



Grey
County

COMMUNITY PROFILE
2015



Grey County © 2015

Information in this document is subject to change without notice. Although all data is believed to be the most accurate and up-to-date, the reader is advised to verify all data before making any decisions based upon the information contained in this document.

For further information, please contact:

Bryan Plumstead

Economic Development & Tourism Manager

102599 Grey Road 18 RR 4

Owen Sound ON N4K 5N6

Phone: (519) 376-3365 ext. 6110

bryan.plumstead@grey.ca

Philly Markowitz

Economic Development Officer, Local Food

102599 Grey Road 18 RR 4

Owen Sound ON N4K 5N6

Phone: (519) 376-3365 ext. 6125

philly.markowitz@grey.ca



TABLE OF CONTENTS

1.0	Introduction	1	22.2	Non-Governmental Organizations	54
2.0	Location	2	22.3	Post-Secondary Education and Training	55
3.0	Climate	3	23.0	Financial Services	57
4.0	Demographics	4	24.0	Real Estate Services	58
4.1	Population Size and Growth	4	25.0	Quality of Life	59
4.2	Age Profile	5	26.0	Housing Characteristics	60
4.3	Language Characteristics	5	27.0	Health, Social and Community Services	61
4.4	Mobility Characteristics	6	28.0	Elementary and Secondary Education	63
5.0	Level of Education	7	29.0	Emergency and Protective Services	64
6.0	Income	8	29.1	Fire Services	64
7.0	Labour Force and Employment	11	29.2	Police Services	65
7.1	Key Indicators	11	29.3	Emergency Services	65
8.0	Labour Force by Occupation	11	30.0	Recreation and Tourism	67
9.0	Labour Force by Industry	13	30.1	Events	67
10.0	Place of Work	15	31.0	Local Media	72
11.0	General Wages by Occupation	17	32.0	Communications Infrastructure	73
12.0	Transportation	18	Appendix - Incentives		75
12.1	Highways	18			
13.0	Airports	19			
14.0	Ports	19			
15.0	Taxes and Utilities	20			
15.1	Local Property Tax Rates	20			
16.0	Federal and Provincial Income Tax Rates	23			
17.0	Waste Management	25			
18.0	Electricity	28			
19.0	Water and Sewer	35			
20.0	Gas	39			
21.0	Building and Development Related Fees	41			
21.1	Development Related Fees	41			
22.0	Business Support Programs and Services	53			
22.1	Government	53			

TABLES

Table 1: Grey County Average Temperature (°C)	3
Table 2: Grey County Average Precipitation	3
Table 3: Population Change	4
Table 4: Age Distribution, 2015	5
Table 5: Language Characteristics, 2015	5
Table 6: Grey County Mobility Rates, 2015	6
Table 7: Education Attainment, 2015	7
Table 8: Total Income Levels, 2014	8
Table 9: Economic Family Income Levels, 2014	8
Table 10: Household Income Levels, 2014	9
Table 11: Labour Force Characteristics, 2015	11
Table 12: Labour Force by Occupation, 2015	12

Table 13: Labour Force by Industry, 2015	13	Table 61: Georgian Bluff’s Permit Fees	43
Table 14: Where the Grey County Resident Labour Force Works, 2011	15	Table 62: Grey Highlands Services & Permit Fees	44
Table 15: Place of Residence for Persons Working in Grey County, 2011	16	Table 63: Meaford Permit Fees	47
Table 16: General Wages (Stratford-Bruce Peninsula Region, Ontario)		Table 64: Owen Sound Permit Fees	48
by Occupation	17	Table 65: Southgate Permit Fees	48
Table 17: Distance to Urban Centre	18	Table 66: West Grey Permit Fees	49
Table 18: Distance to Major US Border Crossings	18	Table 67: Planning and Application Fees - Chatsworth	50
Table 19: Airports	19	Table 68: Planning and Application Fees - Hanover	50
Table 20: Ports	19	Table 69: Planning and Application Fees – Owen Sound	50
Table 21: Local Property Tax Rates, 2015 – The Blue Mountains	20	Table 70: Planning and Application Fees – Southgate	51
Table 22: Local Property Tax Rates, 2015 – Township of Chatsworth	20	Table 71: Development Charges – Southgate	51
Table 23: Local Property Tax Rates, 2015 – Township of Georgian Bluffs	20	Table 72: Government Agencies	53
Table 24: Local Property Tax Rates, 2015 – Municipality of Grey Highlands	21	Table 73: Non-Government Organizations	54
Table 25: Local Property Tax Rates, 2015 – Town of Hanover	21	Table 74: Post- Secondary Education and Training	55
Table 26: Local Property Tax Rates, 2015 – Municipality of Meaford	21	Table 75: Financial Providers and Locations	57
Table 27: Local Property Tax Rates, 2015 – City of Owen Sound	21	Table 76: Real Estate Providers and Locations	57
Table 28: Local Property Tax Rates, 2015 – Township of Southgate	22	Table 77: Number of Private Households by Occupancy 2015	60
Table 29: Local Property Tax Rates, 2015 – Municipality of West Grey	22	Table 78: Occupied Private Dwellings by Structural Type	60
Table 30: Corporate Taxes - General Corporation - Rates 2015	23	Table 79: Health, Social and Community Services	61
Table 31: Corporate Taxes - Canadian Controlled - Rates 2015	23	Table 80: Elementary Schools	63
Table 32: Federal Personal Income Tax, 2015	24	Table 81: Secondary Schools	63
Table 33: Sales Tax	24	Table 82: Fire Services	64
Table 34: Employer Payroll Related Expenses	24	Table 83: Police Services	65
Table 35: Minimum Wage	24	Table 84: Annual Festivals & Events – The Blue Mountains	67
Table 36: Landfill and Tipping Fees	25	Table 85: Annual Festivals & Events – Georgian Bluffs	67
Table 37: Hydro One Residential Electricity Rates	28	Table 86: Annual Festivals & Events – Grey Highlands	68
Table 38: Hydro One Small Business Electricity Rates (<50 kW/month)	29	Table 87: Annual Festivals & Events – Hanover	68
Table 39: Hydro One Small Business Electricity Rates (>50 kW/month)	30	Table 88: Annual Festivals & Events – Meaford	69
Table 40: Collus Powerstream Residential Rates	31	Table 89: Annual Festivals & Events – Owen Sound	69
Table 41: Collus Powerstream General Rates <50 KW	31	Table 90: Annual Festivals & Events – Southgate	71
Table 42: Collus Powerstream General Rates >50 KW	32	Table 91: Annual Festivals & Events – West Grey	71
Table 43: Westario Power General Service <50 kW Rates	32	Table 92: Newspapers	72
Table 44: Westario Power General Service >50 kW Rates	33	Table 93: Radio Stations	72
Table 45: Westario Power Residential Rates and Pricing	34	Table 94: Television	72
Table 46: Water and Sewer Charges	35	Table 95: Communications Infrastructure	73
Table 47: Chatsworth Water Charges	35	Table 96: Incentives	75
Table 48: Georgian Bluffs Water and Sewer Charges	36		
Table 49: Grey Highlands Water and Sewer Charges	36		
Table 50: Hanover Water and Sewer Charges	37		
Table 51: Meaford Water and Sewer Charges	37		
Table 52: Owen Sound Water and Sewer Charges	37		
Table 53: Southgate Water and Sewer Charges	38		
Table 54: West Grey Water and Sewer Charges	38		
Table 55: Union Gas - Regional Residential Rates (Rate M2)	39		
Table 56: Union Gas - Small Commercial Rates (Rate M1)	40		
Table 57: Enbridge Gas - Commercial and Industrial Rates	40		
Table 58: The Blue Mountains Permit Fees	41		
Table 59: Chatsworth Permit Fees	43		
Table 60: Hanover Permit Fees	43		

FIGURES

Figure 1: Grey County Location Map	2
Figure 2: Age Distribution Chart, 2015	5
Figure 3: Educational Attainment, 2015	7
Figure 4: Labour Force by Occupation, 2015	11
Figure 5: Grey County Municipalities	79



1.0 Introduction

The County of Grey is a family of nine distinctive municipalities. Grey County values its heritage, natural beauty, clean, healthy environment and rural lifestyle. As the fourth largest county in Ontario, Grey covers an area of 4,513 square kilometres. Grey County has a stable resident population estimated at more than 93,800 (2014) and a workforce of 52,600 people. Grey County has a diverse economy with strengths in several sectors including agriculture, manufacturing, health care and tourism. Employing approximately 750 people, the Corporation of the County of Grey is dedicated to managed, sustainable growth while also offering agricultural and rural simplicity and big city activities.



FIGURE 1: GREY COUNTY LOCATION MAP

2.0 Location

Grey County is located 160 kilometers northwest of Toronto, where the Niagara Escarpment meets the shores of Georgian Bay and is home to the Owen Sound harbour, Beaver Valley and Blue Mountain along its northern shoreline, and rolling farmland, rich aggregate deposits and a myriad of rivers in its southern extent. Grey County is strategically located within 250 kilometers of major Canadian markets of Hamilton, Toronto, London and Kitchener. Grey County maintains an efficient county road system of 870 kilometres. Highway 26 connects the area east to Barrie and highway 400, highway 10 connects the County south to highway 410 and the Greater Toronto Area. Highway 6 connects the area to Guelph and Kitchener. The area is served by United States border crossings at Detroit, Buffalo and Niagara Falls. See page 79 for a detailed map of Grey County Municipalities.



3.0 Climate

Table 1: Grey County Average Temperature (°C)¹

Temperature	Jan	Feb	Mar	Apr	May	Jun	Jul	Aug	Sep	Oct	Nov	Dec
Daily Average (°C)	-5.4	-4.8	-1	5.8	11.5	16.6	20.1	19.6	15.8	9.6	3.8	-1.8
Standard Deviation	2.9	2.5	2	1.5	1.7	1.5	1.4	1.3	1.4	1.3	1.6	2.6
Daily Maximum (°C)	-1.9	-1	3.2	10.3	16.6	21.7	24.8	24.2	20.2	13.4	6.9	1.1
Daily Minimum (°C)	-9	-8.7	-5.2	1.2	6.4	11.5	15.3	15	11.4	5.7	0.7	-4.8

Source: Environment Canada, OWEN SOUND MOE * Weather Station, bit.ly/1sWuaWx

Table 2: Grey County Average Precipitation²

Precipitation	Jan	Feb	Mar	Apr	May	Jun	Jul	Aug	Sep	Oct	Nov	Dec
Rainfall (mm)	27.9	21.5	42.4	63.8	84	73.5	70.4	78.7	106.1	96.4	82.8	36.7
Snowfall (cm)	101	64.8	35.4	7.3	0.1	0	0	0	0	1.6	27.2	93.2
Precipitation (mm)	128.8	86.3	77.8	71	84	73.5	70.4	78.7	106.1	98	110	129.9

Source: Environment Canada, OWEN SOUND MOE * Weather Station, bit.ly/1sWuaWx

1 Annual average, 1981-2010.

2 Annual average, 1981-2010.



4.0 Demographics

4.1 Population Size and Growth

Table 3: Population Change

	2001	2006	2011	2014**	2015*
Grey County Population	89,073	92,411	92,568	93,800	95,146
% Change from Previous Census		3.7	0.2	1.3	2.7
	2001	2006	2011	2014	2015*
Ontario Population	11,410,046	12,160,282	12,851,821	13,622,941	13,780,979

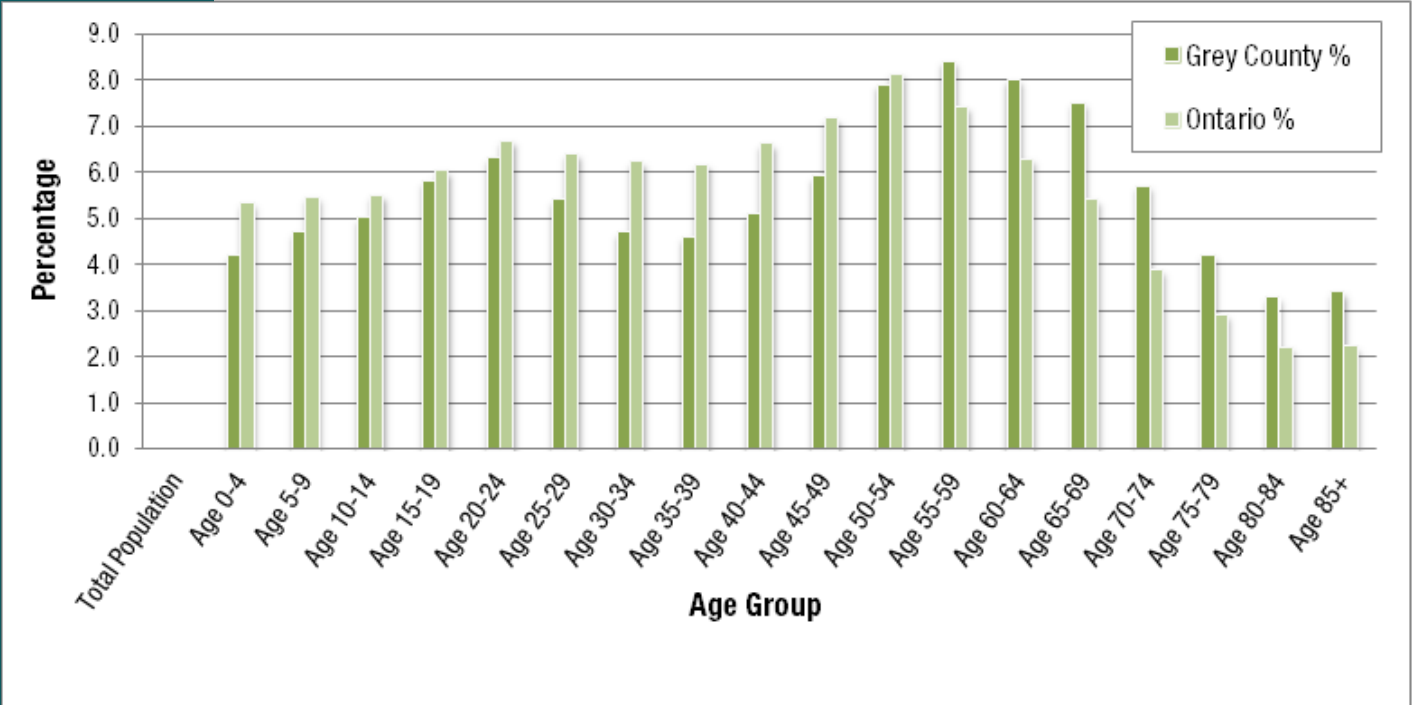
Source: Hemson; Statistics Canada 2001, 2006 and Manifold Superdemographics 2015

* Estimated Hemson

** Estimated McSweeney & Associates from Manifold Data Mining Inc. Superdemographics 2015.

4.2 Age Profile

Figure 2: Age Distribution Chart, 2015



Source: McSweeney & Associates from Manifold Data Mining Inc. Superdemographics 2015.

Table 4: Age Distribution, 2015

Characteristics	Grey County	Grey County %
Total population	95146	
Population age 0-4	4029	4.2
Population age 5-9	4486	4.7
Population age 10-14	4747	5.0
Population age 15-19	5533	5.8
Population age 20-24	6007	6.3
Population age 25-29	5144	5.4
Population age 30-34	4463	4.7
Population age 35-39	4366	4.6
Population age 40-44	4816	5.1
Population age 45-49	5628	5.9
Population age 50-54	7523	7.9
Population age 55-59	7962	8.4
Population age 60-64	7594	8.0
Population age 65-69	7176	7.5
Population age 70-74	5395	5.7
Population age 75-79	3989	4.2
Population age 80-84	3101	3.3
Population age 85+	3188	3.4

Source: McSweeney & Associates from Manifold Data Mining Inc. Superdemographics 2015.

4.3 Language Characteristics

Table 5: Language Characteristics, 2015

Characteristics	Grey County
Total population by knowledge of official languages	95146
% Population speaking English only	94.48
% Population speaking French only	0.01
% Pop. speaking English & French	5.1

Source: McSweeney & Associates from Manifold Data Mining Inc. Superdemographics 2015.



4.4 Mobility Characteristics

Residents in Grey County show lower mobility rates compared to the province. Estimates indicate that those moving to Grey County are more likely to be moving from another community within Ontario than from outside the province.

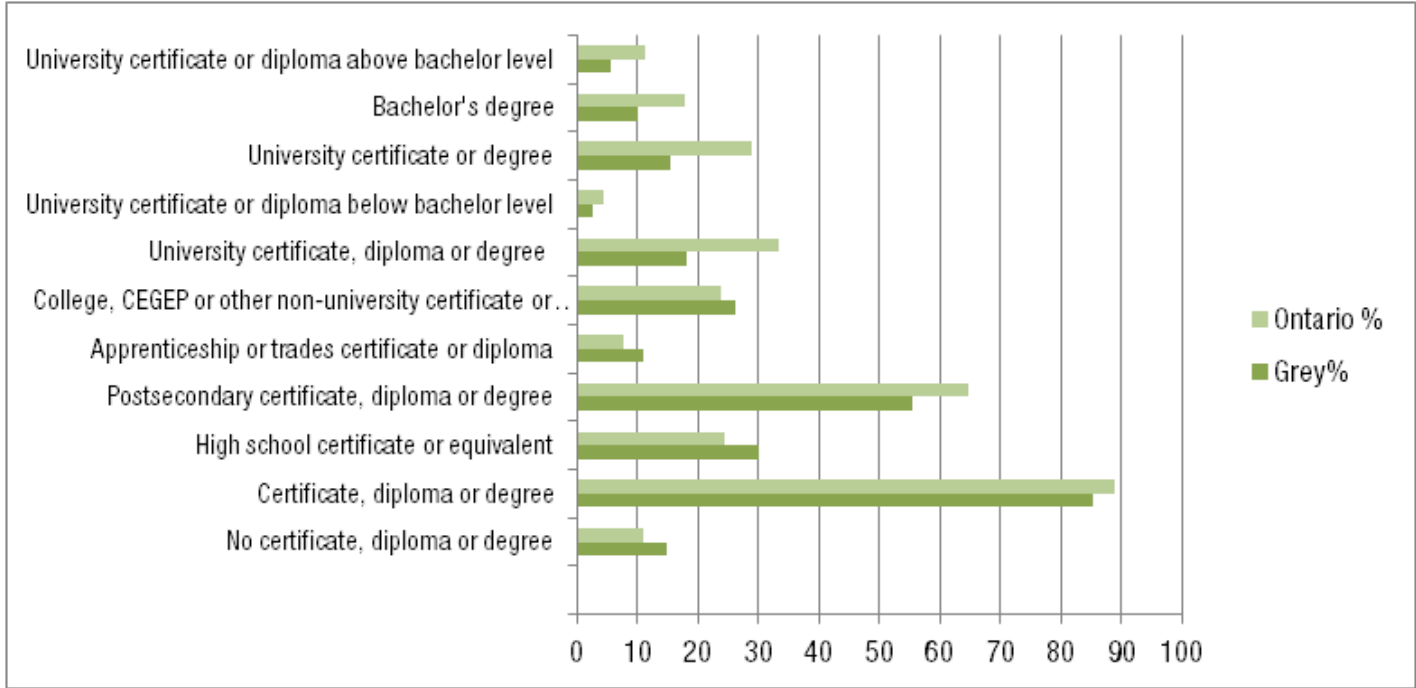
Table 6: Grey County Mobility Rates, 2015

Characteristics	Grey County	Grey County %
Mobility Status - Place of Residence one year ago		
Total population 1 year and over (by mobility status 1 year ago)	95146	
Non-movers	86237	90.6
Movers	8909	9.4
Non-migrants	4400	4.6
Migrants	4509	4.7
Internal migrants	4459	4.7
Interprovincial migrants	4258	4.5
Interprovincial migrants	202	0.2
External migrants	50	0.1
Mobility Status - Place of Residence one year ago		
Total population 5 years and over (by mobility status 5 years ago)	95146	
Non-movers	64570	67.9
Movers	30576	32.1
Non-migrants	13651	14.3
Migrants	16926	17.8

5.0 Level of Education

Figure 3 and Table 7 indicate the level of educational attainment in Grey County in 2015. Over 50% of Grey County residents have a postsecondary certificate, diploma or degree. The percentage of persons with a College, CEGEP or other non-university certificate or diploma is slightly higher than the Ontario average.

Figure 3: Education Attainment, 2015



Source: McSweeney & Associates from Manifold Data Mining Inc. Super demographics 2015.

Table 7: Education Attainment, 2015

Characteristic	Grey County	Grey%
Total population 25 to 64 years by highest certificate, diploma or degree	47497	
No certificate, diploma or degree	7000	14.7
Certificate, diploma or degree	40497	85.3
High school certificate or equivalent	14224	29.9
Postsecondary certificate, diploma or degree	26274	55.3
Apprenticeship or trades certificate or diploma	5235	11.0
College, CEGEP or other non-university certificate or diploma	12435	26.2
University certificate, diploma or degree	8604	18.1
University certificate or diploma below bachelor level	1242	2.6
University certificate or degree	7361	15.5
Bachelor's degree	4708	9.9
University certificate or diploma above bachelor level	2654	5.6

Source: McSweeney & Associates from Manifold Data Mining Inc. Superdemographics 2015.

6.0 Income

Table 8: Total Income Levels, 2014

Characteristics	Grey County	Grey County %
Total Population 15 years and over (by income 2014)	81885	
Without income	3140	3.8
With income	78745	96.2
Under \$5,000	6515	8.0
\$5,000 to \$9,999	6021	7.4
\$10,000 to \$14,999	6987	8.5
\$15,000 to \$19,999	8061	9.8
\$20,000 to \$29,999	12666	15.5
\$30,000 to \$39,999	10278	12.6
\$40,000 to \$49,999	8885	10.9
\$50,000 to \$59,999	6473	7.9
\$60,000 to \$79,999	5916	7.2
\$80,000 to \$99,999	3588	4.4
\$100,000 and over	3356	4.1
\$100,000 to \$124,999	1783	2.2
\$125,000 and over	1574	1.9

Source: McSweeney & Associates from Manifold Data Mining Inc. Superdemographics 2015 (2014 incomes).

Household Income: Refers to a person or a group of persons (other than foreign residents) who occupy the same dwelling and do not have a usual place of residence elsewhere in Canada. It may consist of a family group (census family) with or without other persons, of two or more families sharing a dwelling, of a group of unrelated persons, or of one person living alone. Household members who are temporarily absent on May 10, 2011 (e.g., temporarily residing elsewhere) are considered as part of their usual household. Every person is a member of one and only one household. Unless otherwise specified, all data in household reports are for private households only.

Table 9 indicates that, in 2014, families residing in Grey County earned a lower median and average family income compared to Ontario.

Table 9: Economic Family Income Levels, 2014

Characteristics	Grey County	Ontario
Median income (\$) of total population 15 years and over	31288	32968
Average income (\$) of total population 15 years and over	41223	47130

Source: McSweeney & Associates from Manifold Data Mining Inc. Superdemographics 2015 (2014 incomes).

Economic Family: Refers to a group of two or more persons who live in the same dwelling and are related to each other by blood, marriage, common-law, adoption or a foster relationship.



Table 10 demonstrates, using 2014 income data, that the average and median incomes for households in Grey County were lower in comparison to households in Ontario.

Table 10: Household Income Levels, 2014

Characteristics	Grey County	Ontario
Total Number of Private Households (By Income in 2014)		
Under \$5,000	782	124584
\$5,000 to \$9,999	642	98736
\$10,000 to \$14,999	1079	155490
\$15,000 to \$19,999	1951	237356
\$20,000 to \$29,999	3727	401879
\$30,000 to \$39,999	4173	446742
\$40,000 to \$49,999	4270	462340
\$50,000 to \$59,999	4247	473779
\$60,000 to \$79,999	5508	683095
\$80,000 to \$99,999	5176	620364
\$100,000 to \$124,999	3893	577498
\$125,000 to \$149,999	1581	404990
\$150,000 and over	2665	605055

Source: McSweeney & Associates from Manifold Data Mining Inc. Superdemographics 2015 (2014 incomes).



7.0 Labour Force and Employment

7.1 Key Indicators

Grey County is home to a labour force over 52,860 persons strong. As illustrated in Table 11, the community's labour participation and employment rate are both lower than the Ontario figures. The unemployment rate is also lower than the province.

Table 11: Labour Force Characteristics, 2015³

Characteristics	Grey County	Ontario
Total population 15 years and over by labour force activity	81885	11536559
In the labour force	52860	7647348
Employed	49407	7079476
Unemployed:	3453	567872
Not in the labour force	29025	3889211
Participation rate	64.55	66.29
Employment rate	60.34	61.37
Unemployment rate	6.53	7.43

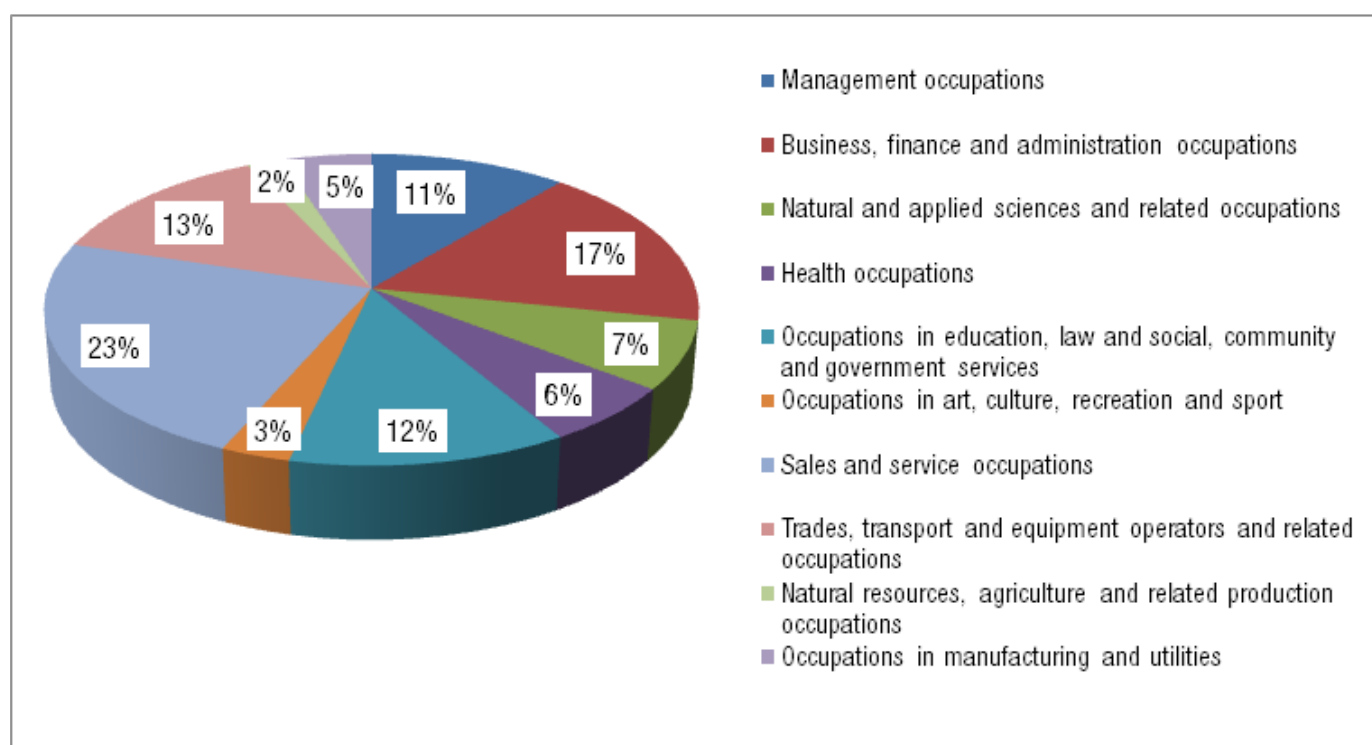
Source: McSweeney & Associates from Manifold Data Mining Inc. Superdemographics 2015.

8.0 Labour Force by Occupation

Figure 4 and Table 12 illustrate Grey County's labour force make-up by occupation:

- Sales and service occupations represent the largest occupational group in Grey County at 23%.
- Trades, transport and equipment operators and related occupation is also substantial at 13%.

Figure 4: Labour Force by Occupation⁴, 2015



Source: McSweeney & Associates from Manifold Data Mining Inc. Superdemographics 2015.

3 Participation rate % = labour force/total population aged 15 and over
Employment rate % = employed/total population aged 15 and over
Unemployment rate % = unemployed/labour force
4 Percentage calculated based on all occupations excludes Occupation-Not Applicable.



Table 12: Labour Force by Occupation, 2015

Characteristic	Grey County	Grey County %
Total labour force 15 years and over by occupation	52860	
Occupation - Not applicable	862	1.6
All occupations	51998	
0 Management occupations	6478	12.3
1 Business, finance and administration occupations	6760	12.8
2 Natural and applied sciences and related occupations	1932	3.7
3 Health occupations	3925	7.4
4 Occupations in education, law and social, community and government services	5178	9.8
5 Occupations in art, culture, recreation and sport	1212	2.3
6 Sales and service occupations	11598	21.9
7 Trades, transport and equipment operators and related occupations	9558	18.1
8 Natural resources, agriculture and related production occupations	2026	3.8
9 Occupations in manufacturing and utilities	3330	6.3

Source: McSweeney & Associates from Manifold Data Mining Inc. Superdemographics 2015.



9.0 Labour Force by Industry

The largest percentage of resident labour force (by industry) in Grey County is employed in the health care and social assistance industry, which accounts for 13.0% of the labour force. The percentage of labour force in the agriculture, forestry, fishing and hunting industry (6.8%) is also higher than Ontario.

Table 13: Labour Force by Industry, 2015

Characteristics	Grey County
Total labour force population aged 15 years and over by industry	52860
Industry - not applicable	862
All industries	51998
11 Agriculture, forestry, fishing and hunting	3606
21 Mining, quarrying, and oil and gas extraction	247
22 Utilities	691
23 Construction	4908
31-33 Manufacturing	5968
41 Wholesale trade	1423
44-45 Retail trade	5786
48-49 Transportation and warehousing	1777
51 Information and cultural industries	629
52 Finance and insurance	1510
53 Real estate and rental and leasing	1013
54 Professional, scientific and technical services	2403
55 Management of companies and enterprises	0
56 Administrative and support, waste management and remediation services	2107
61 Educational services	3180
62 Health care and social assistance	6892
71 Arts, entertainment and recreation	1327
72 Accommodation and food services	3409
81 Other services (except public administration)	2277
91 Public administration	2845

Source: McSweeney & Associates from Manifold Data Mining Inc. Superdemographics 2015.



10. Place of Work

Tables 14 and 15 provide information on persons reporting a “usual place of work other than in their home or outside of Canada”, and reveal the following regarding labour force commuting:

- The majority of the Grey County resident labour force who worked outside of Grey County commuted to work in Town of Collingwood, the Municipality of Brockton and the Town of South Bruce Peninsula.
- The largest number of non-resident labour force commuting to work in Grey County travelled from the Town of Collingwood, Municipality of Brockton and Town of South Bruce Peninsula.
- 19.1% of workers living in Grey County had a usual place of work outside of Grey County.
- 17.2% of workers declaring a usual place of work in Grey County lived outside of Grey County.

Table 14: Where the Grey County Resident Labour Force Works, 2011

Place of Work	Total	Male	Female
Grey County	23,700	10,535	13,040
Arran-Elderslie, Municipality	365	150	165
Barrie, City	100	80	20
Brampton, City	55	45	0
Brockton, Municipality	820	335	430
Centre Wellington, Township	20	15	0
Clearview, Township	215	40	115
Collingwood, Town	1,015	390	630
Essa, Township	20	0	0
Guelph, City	190	85	85
Kincardine, Municipality	465	415	20
London, City	55	25	0
Midland, Town	30	0	0
Minto, Town	150	60	55
Mississauga, City	100	45	25
New Tecumseth, Town	90	75	0
North Perth, Municipality	45	30	0
Oakville, Town	40	0	0
Orangeville, Town	60	0	35
Ottawa, Census Division	35	0	0
Saugeen 29, Indian reserve	25	0	0
Saugeen Shores, Town	125	35	65
Shelburne, Town	75	50	25
South Bruce Peninsula, Town	745	365	390
South Bruce, Municipality	75	25	50
Toronto, Census Metropolitan Area	330	165	70
Wasaga Beach, Town	20	0	0
Waterloo, City	30	0	0
Wellington North, Township	310	155	125
Total Resident Labour Force	29,305	13,120	15,345
<i>Total resident labour force with a usual place of work outside of Grey County</i>	<i>5,605</i>	<i>2,585</i>	<i>2,305</i>
<i>Percent of residents declaring a place of work outside of Grey County</i>	<i>19.1%</i>	<i>19.7%</i>	<i>15.0%</i>

Source: McSweeney & Associates, Statistic Canada, Commuting Flow; bit.ly/1mhams3



Table 15: Place of Residence for Persons Working in Grey County, 2011

Place of Residence	Total	Male	Female
Grey County	24,080	10,680	13,280
Arran-Elderslie, Municipality	670	260	350
Brampton, City	55	55	0
Brockton, Municipality	910	425	475
Clearview, Township	140	70	65
Collingwood, Town	960	470	480
Hanover, Regional Municipality	85	55	25
Howick, Township	20	0	25
Kincardine, Municipality	25	0	0
Minto, Town	75	0	60
Northern Bruce Peninsula, Municipality	40	0	30
Saugeen Shores, Town	420	140	195
Shelburne, Town	25	0	15
South Bruce Peninsula, Town	810	410	355
South Bruce, Municipality	330	115	185
Springwater, Township	25	25	0
Toronto, Census Metropolitan Area	50	35	0
Vaughan, City	40	0	40
Wasaga Beach, Town	275	110	140
Wellington North, Township	20	0	0
Whitby, Town	30	15	15
Total workforce working in Grey County	29,085	12,865	15,735
<i>Total non-resident workforce commuting to work to Grey County</i>	<i>5,005</i>	<i>2,185</i>	<i>2,455</i>
<i>Percent of workers (non-residents) commuting to work to Grey County</i>	<i>17.2%</i>	<i>17.0%</i>	<i>15.6%</i>

Source: McSweeney & Associates, Statistic Canada, Commuting Flow; bit.ly/1mhams3

11.0 General Wages by Occupation

Table 16: General Wages (Stratford-Bruce Peninsula Region, Ontario) by Occupation⁵

Occupation (NOC)	Wages		
	Low	Medium	High
Financial Auditors and Accountants (NOC 1111-A)	16.83	30.00	54.95
Specialists in Human Resources (NOC 1121-A)	18.27	33.65	52.75
Professional Occupations in Business Services to Management (NOC 1122-A)	18.00	33.33	52.88
Supervisors, Recording, Distributing and Scheduling Occupations (NOC 1215-B)	13.00	20.00	32.42
Administrative Officers (NOC 1221-B)	14.50	20.58	29.33
Property Administrators (NOC 1224-B)	11.00	17.63	42.11
Bookkeepers (NOC 1231-B)	13.00	18.00	27.43
Loan Officers (NOC 1232-B)	16.00	24.00	34.62
Secretaries (Except Legal and Medical) (NOC 1241-B)	11.25	19.00	27.00
General Office Clerks (NOC 1411-C)	11.00	17.00	28.85
Receptionists and Switchboard Operators (NOC 1414-C)	11.00	15.00	22.00
Data Entry Clerks (NOC 1422-C)	11.00	17.00	25.00
Accounting and Related Clerks (NOC 1431-C)	12.50	20.00	28.21
Payroll Clerks (NOC 1432-C)	14.00	23.65	33.00
Customer Service Representatives - Financial Services (NOC 1433-C)	11.00	14.50	20.66
Banking, Insurance and Other Financial Clerks (NOC 1434-C)	13.73	18.22	38.93
Administrative Clerks (NOC 1441-C)	12.00	20.88	30.00
Customer Service, Information and Related Clerks (NOC 1453-C)	11.00	16.15	27.50
Shippers and Receivers (NOC 1471-C)	11.00	16.00	25.15
Dispatchers and Radio Operators (NOC 1475-C)	11.20	20.67	32.00

Source: Produced by Human Resources and Skills Development Canada’s Labour Market Information Service, Report generated on August 8, 2014. bit.ly/181yXg9

⁵ For more wage rates please visit: www.jobbank.gc.ca/home-eng.do

12.0 Transportation

12.1 Highways

Major arterial highways serving the region:

- Highway 6 runs north to south connecting Owen Sound south to Guelph and highway 401.
- Highway 10 runs northwest to southeast linking highway 6 south to Brampton at highway 410.
- Highway 21 and 26 run west to east linking Saugeen Shores, Owen Sound and Meaford to Barrie and highway 400

Table 17: Distance to Urban Centre

Distance to Major Urban Centres	Km	Miles
Kitchener/Waterloo	137	85
Toronto	169	105
Hamilton	194	121
St. Catharines	237	147
London	244	152
North Bay	327	203
Sudbury	346	215
Kingston	416	258
Windsor	421	262
Ottawa	602	374
Sault Ste. Marie	645	401
Montreal	696	432
Thunder Bay	1347	837
Winnipeg	2,238	1,391

Source: McSweeney & Associates from Google Maps

Table 18: Distance to Major US Border Crossings

Distance to Border Crossings	Km	Miles
Lewiston/Queenston	234	145
Niagara Falls/Niagara Falls	236	147
Buffalo/Fort Erie	261	162
Port Huron/Sarnia	269	167
Detroit/Windsor	366	227
Alexandria/Ivy Lea	450	280
Ogdensburg/Prescott	505	314
Massena/Cornwall	569	354
Sault Ste Marie/Sault Ste Marie	662	411
Grand Portage/Thunder Bay	1426	886
International Falls/Fort Frances	1697	1054
Baudette/Rainy River	1796	1116

Source: McSweeney & Associates from Google Maps



13.0 Airports

Table 19: Airports

Owen Sound Airport (Regional Airport) P.O. Box 25 Owen Sound, ON N4K 5P1 Phone: 519-371-6936 Web: www.flyowensound.com	Saugeen Municipal Airport 341 10th Street Hanover, ON N4N 1P5 Phone: 519-364-2780 Fax: 519-364-6456 Email: civic@hanover.ca Web: www.hanover.caairport
Warton-Keppel International Airport #501262 Grey Road 1 Georgian Bluffs, ON N0H 2T0 Phone: 519-534-0140 Email: wkairportmgr@bmts.com Web: www.flywarton.com	Collingwood Regional Airport 1997 Concession 6N. Collingwood, ON L9Y 3Z1 Phone: 705-445-2663 Fax: 705-446-1232 Email: clgwdairport@simcoemail.com Web: www.collingwood.caregional_airport
Toronto Pearson International Airport (International Airport) Greater Toronto Airports Authority PO Box 6031, 3111 Convair Drive Toronto AMF, ON L5P 1B2 Phone: 416-776-9892 Web: www.gtaa.comen/travellers/airport_information/	

14.0 Ports

Table 20: Ports

Port of Goderich Goderich Port Management Corp., P.O. Box 415, Goderich, ON, N7A 4C6 Phone: 519-524-3234 Port Master: 519-524-9551 Web: www.goderichport.ca	Port of Hamilton Kim Sedore, Hamilton Port Authority Phone: 905-525-4330 ext. 220 Cell: 289-244-9844 Email: ksedore@hamiltonport.ca Web: www.hamiltonport.ca
Port of Owen Sound Open for navigation 9 to 10 months of every year. Present docking space is 4500 feet. The largest of lake vessels and ships with 6.40 metres (21 foot) draft can be berthed. Grain, cement and salt are all shipped through the port regularly. Web: www.owensound.ca	Port of Toronto (Ocean Port) The Toronto Port Authority 60 Harbour Street Toronto, ON M5J 1B7 Phone: 416-863-2000 Fax: 416-863-4830 Email: info@torontoport.com Web: www.torontoport.com/port.aspx
Recreational Harbours	
Meaford Harbour 3 St. Vincent Street Meaford, ON N4L 1A1 Phone: 519-538-1060 x1401 or 519-538-5975 Web: www.meaford.ca/meaford-harbour.html	Thornbury Harbour 1 Harbour Street Thornbury, ON Phone: 519-599-3131 ext. 288 Email: harbour@thebluemountains.ca Web: www.thebluemountains.ca/thornbury-harbour.cfm



15.0 Taxes and Utilities

15.1 Local Property Tax Rates

Table 21: Local Property Tax Rates, 2015 – The Blue Mountains

Tax Class (Occupied Only)	Education Rate	Upper Tier Rate	Lower Tier Rate	Total Rate
Residential	0.00195000	0.00363835	0.00370542	0.00929377
Farm	0.00048750	0.00090959	0.00092635	0.00232344
Managed Forest	0.00048750	0.00090959	0.00092635	0.00232344
New Multi-Residential	0.00195000	0.00363835	0.00370542	0.00929377
Multi-Residential	0.00195000	0.00524358	0.00534024	0.01253382
Commercial	0.01430000	0.00475511	0.00484276	0.02389787
Commercial Condominium	0.00195000	0.00363835	0.00370542	0.00929377
Industrial	0.01530000	0.00676074	0.00688536	0.02894610
Pipeline	0.01190000	0.00329943	0.00336025	0.01855968

Table 22: Local Property Tax Rates, 2015 – Township of Chatsworth

Tax Class (Occupied Only)	Education Rate	Upper Tier Rate	Lower Tier Rate	Total Rate
Residential	0.00195000	0.00363835	0.00585407	0.01144242
Farm	0.00048750	0.00090959	0.00146352	0.00286061
Managed Forest	0.00048750	0.00090959	0.00146352	0.00286061
New Multi-Residential	0.00195000	0.00363835	0.00585407	0.01144242
Multi-Residential	0.00195000	0.00524358	0.00843687	0.01563045
Commercial	0.01430000	0.00475511	0.00765092	0.02670603
Industrial	0.01530000	0.00676074	0.01087796	0.03293870
Pipeline	0.01190000	0.00329943	0.00530876	0.02050819

Table 23: Local Property Tax Rates, 2015 – Township of Georgian Bluffs

Tax Class (Occupied Only)	Education Rate	Upper Tier Rate	Lower Tier Rate	Total Rate
Residential	0.00195000	0.00363835	0.00531854	0.01090689
Farm	0.00048750	0.00090959	0.00132964	0.00272673
Managed Forest	0.00048750	0.00090959	0.00132964	0.00272673
New Multi-Residential	0.00195000	0.00363835	0.00531854	0.01090689
Multi-Residential	0.00195000	0.00524358	0.00766506	0.01485864
Commercial	0.01430000	0.00475511	0.00695101	0.02600612
Industrial	0.01530000	0.00676074	0.00988284	0.03194358
Pipeline	0.01190000	0.00329943	0.00482311	0.02002254

Table 24: Local Property Tax Rates, 2015 – Municipality of Grey Highlands

Tax Class (Occupied Only)	Education Rate	Upper Tier Rate	Lower Tier Rate	Total Rate
Residential	0.00195000	0.00363835	0.00487570	0.01046405
Farm	0.00048750	0.00090959	0.00121893	0.00261602
Managed Forest	0.00048750	0.00090959	0.00121893	0.00261602
New Multi-Residential	0.00195000	0.00363835	0.00487570	0.01046405
Multi-Residential	0.00195000	0.00524358	0.00702684	0.01422042
Commercial	0.01430000	0.00475511	0.00637225	0.02542736
Industrial	0.01530000	0.00676074	0.00905996	0.03112070
Pipeline	0.01190000	0.00329943	0.00442152	0.01962095

Table 25: Local Property Tax Rates, 2015 – Town of Hanover

Tax Class (Occupied Only)	Education Rate	Upper Tier Rate	Lower Tier Rate	Total Rate
Residential	0.00195000	0.00363835	0.00766319	0.01325154
Farm	0.00048750	0.00090959	0.00191580	0.00331289
Managed Forest	0.00048750	0.00090959	0.00191580	0.00331289
New Multi-Residential	0.00195000	0.00363835	0.00766319	0.01325154
Multi-Residential	0.00195000	0.00524358	0.01104416	0.01823774
Commercial	0.01430000	0.00475511	0.01001533	0.02907044
Industrial	0.01530000	0.00676074	0.01423964	0.03630038
Pipeline	0.01190000	0.00329943	0.00694935	0.02214878

Table 26: Local Property Tax Rates, 2015 – Municipality of Meaford

Tax Class (Occupied Only)	Education Rate	Upper Tier Rate	Lower Tier Rate	Total Rate
Residential	0.00195000	0.00363835	0.00768265	0.01327100
Farm	0.00048750	0.00090959	0.00192066	0.00331775
Managed Forest	0.00048750	0.00090959	0.00192066	0.00331775
New Multi-Residential	0.00195000	0.00363835	0.00768265	0.01327100
Multi-Residential	0.00195000	0.00524358	0.01107221	0.01826579
Commercial	0.01430000	0.00475511	0.01004076	0.02909587
Industrial	0.01530000	0.00676074	0.01427580	0.03633654
Pipeline	0.01190000	0.00329943	0.00696700	0.02216643

Table 27: Local Property Tax Rates, 2015 – City of Owen Sound*

Tax Class (Occupied Only)	Education Rate	Upper Tier Rate	Lower Tier Rate	Total Rate
Residential	0.00195000	0.00315184	0.01083537	0.01593721
Farm	0.00048750	0.00078796	0.00270884	0.00398430
Managed Forest	0.00048750	0.00078796	0.00270884	0.00398430
New Multi-Residential	0.00195000	0.00315184	0.01083537	0.01593721
Multi-Residential	0.00195000	0.00680948	0.02340959	0.03216907
Commercial	0.01430000	0.00594752	0.02044634	0.04069386
Industrial Residual	0.01530000	0.00722962	0.02430853	0.04683815
Large Industrial	0.01530000	0.01096569	0.03687056	0.06313625
Pipeline	0.01190000	0.00957330	0.03291103	0.05438433

*Owen Sound has a separate tax policy for distributing its tax and the tax levied by the County

Table 28: Local Property Tax Rates, 2015 – Township of Southgate

Tax Class (Occupied Only)	Education Rate	Upper Tier Rate	Lower Tier Rate	Total Rate
Residential	0.00195000	0.00363835	0.00676235	0.01235070
Farm	0.00048750	0.00090959	0.00169059	0.00308768
Managed Forest	0.00048750	0.00090959	0.00169059	0.00308768
New Multi-Residential	0.00195000	0.00363835	0.00676235	0.01235070
Multi-Residential	0.00195000	0.00524358	0.00974588	0.01693946
Commercial	0.01430000	0.00475511	0.00883799	0.02789310
Industrial	0.01530000	0.00676074	0.01256571	0.03462645
Pipeline	0.01190000	0.00329943	0.00613242	0.02133185

Table 29: Local Property Tax Rates, 2015 – Municipality of West Grey

Tax Class (Occupied Only)	Education Rate	Upper Tier Rate	Lower Tier Rate	Total Rate
Residential	0.00195000	0.00363835	0.00643272	0.01202107
Farm	0.00048750	0.00090959	0.00160818	0.00300527
Managed Forest	0.00048750	0.00090959	0.00160818	0.00300527
New Multi-Residential	0.00195000	0.00363835	0.00643272	0.01202107
Multi-Residential	0.00195000	0.00524358	0.00927082	0.01646440
Commercial	0.01430000	0.00475511	0.00840718	0.02746229
Industrial	0.01530000	0.00676074	0.01195320	0.03401394
Pipeline	0.01190000	0.00329943	0.00583350	0.02103293

Source: Grey County





16.0 Federal and Provincial Income Tax Rates

Table 30: Corporate Taxes - General Corporation - Rates 2015

	Manufacturing & Processing Income	Active Business Income	Investment Income
Federal rates			
General corporate rate	38.0%	38.0%	38.0%
Federal abatement	(10.0)	(10.0)	(10.0)
	28.0	28.0	28.0
M&P deduction	(13.0)	0.0	0.0
Rate deduction	0.0	(13.0)	(13.0)
Net federal rate	15.0	15.0	15.0
Provincial/Territorial Rates			
Ontario	10.0	11.5	11.5

Source: <http://www.kpmg.com/Ca/en/IssuesAndInsights/ArticlesPublications/Pages/taxrates.aspx>

Table 31: Corporate Taxes - Canadian Controlled - Rates 2015

	Small Business Income up to \$400,000	Small Business Income Between \$400,000 and \$500,000	Active Business Income	Investment Income
Federal rates				
General corporate rate	38.0%	38.0%	38.0%	38.0%
Federal abatement	(10.0)	(10.0)	(10.0)	(10.0)
	28.0	28.0	28.0	28.0
Small business deduction	(17.0)	0.0	0.0	0.0
Rate reduction	0.0	(13.0)	(13.0)	0.0
Refundable tax	0.0	0.0	0.0	6.7
Net federal rate	11.0	11.0	15.0	34.7
Provincial/Territorial Rates				
Ontario	4.5	4.5	11.5	11.5

Source: <http://www.kpmg.com/Ca/en/IssuesAndInsights/ArticlesPublications/TaxRates/Income-Tax-Rates-for-CCPCs-2015-and-2016-v3.pdf>

Table 32: Federal Personal Income Tax, 2015

Federal Personal Income Tax Brackets and Tax Rates									
2015 Taxable Income	2015 Marginal Tax Rates				2014 Taxable Income	2014 Marginal Tax Rates			
	Other Income	Capital Gains	Canadian Dividends			Other Income	Capital Gains	Canadian Dividends	
			Eligible	Non-Eligible				Eligible	Non-Eligible
first \$44,701	15%	7.5%	-0.03%	4.70%	first \$43,953	15%	7.5%	-0.03%	4.70%
over \$44,701 up to \$89,401	22%	11.0%	9.63%	12.96%	over \$43,953 up to \$87,907	22%	11.0%	9.63%	12.96%
over \$89,401 up to \$138,586	26%	13.0%	15.15%	17.68%	over \$87,907 up to \$136,270	26%	13.0%	15.15%	17.68%
over \$138,586	29%	14.5%	19.29%	21.22%	over \$136,270	29%	14.5%	19.29%	21.22%
Marginal tax rate for dividends is a % of actual dividends received (not grossed-up amount). Marginal tax rate for capital gains is a % of total capital gains (not taxable capital gains). Gross-up rate for eligible dividends is 38%, and for non-eligible dividends is 18%. For more information see dividend tax credits.									
Federal Basic Personal Amount									
2015	Tax Rate				2014	Tax Rate			
\$11,327	15%				\$11,138	15%			

Source: <http://www.taxtips.ca/taxrates/canada.htm>

Table 33: Sales Tax

Sales Tax	2015
HST (harmonized sales tax)	13%

Source: bit.ly/1Cy2DdK

Table 34: Employer Payroll Related Expenses

Employee Benefit Costs	Mandatory by Employer	Common Practice for Employers
Canada Pension Plan (CPP) to maximum premium of \$2,425.00/year	4.95%	4.95%
Employment Insurance Commission to employer maximum premium of \$1,279.15/year	1.88%	1.88%
Workplace Safety and Insurance Board Varies ranges from \$0.21 to \$18.31		
Vacation	4% (two weeks of vacation time after each 12-month vacation entitlement year)	6% (3 weeks)
Paid Public Holidays	9 Days (3.6%)	11 Days (4.40%)
Pension Contribution	N/A	5-6% (average)

Source: <http://www.cra-arc.gc.ca/tx/bsnss/tpcs/pyrll/clcltng/ei/cnt-chrt-pf-eng.html> Source: <http://www.labour.gov.on.ca/english/es/pubs/guide/>

Table 35: Minimum Wage

Ontario Minimum Wage Rate	Current Wage Rates as of October 1, 2015
General Minimum Wage	\$11.25 per hour
Student Minimum Wage	\$10.55 per hour
Liquor Servers Minimum Wage	\$9.80 per hour
Hunting and Fishing Guides Minimum Wage	\$56.30 Rate for working less than five consecutive hours in a day \$112.60 Rate for working five or more hours in a day whether or not the hours are consecutive
Homeworkers Wage	\$12.40 per hour

Source: www.labour.gov.on.ca/english/es/pubs/guide/minwage.php



17.0 Waste Management

Table 36: Landfill and Tipping Fees

Name of Site	Location	Operating Hours	Tipping Fees
Artemesia Landfill Site	113524 Grey Road 14, Ceylon, ON (1 mile south of Grey Rd. 4 on west side)	November 1 - April 1 Saturday 9:00 am - 1:00 pm Monday 9:00 am - 5:00 pm April 2 - October 31 Saturday 9:00 am - 5:00 pm Monday 9:00 am - 5:00 pm	Household Waste not over 40 lb.: \$2.00 / bag Mattresses/ Furniture, Non-Steel Household Appliances: \$15.00 each Small Brush to be chipped: \$10/cubic yard or \$11.00/ tonne Minimum fee: \$10.00 Domestic/Commercial/Industrial Waste - Sorted \$88/cubic yard or \$100.00/tonne Minimum Fee: \$10.00 Domestic/Commercial/Industrial Waste - Unsorted \$176/cu- bic yard or \$200.00/tonne Minimum Fee: \$30.00 Appliances with Freon: \$25.00 ea. Special Opening (24 hour notice required) \$75.00 Contaminated Soil: \$100.00/tonne (must originate within Grey Highlands, have analysis, get approval of Director and meet MOE guidelines) Tires with rims: up to 19": \$5 ea; 19" – 23": \$10 ea; 24" – 30": \$25 eac; over 30": \$35 ea. Yard waste (residents only – dumped loosely), bale wrap, fencing wire (no posts), steel appliances with no freon, scrap metal, 4 tires max no rims, e-waste: FREE Stumps/rocks/fill/clean earth/concrete – not permitted.
Bentinck Landfill Site	114079 Grey Rd 3, West Grey, ON	Saturday 8:00 am - 4:00 pm	Residential Household Garbage without bag tags \$2.00 Industrial, Commercial & Institutional Materials, (including unsorted Household Materials) Sorted \$12.00 /cu yd. Unsorted \$20.00 /cu yd.
The Blue Mountains Waste Disposal Site	788090 Grey Road 13 (just North of Grey Rd 40) , Town of The Blue Mountains, ON	Year Round Tuesday & Thursday 8:00 am - 4:00 pm April to End of November Saturday 8:00 am -12:00 pm	Waste - \$120/tonne or \$6 /min Diversion Items - \$60/tonne Recyclables/Residential Compostable/ Household Hazardous Waste – FREE
Dundalk Transfer Station	752178 Ida Street, Southgate, ON	Tuesday 10:00 am - 3:00 pm Saturday 9:00 am - 1:00 pm	\$30 per load

Name of Site	Location	Operating Hours	Tipping Fees
Durham Landfill Site	590 Park St E, West Grey, ON	April 15th - October 15th Thursday 12:00 pm - 8:00 pm October 16th - April 14th Thursday 8:00 am - 5:00 pm Year Round Friday 8:00 am - 5:00 pm Saturday 8:00 am- 4:00 pm	Residential Household Garbage without bag tags \$2.00 Industrial, Commercial & Institutional Materials, (including unsorted Household Materials) Sorted \$12.00 /cu yd. Unsorted \$20.00 /cu yd.
Egremont Transfer Station	413013 Southgate Sideroad 41 – RR 4 Durham ON	Wednesday 10:00 am - 3:00 pm Saturday 9:00 am - 1:00 pm	\$30 per load; contractor waste \$150 per tonne unsorted; \$85 per tonne sorted
Township of Georgian Bluffs Landfill	340068 Stone School Road, North of Hepworth	Monday & Wednesday 8:30 am - 4:30 pm Saturday 8:30 am - 2:00 pm	Please contact: landfill@georgianbluffs.on.ca for details.
Hanover / Walkerton Landfill Site		Tuesday – Saturday 8:00 am to 3:00 pm CLOSED on Statutory Holidays	Residential/Commercial Garbage: Non-sorted Waste:\$220/tonne \$110/tonne (minimum charge \$10) Non-Hazardous Industrial Waste: \$220/tonne Car Tires - Max 4 FREE, all others \$5 each Truck Tires - Max 4 FREE all others \$10 each Appliances (Freon removed): \$10 each Spring Mattresses: \$10.00 eac Leaves/Compost FREE Brush (2 inch diameter or less) FREE Brush (over 2 inch diameter): \$110.00 tonne. Recyclables FREE
Markdale Landfill Site	775557 Highway 10, Markdale, ON (2 miles north of Markdale on east side)	Saturday 9:00 am - 2:00 pm Monday 9:00 am - 5:00 pm	Household Waste not over 40 lb.: \$2.00 / bag Mattresses/Furniture, Non-Steel Household Appliances: \$15.00 each Small Brush to be chipped: \$10/cubic yard or \$11.00/ tonne Minimum fee: \$10.00 Domestic/Commercial/Industrial Waste - Sorted \$88/cubic yard or \$100.00/tonne Minimum Fee: \$10.00 Domestic/Commercial/Industrial Waste - Unsorted \$176/cubic yard or \$200.00/tonne Minimum Fee: \$30.00 Appliances with Freon: \$25.00 ea. Special Opening (24 hour notice required) \$75.00 Contaminated Soil: \$100.00/tonne (must originate within Grey Highlands, have analysis, get approval of Director and meet MOE guidelines) Tires with rims: up to 19": \$5 ea; 19" – 23": \$10 ea; 24" – 30": \$25 eac; over 30": \$35 ea. Yard waste (residents only – dumped loosely), bale wrap, fencing wire (no posts), steel appliances with no freon, scrap metal, 4 tires max no rims, e-waste: FREE Stumps/rocks/fill/clean earth/concrete – not permitted.

Name of Site	Location	Operating Hours	Tipping Fees
Meaford Waste Transfer Station	Fire #146024 Miller St. (Grey Rd. 12), Municipality of Meaford	Friday 12:00 pm - 5:00 pm Saturday 9:00 am - 3:00 pm	There may be disposal fees. Styrofoam is accepted at this facility. Call 519-538-4631 for details.
Miller Waste Transfer Station	2085 20th Ave. East, Owen Sound, ON	Monday –Friday 8:00 am - 5:00 pm Saturdays 8:00 am - 2:00 pm CLOSED Sundays and Holidays	The Miller Waste Transfer Station is a privately owned facility and the tipping fees are set by Miller Waste Systems. For more information please call Miller Waste at 519-372-1855
Normanby Landfill Site	221291 Grey Rd 9, West Grey, ON	Saturday 8:00 am to 4:00 pm	Residential Household Garbage without bag tags \$2.00
Osprey Transfer Station	493926 Road 49, Maxwell, ON (1/4 mile south of Grey Rd. 4 on west side)	Saturday 9:00 am - 5:00 pm	Household Waste not over 40 lb.: \$2.00 / bag Mattresses/ Furniture, Non-Steel Household Appliances: \$15.00 each Small Brush to be chipped: \$10/cubic yard or \$11.00/ tonne Minimum fee: \$10.00 Domestic/Commercial/Industrial Waste - Sorted \$88/cubic yard or \$100.00/tonne Minimum Fee: \$10.00 Domestic/Commercial/Industrial Waste - Unsorted \$176/cubic yard or \$200.00/tonne Minimum Fee: \$30.00 Appliances with Freon: \$25.00 ea. Special Opening (24 hour notice required) \$75.00 Contaminated Soil: \$100.00/tonne (must originate within Grey Highlands, have analysis, get approval of Director and meet MOE guidelines) Tires with rims: up to 19": \$5 ea; 19" – 23": \$10 ea; 24" – 30": \$25 eac; over 30": \$35 ea. Yard waste (residents only – dumped loosely), bale wrap, fencing wire (no posts), steel appliances with no freon, scrap metal, 4 tires max no rims, e-waste: FREE Stumps/rocks/fill/clean earth/concrete – not permitted.
Sullivan Landfill	702320 Sideroad 5, Chatsworth ON	Summer Hours Monday 9:00 am - 4:30 pm Saturday 9:00 am - 4:30 pm Winter Hours Monday 10:00 am - 4:30 pm Saturday 9:00 am - 4:30 pm	Sorted Domestic, Commercial & Industrial Materials includes construction materials, wood products, asphalt shingles \$150.00 per tonne \$5.00 Minimum Fee per load Unsorted Domestic Commercial & Industrial Materials, includes Construction Materials, Wood Products, Asphalt, Shingles, Heavy Appliances, Scrap Metal, Furniture \$250.00 per tonne \$10.00 minimum fee per load



18.0 Electricity

Service Provider: Hydro One

Served area: West Grey, Southgate, Owen Sound, Meaford, Grey Highlands, Georgian Bluffs, The Blue Mountains

Phone: 1-888-664-1122

Web: www.hydroone.com

Table 37: Hydro One Residential Electricity Rates

Electricity rates effective May 1, 2015	Urban High Density	Medium Density	Low Density
Electricity:			
Time-of-Use Prices			
Off-Peak	8.3¢	7.5¢	7.5¢
Mid-Peak	12.8¢	11.2¢	11.2¢
On-Peak	17.5¢	13.5¢	13.5¢
Delivery:			
Distribution service charge: (\$/month)	\$19.28	\$27.73	\$41.42**
Distribution volume charge: (metered usage - ¢/kWh)	2.06¢	3.31¢	4.25¢
Transmission connection charge (adjusted usage - ¢ / kWh)	0.50¢	0.48¢	0.45¢
Transmission network charge (adjusted usage - ¢ / kWh)	0.70¢	0.66¢	0.63¢
Smart metering entity charge ***	\$ 0.79	\$ 0.79	\$ 0.79
Adjustment Factor	1.057	1.076	1.105
<p>*Delivery rates are effective as of January 1, 2015 but are not implemented until May 1, 2015. To account for this a charge has been added to the distribution service charge. This Charge will be for a period of 8 months from May 1 – December 31, 2015. For residential customers with an urban high density this adjustment is a credit.</p> <p>**An adjustment for line losses is included under the Delivery line for most customers. Customers enrolled with an electricity retailer or paying the spot market price will have this adjustment included under the Electricity line. It is calculated as follows: (adjustment us in kWh x (RPP price/ spot price/retail contract price)) – (metered use in kWh XRPP prices/spot price/retail contract price)) = line loss adjustment</p> <p>***This charge will be collected on behalf of the IESO until October 31, 2018</p>			

Source: Hydro One Networks: <http://www.hydroone.com/Pages/Default.aspx>



Table 38: Hydro One Small Business Electricity Rates (< 50 kW/month)

Electricity rates effective May 1, 2015	General Service - Urban Energy	General Service - Energy
Electricity - up to 250,000 kWh/year:		
Time-of-Use Prices (as of May 1, 2015)		
Off-Peak	8.0¢	8.0¢
Mid-Peak	12.2¢	12.2¢
On-Peak	16.1¢	16.1¢
RPP Prices (as of May 1, 2015)		
First 750 kWh per month (adjusted usage - ¢/kWh)	9.4¢	9.4¢
Additional kWh (adjusted usage - ¢/kWh)	11.0¢	11.0¢
Delivery:		
- Distribution service charge (\$/month)	\$32.63	\$33.88
- Distribution volume charge (metered usage - ¢/kWh)	2.25¢	5.35¢
- Transmission network charge (adjusted usage - ¢/kWh)	0.62¢	0.57¢
- Transmission connection charge (adjusted usage - ¢/kWh)	0.39¢	0.37¢
Smart meter entity charge (\$/month)***	\$0.79	\$0.79
	1.067	1.096
Regulatory charges:		
- Standard supply service administration charge (\$/kWh)	\$0.25*	\$0.25*
- Rural rate protection charge (adjusted usage - ¢/kWh)	0.13¢	0.13¢
- Wholesale market service rate (adjusted usage - ¢/kWh)	0.44¢	0.44¢
Debt retirement charge (metered usage - ¢/kWh):	0.70¢	0.70¢ Bottom of Form
<p>* If you've enrolled with a retailer, the \$0.25 standard supply service administration charge will be deducted from the Regulatory charges on your bill.</p> <p>*** The Ontario Energy Board had directed electricity distributors, including Hydro One, to collect a Smart Metering Entity Charge of \$0.79 per month from all residential and general service energy-billed (< 50 kW) customers and remit it to the Independent Electricity System Operator (IESO). The charge recovers the cost of developing and implementing the provincial Meter Data Management Repository (MDM/R) and its information technology to collect and process data from smart meters throughout the province. The charge will be in effect from May 1, 2013 to October 31, 2018.</p> <p>The Ontario Clean Energy Benefit takes 10% off the cost of up to 3,000 kWh per month of electricity use. It is effective for electricity used from January 1, 2011 to December 31, 2015. Some exceptions apply, please visit www.ontario.ca/OCEB or call 1-888-668-4636.</p>		

Source: Hydro One Networks: <http://www.hydroone.com/RegulatoryAffairs/Pages/TxRates.aspx>



Table 39: Hydro One Small Business Electricity Rates (> 50 kW/month)

Electricity rates effective May 1, 2015	General Service - Urban Demand	General Service - Demand
Electricity - up to 250,000 kWh/year:		
Time-of-Use Prices (as of May 1, 2015)		
Off-Peak	8.0¢	8.0¢
Mid-Peak	12.2¢	12.2¢
On-Peak	16.1¢	16.1¢
RPP Prices (as of May 1, 2015)		
- First 750 kWh per month (¢/kWh)	9.4¢	9.4¢
- Additional kWh (¢/kWh)	11.0¢	11.0¢
Electricity - over 250,000 kWh/year with a conventional meter (¢/kWh):	weighted average spot market price or retailer contract ¹	weighted average spot market price or retailer contract ¹
Electricity - over 250,000 kWh/year with an interval meter (¢/kWh): ²	spot market price or retailer contract	spot market price or retailer contract
Delivery:		
- Distribution service charge (\$/month)	\$142.48	\$171.18
- Distribution volume charge (adjusted usage - \$/kW)	\$7.5292	\$13.2016
- Transmission connection charge (adjusted usage - \$/kW)	\$2.0188	\$1.6321
- Transmission connection charge (billed demand - \$/kW)	\$1.2909	\$1.0515
Line Loss Adjustment Factor	1.05	1.061
Regulatory charges:		
- Standard supply service administration charge (\$/month)	\$0.25*	\$0.25*
- Rural rate protection charge (adjusted usage - ¢/kWh)	0.13¢	0.13¢
- Wholesale market service rate (adjusted usage - ¢/kWh)	0.44¢	0.44¢
Debt retirement charge (metered usage - ¢/kWh)	0.70¢	0.70¢ Bottom of Form
<p>* If you've enrolled with a retailer, the \$0.25 standard supply service administration charge will be deducted from the Regulatory charges on your bill.</p> <p>*** Retail transmission rates shown have been adjusted for line losses.</p> <p>The Ontario Clean Energy Benefit takes 10% off the cost of up to 3,000 kWh per month of electricity use. It is effective for electricity used from January 1, 2011 to December 31, 2015. Some exceptions apply, please visit www.ontario.ca/OCEB or call 1-888-668-4636.</p>		

Source: Hydro One Networks: <http://www.hydroone.com/RegulatoryAffairs/Pages/TxRates.aspx>

Collus Powerstream

Served area: The Blue Mountains

43 Stewart Road, Collingwood, ON L9Y 3Z5

Phone: 705-445-1800

Web: www.colluspowerstream.ca

Table 40: Collus Powerstream Residential Rates

Charge Description	Price
Regulated Price Plan (RPP) - Time of use May 1 2014 - October 31 2014:	On Peak: \$0.135 per kWh Mid Peak: \$0.112 per kWh Off Peak: \$0.075 per kWh
Regulated Price Plan (RPP) - Two Tier May 1 2014 - October 31 2014:	First 600 Kwh's per month: \$0.086 per Kwh Balance of Kwh's in month: \$0.101 per Kwh
Distribution Fixed Charge (per month)	\$10.15
Distribution Variable Rate (per kWh) *	\$0.0199
Rate Riders (per month)	\$1.39
Rate Riders (per kWh) *	\$0.0067
Smart Meter (per month)	\$0.79
Low Voltage Service Rate (per kWh)	\$0.0016
Transmission Network Service Rate (per kWh)	\$0.0070
Transmission Connection Service Rate (per kWh)	\$0.0036
Wholesale Market Service Rate (per Kwh)	\$0.0044
Rural Rate Protection Charge (per Kwh)	\$0.0013
Debt Retirement Charge (per Kwh) *	\$0.0070
Standard Service Supply Admin Charge (per month)	\$0.25
Energy Charge - Retailer Rates: Prices as per customer contract with Energy Retailer + Provincial Benefit Rate for Month. Note: the average Provincial Benefit rate has been around 6 cents per kWh over the last 12 months. * Denotes charge that is applied using "Measured Consumption". (Volume) All other kWh charges use "Billed Consumption". (Adjusted Volume)	

Source: <http://www.colluspowerstream.ca/electricity/residential-rates>

Table 41: Collus Powerstream <50 KW General Rates

General Services < 50 KW Rates	Price
Regulated Price Plan (RPP) - Time of use May 1 2014 - October 31 2014:	On Peak: \$0.135 per kWh Mid Peak: \$0.112 per kWh Off Peak: \$0.075 per kWh
Regulated Price Plan (RPP) - Two Tier May 1 2014 - October 31 2014:	First 600 kWh's per month: \$0.086 per kWh Balance of kWh's in month: \$0.101 per kWh
Distribution Fixed Charge (per month)	\$20.28
Distribution Variable Rate (per kWh)	\$0.0135
Rate Riders (per kWh)	\$0.0067
Smart Meter (per month)	\$0.79
Low Voltage Service Rate (per kWh)	\$0.0014
Transmission Network Service Rate(per kWh)	\$0.0064
Transmission Connection Service Rate (per kWh)	\$0.0030
Wholesale Market Service Rate (per kWh)	\$0.0044
Rural Rate Protection Charge (per kWh)	\$0.0013
Debt Retirement Charge (per kWh)	\$0.0070 *
Standard Service Supply Admin Charge (per Month)	\$0.25
Energy Charge - Retailer Rates: Prices as per customer contract with Energy Retailer + Provincial Benefit Rate for Month. Note: the average Provincial Benefit rate has been around 4 cents per kWh over the last 12 months. * Denotes charge that is applied using "Measured Consumption". All other kWh charges use "Billed Consumption".	

Source: <http://www.colluspowerstream.ca/electricity/commercial-electricity-rates-2015>

Table 42: Collus Powerstream >50 KW General Rates

General Services > 50 KW (Interval and Non-Interval) Rates	Price
Distribution Fixed Charge (per month)	\$96.90
Distribution Variable Rate (per kW)	\$3.1689*
Rate Rider (per KW)	\$2.1013
Rate Rider (per kW & market participant)	\$1.6935
Low Voltage Service Rate (per kW)	\$0.5215
Transmission Network Service Rate(per kW)	\$2.5488
Transmission Connection Service Rate (per kW)	\$1.2445
Wholesale Market Service Rate (per kWh)	\$0.0044
Rural Rate Protection Charge (per kWh)	\$0.0013
Debt Retirement Charge (per kWh)	\$0.0070 *
Standard Service Supply Admin Charge (per Month)	\$0.25
Energy Charge - Retailer Rates: Prices as per customer contract with Energy Retailer + Provincial Benefit Rate for Month. Note: the average Provincial Benefit rate has been around 4 cents per kWh over the last 12 months. Note: SSS Customers that are annually billed > 250,000 kWh, their energy rate may be charged at WAHSP * Denotes charge that is applied using "Measured Consumption". All other kWh and kW charges use "Billed Consumption".	

Source: <http://www.colluspowerstream.ca/electricity/commercial-electricity-rates-2015>

Westario Power

Served area: West Grey, Hanover
24 Eastridge Road, Walkerton, ON NOG 2V0
Phone: 519-507-6937
Web: www.westario.com

Table 43: Westario Power <50 kW Rates General Service

Category	Rates
Energy:	Time of Use Rates: Off Peak: \$0.08 per kWh Mid Peak: \$0.112 per kWh On Peak: \$0.161 per kWh Or Retail Contract*
Westario’s Distribution Costs (Delivery)	
Monthly Fixed Service Charge	\$24.30 per month**
Distribution Charge	\$0.0109 per kWh
Low Voltage Charge	\$0.0016 per kWh
Deferral/Variance Account Disposition	\$0.0062 per kWh
Global Adjustment Sub-Account Disposition (applicable to retailer enrolled customers only)	\$0.0012 kWh
Smart Meter Costs (Delivery):	
Historical Smart Meter Costs Recovery	\$2.06 per month **
Smart Metering Entity Charge	\$0.79 per month **
Retail:	
Transmission: Network	\$0.0062 per kWh
Transmission: Connection	\$0.0037 per kWh
Regulatory:	
Wholesale Market Service	\$0.0057 per kWh
Standard Supply Service Charge	\$0.25/invoice
Debt Retirement:	\$0.0070 per kWh
Loss Factor Adjustment for all Rate Classes:	1.0700
*Retail Contract Price- dependent upon your choice of electricity provider **Charge is pro-rated depending on number of days in the billing period	

Source: <http://westario.com/business/rates-conditions/>



Table 44: Westario Power >50 kW Rates General Service

Category	Rates
Energy:	Spot Market Price OR Weighted Average Price OR Retail Contract*
Westario’s Distribution Costs (Delivery)	
Monthly Fixed Service Charge	\$224.33 per month**
Distribution Charge	\$2.1079 per kWh
Low Voltage Charge	\$0.6184 per kWh
Deferral/Variance Account Disposition	\$2.2173 per kWh
Global Adjustment Sub-Account Disposition (applicable to retailer enrolled customers, customers using >250,000 kWh/year or 50 > kWh month)	\$0.4312 kWh
Smart Meter Costs (Delivery):	
Historical Smart Meter Costs Recovery	\$1.53 per month **
Retail:	
Transmission: Network	\$2.3503 per kWh
Transmission: Connection	\$1.4671 per kWh
Regulatory:	
Wholesale Market Service	\$0.0057 per kWh
Standard Supply Service Charge	\$0.25/invoice
Debt Retirement:	\$0.0070 per kWh
Loss Factor Adjustment for Secondary Metered	1.0700
Loss Factor Adjustment for Primary Metered:	1.0593
*Retail Contract Price- dependent upon your choice of electricity provider **Charge is pro-rated depending on number of days in the billing period	

Source: <http://westario.com/business/rates-conditions/>

Table 45: Westario Power Residential Rates and Pricing

Effective May 1, 2015

Category	Rates
Energy:	Time of Use Rates Off Peak: \$0.08 per kWh Mid Peak: \$0.112 per kWh On Peak: \$0.161 per kWh <u>OR Retail Contract*</u>
Distribution Costs (Delivery):	
Monthly Fixed Service Charge	\$12.66 per month
Distribution Charge	\$0.0158 per kWh
Low Voltage Charge	\$0.0018 per kWh
Deferral/Variance Account Disposition	\$0.0063 per kWh
Global Adjustment Sub-Account Disposition (applicable to retailer enrolled customers only)	\$0.0012 per kWh
Smart Meter Costs (Delivery):	
Historical Smart Meter Cost Recovery	\$0.19 per month
Smart Metering Entity Charge	\$0.79 per month
Retail:	
Transmission: Network	\$0.0062 per kWh
Transmission: Connection	\$0.0004 per kWh
Regulatory:	
Wholesale Market Service	\$0.0057 per kWh
Standard Supply Service Charge	\$0.25/invoice
Debt Retirement:	\$0.0070 per kWh
Loss Factor Adjustment for all Rate Classes:	1.07
*Retail Contract Price – dependent upon your choice of electricity provider	
**Charge is pro-rated depending on number of days in the billing period	

Source : <http://westario.com/residential/rates-conditions/>

Bruce Power (Electricity Retailer)

Service area: The Blue Mountains, Chatsworth, Georgian Bluffs, Hanover, Southgate, West Grey

PO Box 1540

177 Tie Road, RR 2 Tiverton, ON N0G 2T0

Phone: 519-361-2673

Toll free: 1-866-748-4787

Media Inquiries: 519-361-6583

Duty Media Officer: 519-361-6161

Email: info@brucepower.com

Web: <http://brucepowerdirect.com/stay-informed/>



19.0 Water and Sewer

Table 46: Water and Sewer Charges

The Blue Mountains Water and Sewer Charges 2015		
	Category	Fees
Water Charge	Base Charges Fixed Bi- Monthly	
	5/8” meter	\$53.92
	¾” meter	\$57.40
	1” meter	\$67.86
	1½” meter	\$81.82
	2” meter	\$120.16
	3” meter	\$402.52
	4” meter	\$507.10
	6” meter	\$751.12
Consumption Rate	0 – 10 m3	included in fixed rate
	>10-30 m3	\$1.91
	>30-60 m3	\$2.08
	>60-90 m3	\$2.26
	above 90 m3	\$2.44
Minimum Bill	N/A	N/A
Sewer Charge	Base Charges – Fixed Bi- Monthly	
	5/8” meter	\$45.26
	¾” meter	\$48.20
	1” meter	\$57.04
	1½” meter	\$68.82
	2” meter	\$101.24
	3” meter	\$339.86
	4” meter	\$428.24
	6” meter	\$634.46
Consumption Rate	0 – 10 m3	included in fixed rate
	>10-30 m3	\$1.58
	>30-60 m3	\$1.73
	>60-90 m3	\$1.89
	above 90 m3	\$2.05

Table 47: Chatsworth Water Charges

Chatsworth Water Charges 2015		
	Category	Fees
Water Charge	Monthly	
	Base Charge	\$38.63
Consumption Rate	m3	\$2.20/m3

Table 48: Georgian Bluffs Water and Sewer Charges

Georgian Bluffs Water and Sewer Charges 2015		
Connection Fees		
Water Service Connection Fee	per application	\$100.00
Plumbing Application Fee	per connection	\$75.00
Water Meter Inspection Deposit	Refundable up to 1 year after which \$ time this deposit is applied to the administration costs of tracking this meter	\$100.00
Water Meter & Attachments Fee		\$350.00
Main to Curb Stop Connection Fee	per curb stop (This charge is the minimum charge to install a curb stop, any additional costs will be charged to the ratepayer)	\$ 2,500.00
Frontage Charge	per foot	\$47.34
	per metre	\$155.32
Capital Contribution Charge	per connection	\$6,000.00
Miscellaneous Fees		
Account Set-up Fee	per change in owner	\$50.00
Re-Connection Fee		\$90.00
Curbstop Locks	per installation/disconnect	\$150.00

Table 49: Grey Highlands Water and Sewer Charges

Grey Highlands Water and Sewer Charges 2015		
	Category	Fees
KAT Water System (Kimberly-Amik - Talisman)	Quarterly	
	Minimum Delivery	\$265.50
	Metered 0-25 m ³	\$5.8334
	Metered 26-100 m ³	\$5.9528
	Metered >100 m ³	\$6.1319
Markdale Water System	Bi-monthly	
	Minimum Delivery	\$43.38
	Metered 0-15 m ³	\$0.5044
	Metered 16-100 m ³	\$0.5142
	Metered >100 m ³	\$0.5297
	Flat Charge	\$85.65
Markdale Sewer System	Vacant Unconnected	\$16.52
	Bi-monthly	
	Minimum Delivery	\$28.97
	Metered 0-15 m ³	\$0.3380
	Metered 16-100 m ³	\$0.3444
	Metered >100 m ³	\$0.3548
Flesherton Sewer System	Flat Charge	\$57.22
	Vacant Unconnected	\$9.25
AMIK Sewer System	Annual	\$878.54
	Monthly	\$73.21
AMIK Sewer System	Annual	\$1,100.03
	Monthly	\$91.67
Notes:	There are two separate water systems and three separate sewer systems within the Municipality. Water rates are based on minimum charge, plus a tiered consumption structure within each system. Sewer rates are based on a flat annual charge for two of the systems, and on a function of the tiered water rates for the other system.	

Table 50: Hanover Water and Sewer Charges

Hanover Water and Sewer Charges 2015		
	Category	Fees
Water Charge	By meter size	
	Standard Meter Charge (under 1")	\$23.65
	1"	\$37.40
	1½"	\$74.80
	2"	\$149.60
	3"	\$244.20
	4"	\$488.40
Consumption Rate	m3	\$0.82/m3
Sewer Charge	120% of water charge	
Minimum Bill Water & Sewer	\$23.65 (\$10.75 water, \$12.90 sewer)	

Table 51: Meaford Water and Sewer Charges

Meaford Water and Sewer Charges 2015 (Per Month)		
	Category	Fees
Water Base Charges	Residential	\$35.78
	Commercial	\$35.78
Consumption Rate	Residential: Leith Area	\$3.27/m3
	Residential: All Other Areas	\$1.75/m3
	Commercial	\$1.75m3
Sewer Charge	Residential: Service Charge	\$29.32
	Residential: Consumption Rate	\$1.59/m3
	Commercial: Consumption Rate	\$2.27/m3

Table 52: Owen Sound Water and Sewer Charges

Owen Sound Water and Sewer Charges 2015		
	Category	Fees
Water	Base Charges Monthly	
	5/8" meter Residential	\$24.17
	¾" meter Residential	\$29.42
	1" meter Residential	\$38.11
	1½" meter Residential	\$55.59
	2" meter Commercial	\$108.33
	3" meter Commercial	\$178.01
Consumption Rate	Residential & Commercial	\$1.365m3 first 110m3
		\$1.534 m3 for balance
Minimum Bill	Residential	\$145.02 quarterly
Sewer Charge	Residential & Commercial	101% of total wtr portion

Table 53: Southgate Water and Sewer Charges

Southgate Water and Sewer Charges 2015		
	Category	Fees
Water Charge	Base Charges - By meter size	
	5/8" to 3/4"	17.64
	1"	44.10
	1½"	88.20
	2"	141.12
	3"	282.25
	4"	441.01
Consumption Rate	m3	\$1.65/m3
	gallons	\$7.51/1,000 gallons
Sewer Charge	By meter size	
	5/8" to 3/4"	31.58
	1"	78.95
	1½"	157.89
	2"	252.63
	3"	505.26
	4"	789.46
Consumption Rate	m3	\$1.08/m3
	gallons	\$4.92/1,000 gallons

Table 54: West Grey Water and Sewer Charges

West Grey Water and Sewer Charges 2015		
	Category	Fees
Two water systems – Neustadt & Durham		Base Charges
Water - Durham	Metered	\$0.66/cubic meter effective Apr. 1, 2015 to Dec. 31, 2015 \$0.92/cubic meter effective Jan. 1, 2016
Consumption Rate - Durham	Min. 12.5 cubic meters/month	
Sewer Charge - Durham	Durham	150% effective Apr. 1, 2015 to Dec. 31, 2015 115% effective Jan. 1, 2016
Capital & Financing Charge - Durham	Durham	Flat Rate: \$276/yr effective Apr. 1, 2015 to Dec. 31, 2015 \$312/yr effective Jan. 1, 2016
Consumption Water - Neustadt	Metered	\$0.60/cubic meter
Minimum Water Charge – Neustadt	1" Meter Size or Less	\$10.50/month \$126 /yr
Sewer Charge - Neustadt	Neustadt	150%
Capital & Financing Charge - Neustadt	Neustadt	Flat Rate: \$240/yr effective April 1, 2015

Source: Grey County



20.0 Gas

Service Provider: Union Gas

Service area: West Grey, Meaford, Hanover, Grey Highlands, Georgian Bluffs, Chatsworth, The Blue Mountains
Phone: 1-877-969-0999
Web: uniongas.com

Union Gas Limited is a major Canadian natural gas utility that provides energy delivery and related services to about 1.3 million residential, commercial and industrial customers in over 400 communities in northern, southwestern and eastern Ontario. Union Gas has assets of approximately \$4 billion and employs about 2,200 people. Union Gas is a Spectra Energy Company.

Union Gas distribution service area extends throughout northern Ontario from the Manitoba border to the North Bay/Muskoka area, through southwestern Ontario from Windsor to just west of Toronto, and across eastern Ontario from Port Hope to Cornwall. Union Gas also provides natural gas storage and transportation services for other utilities and energy market participants in Ontario, Quebec and the United States. Union Gas’ storage and transmission system forms an important link in the movement of natural gas from Western Canadian and U.S. supply basins to central Canadian and Northeast U.S. markets.

Table 55: Union Gas - Regional Residential Rates (Rate M2)

Monthly Demand Charge	Rates as of July 1, 2015
Gas Used	12.4560 cents/m3
Gas Price Adjustment	-1.2884 cents/m3
Transportation to Union Gas	3.7895 cents/m3
Storage	0.6428 cents/m3
Storage Price Adjustment	0.0000 cents/m3
Delivery	
First 1,000 m³	3.6128 cents/m3
Next 6,000 m³	3.5459 cents/m3
Next 13,000 m³	3.3567 cents/m3
All over Previous Block	3.1167 cents/m3
Delivery Price Adjustment	0.3859 cents/m3
Monthly charge (per metre)	\$70.00

Source: <https://www.uniongas.com/residential/rates/current-rates/rate-m1>

Table 56: Union Gas - Small Commercial Rates (Rate M1)

Monthly Demand Charge	Rates as of July 1, 2015
Gas Used	12.4560 cents/m3
Gas Price Adjustment	-1.2884 cents/m3
Transportation to Union Gas	3.7895 cents/m3
Storage	0.7416 cents/m3
Storage Price Adjustment	0.0000 cents/m3
Delivery	
First 100 m³	3.8992 cents/m3
Next 150 m³	3.7051 cents/m3
All Over 250 m³	3.1930 cents/m3
Delivery Price Adjustment	0.2968 cents/m3
Monthly Charge (per metre)	\$21.00

Source : <https://www.uniongas.com/residential/rates/current-rates/rate-m1>

For large business rates services, please check website:
<https://www.uniongas.com/business/account-services/unionline/contracts-rates>

Service Provider: Enbridge Gas

Served area: West Grey, Southgate, Owen Sound, Meaford, Hanover, Georgian Bluffs, Chatsworth, The Blue Mountains
Phone: 1-866-763-5427
Web: www.enbridgegas.com

Table 57: Enbridge Gas - Commercial and Industrial Rates

Monthly Demand Charge	Rates as of July 1, 2015	Annualized Increase (Decrease)
Customer Charge	\$70.00	No Charge
Gas Supply Charge (cents/m3)	12.2067	\$103
Delivery to You	See breakdown below*	\$47
Amount of gas use per month in cubic metres (m3)		
Transportation to Enbridge (cents/m3)	6.2367	(\$28)
Delivery to You Breakdown (cents per m3)		
Amount of Gas used per month in cubic metres	Cost in cents per cubic metre	
First 500 m³	8.4002	
Next 1,050 m³	6.6674	
Next 4,500 m³	5.454	
Next 7,000 m³	4.6743	
Next 15,250 m³	4.328	
Over 28,300 m³	4.241	
Cost Adjustment Breakdown		
Cost Adjustment	4.3500	(\$76)
Components of Cost Adjustment		
Gas Supply	2.5779	
Transportation	0.1648	
Delivery	1.6073	

Source: <https://www.enbridgegas.com/businesses/accounts-billing/gas-rates/large-volume-rates/rate-6.aspx>



21.0 Building and Development Related Fees

21.1 Development Related Fees

Table 58: The Blue Mountains Permit Fees

The Blue Mountains 2015	Fees		
Land Use Bylaw Amendment	Application Type	Fee	Security
	Large scale	\$4,400	\$5,000
	Mid scale	\$3,330	\$5,000
	Small scale	\$3,330	\$2,500
	Individual scale	\$1,640	0
	Temporary use	\$1,640	\$2,500
Municipal Planning Strategy Amendment/Official Plan Amendment	Application Type	Fee	Security
	Large scale	\$5,350	\$5,000
	Mid scale	\$8,300	\$5,000
	Small scale	\$5,535	\$2,500
	Individual scale	\$2,220	0
Development Agreement	Application Type	Fee	
	Large scale	\$14,000	
	Mid scale	\$8,600	
	Small scale	\$3,640	
	Individual scale	\$770	
	Pre-Servicing	\$2,615	
Subdivision Application/Condominium	Application Type	Fee	Security
	Large scale	\$13,730	\$5,000
	Mid scale	\$8,300	\$5,000
	Small scale	\$5,535	\$2,500
Variance Application	990		

Zoning Confirmation Letter - Planning	210		
Site Plan Review	Application Type	Fee	Security
	Large scale	\$13,730	\$5,000
	Mid scale	\$8,309	\$5,000
	Small scale	\$3,300	\$2,500
Consent	Application Type	Fee	
	Lot addition (boundary adjustment)	1,610	
	Validation of Title	1,610	
	Lot creation	2,575 + 560	
	For each additional lot Easement	1,610	
	Part Lot Control/Deeming By-law	Application Type	Fee
Large scale		1,930	
Mid scale		1,100	
Small scale		535	
Individual scale		535	
Reactivating an application that has not been acted on in 12 months	50% of the current application fee(s)		
Re-notification fee	50% of the application fee up to a maximum of \$1,200		
Telecommunication Towers	\$1,640		
Red Line revision comments to the County or Ontario Municipal Board	\$810		
Draft Plan Extension comments to the County or Ontario Municipal Board	\$810		
Removal of Holding “-h” symbol	\$860		
Ontario Municipal Board Attendance for each town employee where same attends an OMB hearing in support of an application that has been approved by Council	\$1,610 for the first day or portion thereof + \$800 for each additional day or portion thereof		
Draft Plan Approval Clearance Letter to the County or Ontario Municipal Board	\$210		
Red Line Revision to a Site Plan Agreement	\$525		
Change to a condition of consent	\$810		
Condominium exemption comments to the County	\$810		
Renewable Energy Projects	\$1,610		
Comments to the Niagara Escarpment Commission on Development Control Permits	\$260		
Comments to the Niagara Escarpment Commission on Niagara Escarpment Commission Amendments or to the County on County Official Plan Amendments	\$810		
Processing of inquiries related to acquisition of Town owned lands	\$260		



Table 59: Chatsworth Permit Fees

Chatsworth 2015	Fees
New Residential Construction (including new additions)	Chatsworth has NO local Development Charges. Building Permit Fee \$1.02/sq ft
Commercial/Industrial	0.77/sq ft
Residential/Commercial	\$1.02/sq ft
All other new construction	\$1.02/sq ft
Repairs/Renovations	\$310 for first \$10,000 \$7 per additional \$1,100
Demolition Permits	\$155
Occupancy Permits	\$80
Change of Occupancy of an existing Building	\$155

Table 60: Hanover Permit Fees

Hanover 2015	Fees
New Residential Construction (including new additions)	\$8.00/\$1000 (min fee \$60)
Commercial/Industrial	\$12/\$1000 (min fee \$100)
Residential/Commercial	Mix of above calculated by sq. ft. of use
All other new construction	\$12/\$1000 (min fee \$100)
Repairs/Renovations	\$8.00/\$1000 (min fee \$60)
Demolition Permits	\$60 - \$350
Occupancy Permits	TBD
Change of Occupancy of an existing Building	\$10/\$1000 (min fee \$60)

Table 61: Georgian Bluff’s Permit Fees

Georgian Blufs 2015	Fees
New Residential Construction	\$0.85 /sq. ft
Light Commercial (under 7000 sq. ft)	\$0.95 /sq. ft
Large Commercial (over 7000 sq. ft)	\$1.25 /sq. ft
New Accessory Building (greater than 108 sq. ft) Includes attached garages	\$0.45 /sq.ft
Farm Buildings exclusive to dwellings (new and additions)	\$0.10 /sq. ft (\$2,000.00 Max)
Occupancy Permits	\$75.00
Change of Occupancy	\$75.00

Table 62: Grey Highlands Services & Permit Fees

Grey Highlands 2015		
Building Department Services	Type	Fee
	Residential- New	\$.40/sq. ft
Building Permits	Residential – Addition	\$.45/sq. ft.
	Renovations	\$9/\$1000 value
	Deck	\$100
	Plumbing	\$50/floor
	Fireplace/Heat Plant	\$100
	Accessory Bldg/Pool	.35/sq. ft.
	Agricultural	.12/sq. ft.
	Commercial Industrial / Institutional	\$9/\$1000 value
	Industrial Wind Turbine – per turbine*	\$35,000
	(*not applicable to proponents generating less than or equal to 3kW)	
	Industrial Wind Turbine Performance Bond – per turbine	\$100,000
	Compliance Letter	\$100
	Minimum permit fee	\$100
Building Department Services	Deposit for Final Inspection**	\$250
	(** refundable portion of fee decreases each year permit is outstanding to max. 5 years)	
	Change of Use Permit	\$100
	Administrative Fee	2x permit value or \$500 whichever is greater
	Urban Area – Impost deposit	\$500
	Non-refundable Application fee Value \$0-\$30,000	\$100
	Non-refundable Application fee \$30,001 - \$500,000	\$200
	Non-refundable Application fee \$500,001 and over	\$500
	Renewal/transfer of building permit after 5 years	\$50
	Permit not started for 12 months	\$100
	Demolition Permit	\$100
Sewage Permits	Private Sewage disposal system – Class 2	\$200
	Private Sewage disposal system – Tank Replacement	\$200
	Private Sewage disposal system - Renovate	\$200
	Private Sewage disposal system –Class 4-5 Treatment Unit (daily flow below 4,500 l)	\$400
	Private Sewage disposal system – daily flow 4,500L– 10,000L	\$550
	Septic Review	\$100
	Septic Review (multiples)	\$500
	Septic Compliance letter	\$100
	Sewer Permit	See Public Works

Development Charges (at time of building permit application)		TYPE A Less than 110m² (1184ft²)	TYPE B 111 to 225m² (1195 – 2422 ft²)	TYPE C More than 225m² (2422ft²)
Residential	Single detached dwelling unit	\$2,008.71	\$2,663.06	\$3,043.50
	Multiple dwelling unit	\$1,390.64 \$8,600	\$1,843.65	\$2,107.04
	Apartment dwelling unit	\$1,236.13 \$3,640	\$1,638.80	\$1,872.92
Non-residential		Per square foot gross floor area		\$0.43
		Per square metre gross floor area		\$4.59
Planning Department		Type		Fee
Services		Compliance letter Planning opinion		\$100
		Environmental Impact study checklist app.		\$150
		Request for deferral of an opinion		50 % app. fee
		Preliminary development report		\$275
		Validation Certificate c.o.a		\$500
		Ontario Municipal Board attendance		\$1000 first day, incl. prep. + \$100 per hour + disbursements
		Comprehensive By-law Zoning & Official Plan books		\$50 each
		Comprehensive By-law Zoning & Official Plan CDs		\$25 each
By-law & By-law Amendment Applications		Type		Fee
		Official Plan amendment (Major)		\$2,000 + \$3,000 cont.
		Official Plan amendment (Minor)		\$1,200 + \$2,000 Cont.
		Zoning By-law Amendment (Major)		\$1,200 + \$2000 cont.
		Zoning By-law Amendment (Minor)		\$900
		Temporary Use By-law		\$900
		By-law to lift holding provision		\$375 or \$500 (EIS)
		Minor Variance application		\$700
		Deeming By-law		\$500
		Interim Control By-law		\$525
		Part Lot Control By-law		\$500
Severance		Type		Fee
		Application		\$1,300 (\$1,000 + \$300 upon approval)
		Request for change of condition		\$500
Site Plan		Type		Fee
		Full site plan application		\$1,300 + \$3,000 cont.
		Condensed site plan application		\$450
Subdivision Application/Condominium		Application Type		Fee
		Minor – less than 20 units		\$2500 + \$6000 Cont.
		Major – More than 20 units		\$8000 + \$6000 Cont.
		Condo Conversion Application (\$500 + \$2100 review fee)		\$2600
		Extension to draft approval		\$525
Parkland Dedication		Type		Fee
Cash-in-Lieu of Parking				
		Parkland Dedication fee – for land proposed for development or redevelopment for commercial or industrial use		5%
		Parkland Dedication fee – all new residential lots created		\$500/lot
		Cash-in-lieu of parking (refer to By-law 2005-25) per parking space		\$625

Renewable Energy	Type	Fee
	Issuance of permit for location works in the Municipal right of way, including inspection of works and inspection of post construction remediation and preparation of right of way agreement (does not include entrance permits and/or agreements)	\$6,500 + security deposit of \$20,000 per km
	Municipal Consultation for Renewable Energy project	\$5,000 + \$10,000 deposit or actual expense for outside consultant
	Feed in Tariff – “Council support” resolution	\$300
Public Works/Environmental	Type	Fee
	Entrance Permit (\$400 refundable upon completion & Inspection)	\$625
	Annual moving permit	\$25
	Entrance Permit for Industrial Wind Turbine + Securities (fees not attributed to proponents generating less than or equal to 3kW)	\$5,000
	a) Municipal Road (no box culvert or bridge)	\$50,000
	b) Municipal Road with box culvert	\$125,000
	c) Municipal Road with bridge	\$200,000
Water/Wastewater Services	Type	Fee
	Water and Wastewater Connection Permit – to existing curbstop	\$500
	Water and Wastewater Connection Permit – to new curbstop/cleanout	\$500 + actual costs
	Turn water service on and/or off	\$50
	Municipal Staff hourly charge rate	\$75/hr + actual costs
	Replacement water meter	\$175 or actual costs
	Capital Connection to Existing Systems:	
	Flesherton Wastewater	\$3,000
	AMIK Wastewater	\$5,000
	KAT Water	\$5,000
	Markdale Water	\$3,000
	Markdale Wastewater	\$3,000



Table 63: Meaford Permit Fees

Meaford 2015	Fees
Land Use Bylaw Amendment	Major: \$3700, Minor: \$1500
Municipal Planning Strategy Amendment	Major: \$7800+Deposit, Minor: \$3500+Deposit
Development Agreement	\$10,000+ Deposit
Subdivision Application	Sliding Scale
Development Permit	\$200
Variance Application	\$1200
Zoning Confirmation Letter	\$125

Rural Area				
	Residential	Charge Per Unit	Non-Residential	Charge Per Sq.M.
	Single/Semi	Apt/Townshouse	Non-Industrial	Industrial
Library	\$497.30	\$397.22	\$ -	\$ -
Fire	\$699.67	\$559.10	\$4.48	\$1.84
Parks and Recreation	\$1,783.70	\$1,427.02	\$ -	\$ -
Public Works	\$358.89	\$287.52	\$2.29	\$0.94
Admin	\$333.32	\$267.25	\$2.02	\$0.83
Roads and Related	\$1,081.97	\$865.76	\$6.60	\$2.71
Sewer	\$ -	\$ -	\$ -	\$ -
Total	\$4,754.85	\$3,803.88	\$15.40	\$6.32

Service Area 1				
	Residential	Charge Per Unit	Non-Residential	Charge Per Sq.M.
	Single/Semi	Apt/Townshouse	Non-Industrial	Industrial
Library	\$487.11	\$389.10	\$ -	\$ -
Fire	\$685.31	\$547.64	\$4.40	\$1.76
Parks and Recreation	\$1,747.18	\$1,397.73	\$ -	\$ -
Public Works	\$351.50	\$281.61	\$2.25	\$0.90
Admin	\$326.51	\$261.81	\$1.98	\$0.80
Roads and Related	\$1,059.80	\$848.03	\$6.48	\$2.60
Sewer	\$7,331.93	\$5,866.36	\$65.81	\$26.44
Total	\$11,989.35	\$9,592.29	\$80.92	\$32.51

Service Area 2				
	Residential	Charge Per Unit	Non-Residential	Charge Per Sq.M.
	Single/Semi	Apt/Townshouse	Non-Industrial	Industrial
Library	\$485.69	\$387.93	\$ -	\$ -
Fire	\$683.31	\$546.06	\$4.40	\$1.76
Parks and Recreation	\$1,742.11	\$1,393.67	\$ -	\$ -
Public Works	\$350.50	\$280.82	\$2.25	\$0.90
Admin	\$325.56	\$261.02	\$1.98	\$0.80
Roads and Related	\$1,056.69	\$845.55	\$6.47	\$2.60
Sewer	\$7,310.55	\$5,849.26	\$65.75	\$26.42
Total	\$1,209.62	\$967.32	\$7.76	\$3.12

Service Area 3				
	Residential	Charge Per Unit	Non-Residential	Charge Per Sq.M.
	Single/Semi	Apt/Townhouse	Non-Industrial	Industrial
Library	\$485.69	\$387.93	\$ -	\$ -
Fire	\$683.31	\$546.06	\$4.40	\$1.76
Parks and Recreation	\$1,742.11	\$1,393.67	\$ -	\$ -
Public Works	\$350.50	\$280.82	\$2.25	\$0.90
Admin	\$325.56	\$261.02	\$1.98	\$0.80
Roads and Related	\$1,056.69	\$845.55	\$6.47	\$2.60
Sewer	\$7,310.50	\$5,849.21	\$65.75	\$26.42
Total	\$2,386.90	\$1,909.54	\$15.42	\$6.20

Table 64: Owen Sound Permit Fees

Owen Sound 2015	Fees
New Residential Construction	\$9.10 per square metre gross floor area, plus \$75 for an attached 1-car garage or \$100 for an attached 2- (or more) car garage
Commercial/Industrial	\$10.25 per \$1,000 prescribed value, minimum \$240 + \$30
Residential/Commercial	\$10.25 per \$1,000 prescribed value, minimum \$120 +\$30
Temporary/Partial Building Permits	\$120 in addition to the permit fee set out above
Mini/Mobile Homes (locating/relocating)	\$10.25 per \$1,000 prescribed value, minimum \$120 + \$30
Mini/Mobile Homes (concrete foundations)	\$10.25 per \$1,000 prescribed value, minimum \$120 + \$30
Repairs/Renovations	\$10.25 per \$1,000 prescribed value, minimum \$120 + \$30
Demolition Permits	\$180 - \$2,400 per building depending on size of structure
Occupancy Permits	\$30
Change of Occupancy of an existing Building	\$10.25 per \$1,000 prescribed value, minimum \$120 + \$30

Table 65: Southgate Permit Fees

Southgate 2015	Fees
New Residential Construction (including new additions)	\$200 plus \$0.35 per sq ft of gross floor area
Commercial/Industrial	\$200 plus \$0.35 per sq ft of gross floor area
Residential/Commercial	\$200 plus \$0.35 per sq ft of gross floor area
Agricultural	\$100 plus \$0.10 per sq ft of gross floor area
All other new construction	Varies
Repairs/Renovations	\$100 plus \$0.25 per sq. ft. of gross floor area
Demolition Permits	\$75 (farm buildings exempt)
Change of Occupancy of an existing Building	\$75

Table 66: West Grey Permit Fees

West Grey 2015		Fees
New Residential Construction	Main Floor	\$0.50 per sq ft
	Upper Floor	\$0.25 per sq ft
	Garage/Carport	\$0.30 per sq ft
	Basement	\$0.25 per sq ft
New Commercial/Industrial		\$8 per \$1,000 of est construction costs
		Minimum \$150
New Farm Building exclusive of Residence		\$0.20 per sq ft
		Minimum \$150
New Institutional		\$10 per \$1,000 est construction costs
Mobile Homes		\$1000 (annually)
Plumbing Permit		\$8 per fixture
		Minimum \$150
Alterations/Additions/Renovations	including decks and balconies	\$9 per \$1,000 of est construction costs
Demolition Permits		\$50 without Inspection
		\$150 with Inspection
Occupancy Permits		\$75.00
Moving Permit for a building/structure		\$150.00





Table 67: Planning and Application Fees - Chatsworth

Chatsworth 2015	Fees
Land Use Bylaw Amendment	Zoning \$1,050 Extractive Industrial \$3,600
Municipal Planning Strategy Amendment	N/A
Development Agreement	Subdivision Agreement - Cost recovery Site Plan agreement \$250
Subdivision Application	\$1,300/ lot
Variance Application	\$715
Zoning Confirmation Letter	\$80
Municipal Planning Strategy and Land Use Bylaw	Cost recovery
Subdivision Bylaw	\$3750

Table 68: Planning and Application Fees - Hanover

Hanover 2015	Fees
Land Use Bylaw Amendment	\$1100
Municipal Planning Strategy Amendment	\$1100
Development Agreement	\$2500 + \$1/sq meter (existing)
Subdivision Application	\$6000 (site plan agreement)
Variance Application	\$400-\$600
Zoning Confirmation Letter	\$75
Copy of RQM Municipal Planning Strategy and Land Use Bylaw	\$20-\$30

Table 69: Planning and Application Fees – Owen Sound

Owen Sound 2015	Fees
Zoning Bylaw Amendment (ZBA)	\$2000
Official Plan Amendment	\$3000
Site Plan Approval	Residential = \$2,500 + \$50/unit Commercial = \$2,500 + \$50/sq m floor area Minor Applications = \$750
Subdivision Application	\$3,000 + \$100/ lot or block
Pre-consultation	\$500
Variance Application	\$800
Zoning Confirmation Letter	\$100 text only or \$150 including survey review
Municipal Planning Strategy and Land Use Bylaw	Online
Municipal Services Specification Manual	Site Plan Engineering Standards are online



Table 70: Planning and Application Fees – Southgate

Southgate 2015	Fees	Contingency Fees*	Total Fees
Zoning Bylaw Amendment	\$1,000		\$1,000
Zoning Bylaw Amendment - Complex	\$1,000	\$1,000	\$2,000
Official Plan Amendment - Minor	\$1,500	\$1,000	\$2,500
Official Plan Amendment - Major	\$2,000	\$2,000	\$4,000
Site Plan Application - Minor	\$450		\$450
Site Plan Application - Larger	\$1,000	\$4,000	\$5,000
Site Plan Application - Major	\$2,000	\$10,000	\$12,000
Site Plan Amendment	\$300	\$1,000	\$1,300
Minor Variance Application	\$600 Plus \$100 sign notice fee SVCA or GRCA fees		\$700
Land Severance Consent	\$1,100**		
Parkland Dedication	\$500/residential lot		\$500/residential lot
Zoning Confirmation Letter	\$50		\$50
Copies of Official Plan or Zoning By-Law	Paper \$50; CD \$10		Paper \$50; CD \$10
* If after the completion of the application, the expenses are less than the contingency fee, the balance will be refunded. ** In addition to the \$1,100 application fee there is a \$100 sign notice fee + \$200 on approval + \$300 deed stamping + \$500 parkland dedication per lot created + \$210 to SVCA or GRCA/ lot created.			

Table 71: Development Charges – Southgate

Southgate Development Charges 2015	Non-Urban Serviced	Urban Serviced
Residential - Single Detached & Semi-Detached	\$4,401/dwelling unit	\$10,047/dwelling unit
Residential – Apartments 2 Bedrooms +	\$2,573/dwelling unit	\$5,875/dwelling unit
Residential – Apartments Bachelor & 1 bedroom	\$1,988/dwelling unit	\$4,540/dwelling unit
Residential – Multiple Dwellings	\$3,070/dwelling unit	\$7,010/dwelling unit
Non-Residential Exemption for Industrial Development:	\$2.51 per sq. ft.	\$5.90 per sq. ft.
3.8.1 Notwithstanding any other provision of this by-law, no development charge is payable with respect to an enlargement of the gross floor area of an existing industrial building where the gross floor area is enlarged by 50 percent or less. 3.8.2 If the gross floor area of an existing industrial building is enlarged by greater than 50 percent, the amount of the development charge payable in respect of the enlargement is the amount of the development charge that would otherwise be payable, multiplied by the fraction determined as follows: 1) determine the amount by which the enlargement exceeds 50 percent of the gross floor area before the enlargement; 2) divide the amount determined under subsection 1) by the amount of the enlargement. 3.9 For the purpose of section 3.8 herein, “existing industrial building” is used as defined in the Regulation made pursuant to the Act.		



22.0 Business Support Programs and Services

22.1 Government

Table 72: Government Agencies

<p>Business Enterprise Centre 173 8th Street East Owen Sound, Ontario N4K 1K9 Phone: 519-371-3232 Email: businesshelp@owensound.ca Web: www.owensound.ca/business-enterprise-centre</p>	<p>City of Owen Sound 808 2nd Avenue East Owen Sound, ON N4K 2H4 Phone: 519-376-1440 Email: cityadmin@owensound.ca Web: www.owensound.ca</p>
<p>Canadian Business Service Centre Phone: 1-888-576-4444 (9:00 am to 5:00 pm, in every time zone) TTY (deaf/hard of hearing): 1-800-457-8466 (8:30 am to 6:00 pm, EDT) Web: www.canadabusiness.ca/eng/</p>	<p>Canada Post Customer Service 4567 Dixie Road Mississauga, ON L4W 1S2 Toll Free: 1-866-607-6301 Web: www.canadapost.ca</p>
<p>County of Grey 595 9th Avenue East Owen Sound, ON N4K 3E3 Phone: 519-376-2205 Toll free: 1-800-567-4739 Email: ecdev@grey.ca Web: www.grey.ca</p>	<p>Industry Canada 235 Queen Street Ottawa, ON K1A 0H5 Phone: 613-954-5031 Toll-free: 1-800-328-6189 (Canada) Online: info@ic.gc.ca Web: www.ic.gc.ca</p>
<p>Municipality of Grey Highlands 206 Toronto Street South, Unit 1 Markdale, ON N0C 1H0 Toll Free: 1-888-342-4059 Fax: 519-986-3643 Email: info@greyhighlands.ca Web: www.greyhighlands.ca</p>	<p>Municipality of Meaford 21 Trowbridge Street West Meaford, ON N4L 1A1 Phone: 519-538-1060 Fax: 519-538-1556 or 519-538-5240 Email: hthomson@meaford.ca Web: www.meaford.ca</p>
<p>Municipality of West Grey 402813 Grey Rd 4, RR2 Durham, ON N0G 1R0 Phone: 519-369-2200, 1-800-538-9647 Fax: 519-369-5962 Email: info@westgrey.com Web: www.westgrey.com</p>	<p>Town of Hanover 341 10th Street Hanover, ON N4N 1P5 Phone: 519.364.2780 Fax: 519.364.6456 Email: civic@hanover.ca Web: www.hanover.ca</p>
<p>Township of Georgian Bluffs 177964 Grey Road 18 RR #3 Owen Sound, ON N4K 5N5 Email: office@georgianbluffs.on.ca Web: www.georgianbluffs.on.ca</p>	<p>Township of Chatsworth RR #1 CIVIC #316837 Highway 6 Chatsworth, ON N0H 1G0 Phone: 519-794-3232 Email: office@chatsworth.ca Web: www.chatsworth.ca</p>
<p>Township of Southgate 185667 Grey Cty Road 9, RR 1 Dundalk, ON N0C 1B0 Email: info@southgate.ca Web: www.southgate.ca</p>	<p>Service Canada Various Locations throughout Grey County Heritage Place Shopping Centre 1350 16th Street East Owen Sound, ON Phone: 1 800 O-Canada (1-800-622-6232) Web: www.ontario.ca/serviceontario</p>
<p>Town of the Blue Mountains 32 Mill Street, P.O. Box 310 Thornbury, ON N0H 2P0 Phone: 519-599-3131 Email: ecomish@thebluemountains.ca Web: www.thebluemountains.ca</p>	<p>South Georgian Bay Small Business Enterprise Centre 55 Ste. Marie Street, Unit 302 Collingwood, ON Phone: 705-446-3355 Email: sbec@collingwood.ca Web: www.enterprisecentre.ca</p>
<p>Service Ontario Web: www.ontario.ca/serviceontario</p>	

22.2 Non-Governmental Organizations

Table 73: Non-Government Organizations

<p>Blue Mountains Chamber of Commerce PO Box 477 Thornbury, ON N0H2P0 Phone: 519-599-1200 Email: info@bluemountainschamber.ca Web: www.bluemountainschamber.ca</p>	<p>Bruce Community Futures Development Corporation 233 Broadway Street Kincardine, ON, N2Z 2X9 Phone: 519-396-8141 Toll free: 1-888-832-2232 Fax: 519-396-8346 Email: cschmidt@bruce.on.ca Web: www.bruce.on.ca</p>
<p>Canadian Metal Health Association 1024 2nd Avenue East Owen Sound, ON N4K 2H7 Phone: 519-986-7491 Web: http://www.cmhagb.org/about-us/contact/</p>	<p>Grey County Historical Society c/o Grey Roots Museum & Archives 102599 Grey Road 18 Owen Sound, ON N4K 5N6 Email: info@greycountyhs.ca Web: www.greycountyhs.ca</p>
<p>Grey County Agricultural Services 206 Toronto Street South Unit 3 Box 463 Markdale Ontario. N0C1H0 Phone: 519-986-3756 Fax: 519-986-2643 Email: info@greyagservices.ca Web: www.greyagservices.ca</p>	<p>Grey Highlands Chamber of Commerce 13 Toronto Street South Box 177 Markdale, ON N0C 1H0 Phone: 519-986-4612 Toll free: 1-888-986-4612 Email: info@greyhighlandschamber.com Web: www.greyhighlandschamber.com</p>
<p>Hanover Chamber of Commerce 214 10th Street Hanover ON N4N 1N7 Phone 519-364-5777 Fax 519-364-6949 Email: info@hanoverchamber.ca Web: www.hanover.ca/chamberofcommerce</p>	<p>Hanover Downtown Improvement Area 214 10th Street, Suite 1 Hanover, ON N4N 1N7 Phone: 519-364-4000 Web: http://www.hanover.ca/downtown</p>
<p>Meaford Chamber of Commerce 16 Trowbridge St. W. Meaford, ON N4L 1N2 Phone: 519-538-1640 Toll-Free: 1-888-MEAFORD (1-888-632-3673) Fax: 519-538-5493 Email: info@meafordchamber.ca Web: www.meafordchamber.ca</p>	<p>Owen Sound Chamber of Commerce 704 - 6th Street East, P.O. Box 1028 Owen Sound, ON N4K 1G7 Phone - 519.376.6261 Fax - 519.376.5647 Email: info@oschamber.com Web: www.oschamber.com</p>
<p>Owen Sound Downtown Improvement Area 854 2nd Av E, Owen Sound, ON N4K 2H3 Phone: 519-376-9225 Email: info@downtownowensound.ca Web: www.downtownowensound.ca</p>	<p>Saugeen Economic Development Corporation 515 Mill Street, P.O. Box 177, Neustadt, ON NOG 2M0 Phone: 519-799-5750 Toll Free: 1-877-335-7332 Fax: 519-799-5752 Email: info@sbdca.ca Web: www.sbdca.ca</p>
<p>West Grey Chamber of Commerce 144 Garafraxa St. S. Box 671 Durham, Ontario NOG 1R0 Phone: 519-369-5750 Email: westgreychamber@gmail.com Web: http://westgreychamber.ca/</p>	

22.3 Post-Secondary Education and Training

Table 74: Post- Secondary Education and Training

<p>Adult Learning Centres The Adult Learning Centres help adults achieve the math, writing and reading skills they need for work and to fully enjoy the community. The services are free and confidential. Students must be at least sixteen years old. Phone: (519) 376.6623 ext. 3 Email: learning@e-owensound.com Web: www.adultlearningcentres.com</p>	<p>Apprenticeship Training Job Connect – Employment Ontario Phone: 1-888-562-4769 Job Grow – Employment Ontario 1-888-562-4769 / TTY for the deaf 1-800-268-7095 Local Apprenticeship Office Suite 100 – 1450 1st Avenue West Owen Sound, ON N4K 6Z9 Phone: 519-376-5790, 1-800-838-9468 Fax: 519-376-4843 Email: Jodi.burton-schiefley@ontario.ca Youth Opportunities Ontario 1-888-562-4769 / TTY for the deaf 1-800-268-7095</p>
<p>Career & Business College Academy of Learning College: Job Skills & Retraining, Certified Courses & Diplomas, Flexible Schedules, Financial Aid 1077 2nd Avenue East, Second Floor Owen Sound, ON N4K 2H8 Phone: 519-371-6188 Email: lnichol@academyoflearning.com Web: academyoflearning.com</p>	<p>Creative Career Systems (CCS) Distance Learning & Placement Internships, Certified Courses in Health, Technology & Business 114 Drive-In Crescent Owen Sound, ON N4K 5N7 Phone: 519-376-7396 Email: info@CCSAcademy.com Web: www.ccsacademy.com/contact/</p>
<p>Georgian College 1450 8th Street East Owen Sound, ON N4K 5R4 Phone: 519-376-0840 Email: owensound.inquire@georgiancollege.ca Web: www.georgiancollege.ca</p>	<p>YMCA Employment Services/Workshops & Training Owen Sound 1450 1st Avenue West, Suite 4A Owen Sound, ON N4K 6W2 T: 519-371-9222 F: 519-371-8856 Email: employmentservices@ymcaowensound.on.ca Web: www.ymcaowensound.on.ca</p>
<p>Ontario Youth Apprenticeship Program Dave Barrett - OYAP Coordinator Phone: 519-363-2014 Email: dave_barrett@bwdsb.on.ca Web: www.oyap.ca</p>	



23.0 Financial Services

Table 75: Financial Providers and Locations

Financial Provider	Locations
Bank of Montreal Web: www.bmo.com	Owen Sound, Chatsworth, Meaford, Collingwood, Tara, Hanover, Walkerton, Markdale, Mount Forest
CIBC Web: www.cibc.com	Owen Sound, Chesley, Durham, Flesherton, Hanover, Walkerton, Collingwood, Dundalk
Dundalk District Credit Union Web: www.dundalkdistrictcreditunion.ca	Dundalk, Feversham
Grey Bruce Insurance Web: www.greybruceinsurance.com	Markdale
Meridian Credit Union Web: www.meridiancu.ca	Hanover, Owen Sound, Walkerton, Collingwood
Nicol Insurance Web: www.nicolinsurance.com	Owen Sound, Port Elgin, Kincardine, Wiarton, Flesherton
RBA Financial Web: www.rbafinancial.com	Meaford, Collingwood, Markdale, Wasaga Beach
Royal Bank Web: www.rbcroyalbank.com/personal.html	Owen Sound, Wiarton, Durham, Hanover, Collingwood, Paisley, Clifford
Northern Credit Union (formerly Saugeen) Web: www.saugeencreditunion.com	Durham, Chesley, Holstein, Elmwood
Scotia Bank Web: www.scotiabank.com	Owen Sound, Meaford, Markdale, Port Elgin, Hanover, Mount Forest
Secure Insurance Solutions Group Web: www.secureinsurance.ca	Arthur, Dundalk, Durham, Elora, Hanover, Markdale, Collingwood, Stayner, Wasaga Beach
TD Canada Trust Web: www.tdcanadatrust.com	Owen Sound, Meaford, Markdale, Wiarton, Port Elgin, Mount Forest, Walkerton, Hanover, Thornbury
The Cooperators Web: www.cooperators.ca	

Source: Grey County

24.0 Real Estate Services

Table 76: Real Estate Providers and Locations

Provider	Locations
Century 21 Cedar Glen Ltd. Web: www.century21.ca	Owen Sound, Chatsworth, Georgian Bluffs, Grey Highlands, Hanover, Meaford, Southgate, The Blue Mountains, West Grey
Chestnut Park Real Estate Brokerage Web: www.readhilton.com	Collingwood, Beaver Valley
Clairwood Real Estate Corporation Web: www.clairwoodrealestate.com	Collingwood, Beaver Valley
Coldwell Banker Web: www.coldwellbanker.ca	Hanover
Grey County Real Estate Inc. Brokerage Web: www.greycountyrealestate.com	Markdale
Hillside Realty Web: www.hillsiderealty.ca	Durham, Flesherton, Markdale, Hanover, Priceville
Clairwood Real Estate Corporation Brokerage Web: www.christinrice.ca	Owen Sound, Durham, Flesherton, Holland Centre, Leith, Markdale
Louis Whaling Real Estate Broker Inc. Web: www.whalingrealestate.ca	Hanover
McIntee Real Estate Web: www.mcintee.ca	Hanover, Walkerton, Chesley, Durham, Meaford, Port Elgin
Peak Advantage Real Estate Web: www.peakadvantage.ca	Durham
Re/Max Grey-Bruce Realty Inc. Web: www.remax.ca/on/re-max-grey-bruce-realty-inc-meaford-2834-br	Meaford
Re/Max High Country Realty Web: www.boyntonteam.com	Flesherton
Re/Max Land Exchange Ltd Web: www.remaxlandexchange.ca Hanover, Port Elgin	
Royal LePage Web: www.locationsnorth.com	Collingwood, Meaford, Thornbury
Royal LePage RCR Realty Brokerage Web: www.royallepagercr.com	Hanover, Flesherton, Hanover, Dundalk, Mount Forest, Owen Sound, Wiarton
Royal LePage RCR Realty Web: www.yourcountryproperty.com	Flesherton
Sea & Ski Realty Ltd. Brokerage Web: www.seaandski.on.ca	Kimberley, Beaver Valley
Windchime Realty Ltd. Brokerage Web: www.windchimerealty.com	Flesherton



25.0 Quality of Life

Grey County is physically defined by the contours of Georgian Bay shoreline to the north, Georgian Bay and the Niagara Escarpment that runs through the region.

Built on a solid agricultural base, the County's municipalities are anchored by urban centres that provide recreation and shopping amenities. From Hanover, Owen Sound, The Blue Mountains and all points in between, the communities are industrious, prosperous and offer a quality of life matched by few other places in Ontario. Grey offers a picturesque place to start or expand a business, raise a family and contribute to a community.



26.0 Housing Characteristics

Table 77: Number of Private Households by Occupancy 2015

Characteristics	Grey	Ontario
Total number of private households by tenure	39694	5291909
Owned	31223	3780239
Rented	8470	1502309
Band housing	0	9361

Source: McSweeney & Associates from Manifold Data Mining Inc. Superdemographics 2015.

Table 78: Occupied Private Dwellings by Structural Type

Characteristics	Grey
Total number of occupied private dwellings by structural type of dwelling	39694
Single-detached house	31081
Apartment, building that has five or more storeys	867
Movable dwelling	409
Other dwelling	7336
Semi-detached house	776
Apartment, detached duplex	631
Row house	1488
Apartment, building that has fewer than five storeys	4341
Other single-attached house	101

Source: McSweeney & Associates from Manifold Data Mining Inc. Superdemographics 2015.

27.0 Health, Social and Community Services

Table 79: Health, Social and Community Services

Grey Bruce Health Services 1800 8th Street East Owen Sound, ON N4K 6M9 Phone: 519-376-2121 Web: www.gbhs.on.ca	
Grey Bruce Health Services Locations:	
<i>Hanover and District Hospital</i> 90-7th Avenue Hanover, ON N4N 1N1 Phone: 519-364-2340 Fax: 519-364-6602 Email: info@hdhospital.ca Web: www.hanoverhospital.on.ca	<i>Lion's Head Hospital</i> 22 Moore Street Lion's Head, ON NOH 1W0 Phone: 519-793-3424
<i>Markdale Hospital</i> 55 Isla Street Markdale, ON N0C 1H0 Phone: 519-986-3040	<i>Meaford Hospital</i> 229 Nelson Street West Meaford, ON N4L 1A3 Phone: 519-538-1311
<i>Owen Sound Hospital</i> 1800 8th Street East Owen Sound, ON N4K 6M9 Phone: 519-376-2121	<i>Southampton Hospital</i> 340 High Street Southampton, ON NOH 2L0 Phone: 519-797-3230
<i>Warton Hospital</i> 369 Mary Street Warton, ON N0H 2T0 Phone: 519-534-1260	
South Bruce Grey Health Centre 21 McGivern St. W., Box 1300 Walkerton, ON N0G 2V0 Tel.: (519) 370-2400 ext. 2214 Web: www.sbgchc.on.ca	
South Bruce Grey Health Centre has the following four sites:	
<i>Chesley Hospital</i> 39-2nd Street SE Chesley, ON N0G 1L0 Phone: 519-363-2340 Fax: 519-363-5798	<i>Durham Hospital</i> 320 College Street Durham, ON N0G 1R0 Phone: 519-369-2340 Fax: 519-369-6180
<i>Kincardine Hospital</i> 43 Queen Street Kincardine, ON N2Z 1G6 Phone: 519-396-3331 Fax: 519-396-3699	<i>Walkerton Hospital</i> 21 McGivern Street Walkerton, ON N0G 2V0 Phone: 519-881-1220 Fax: 519-881-0452
South East Grey Community Health Centre 55 Victoria Avenue, P.O. Box 360 Markdale, ON N0C1H0 Tel: 519-986-2222 Toll Free: 1-855-519-2220 Fax: 519-986-3999 Email: info@segchc.ca	Telehealth Ontario Phone: 416-314-8721 Web: www.ontario.ca/page/get-medical-advice-tele-health-ontario Free Access to a Registered Nurse — 24 Hours a day, 7 days a Week at 1-866-797-0000 TTY: 1-866-797-0007 Telehealth Ontario is a free, confidential telephone service for health advice or general health information from a Registered Nurse. That means quick, easy access to a qualified health professional to help you decide whether to care for yourself, make an appointment with your doctor, go to a clinic, contact a community service or go to a hospital emergency room.



28.0 Elementary and Secondary Education

Table 80: Elementary Schools

Elementary Schools			
School Name	Location	Phone	Web
Alexandra Community School	Owen Sound	519-376-6306	www.alx.bwdsb.on.ca
Bayview Public School	Owen Sound	519-376-6665	www.bay.bwdsb.on.ca
Beavercrest Community School	Markdale	519-986-2990	www.bcc.bwdsb.on.ca
Beaver Valley Community School	Thornbury	519-599-5991	www.bvc.bwdsb.on.ca
Dawnview Public School	Hanover	519-364-1891	www.dnv.bwdsb.on.ca
Derby Elementary School	Kilsyth	519-376-2989	www.der.bwdsb.on.ca
Dufferin Elementary School	Owen Sound	519-376-8696	www.duf.bwdsb.on.ca
Dundalk & Proton Community School	Dundalk	519-923-2622	www.pro.bwdsb.on.ca
Egremont Community School	Holstein	519-334-3640	www.egr.bwdsb.on.ca
Hanover Heights Community School	Hanover	519-364-2910	www.han.bwdsb.on.ca
Highpoint Community School	Dundalk	519-923-2336	www.hpe.bwdsb.on.ca
Hillcrest Elementary School	Owen Sound	519-376-1771	www.hil.bwdsb.on.ca
Holland-Chatsworth Central School	Chatsworth	519-794-2729	www.hol.bwdsb.on.ca
Holy Family School	Hanover	519-364-2760	www.hfs.bgcdsb.org
Keppel-Sarawak Elementary School	Owen Sound	519-376-1789	www.kep.bwdsb.on.ca
Macphail Memorial Elementary School	Flesherton	519-924-2752	www.mac.bwdsb.on.ca
Meaford Community School	Meaford	519-538-2260	www.mea.bwdsb.on.ca
Normanby Community School	Ayton	519-665-7783	www.nor.bwdsb.on.ca
Notre Dame School	Owen Sound	519-371-0161	www.ndm.bgcdsb.org
Osprey Central School	Maxwell	519-922-2341	www.osp.bwdsb.on.ca
Spruce Ridge Community School	Durham	519-369-2217	www.spr.bwdsb.on.ca
St. Peter's & St. Paul's School	Durham	519-369-2932	www.stp.bgcdsb.org
St. Vincent-Euphrasia Elementary School	Meaford	519-538-1950	www.sve.bwdsb.on.ca
Sydenham Community School	Owen Sound	519-376-2851	www.syd.bwdsb.on.ca
Timothy Christian School	Owen Sound	519-371-9151	www.tcsowensound.com

Source: Grey County

Table 81: Secondary Schools

Secondary Schools			
School Name	Location	Phone	Web
Georgian Bay Secondary School	Meaford	519-538-1680	www.gbss.bwdsb.on.ca
Grey Highlands Secondary School	Flesherton	519-924-2721	www.ghss.bwdsb.on.ca
John Diefenbaker Secondary School	Hanover	519-364-3770	www.jdss.bwdsb.on.ca
Owen Sound Collegiate & Vocational Institute	Owen Sound	519-376-2010	www.oscvi.com
Sacred Heart High School	Walkerton	519-881-1900	www.shhs.bgcdsb.org
St. Mary's High School	Owen Sound	519-376-4278	http://smhs.bgcdsb.org/
Walkerton District Community School	Walkerton	519-881-1780	www.wdss.bwdsb.on.ca
West Hill Secondary School	Owen Sound	519-376-6050	www.whss.bwdsb.on.ca

Source: Grey County

29.0 Emergency and Protective Services

29.1 Fire Services

Table 82: Fire Services

The Blue Mountains Fire Service Phone: 519-599-5411 ext. 103 firechief@thebluemountains.ca Web: www.thebluemountains.ca/fire-services.cfm
Chatsworth and Area Fire Department Phone: 519-794-3188 chattyfd@hotmail.com Web: www.chatsworth.ca/content/fire-department
Dundalk & District Fire Department (for Eastern Southgate) Phone: 519-923-2402 firechief@southgate.ca Web: www.southgate.ca/content/fire-department
Durham (West Grey) Fire Department Phone: 519-369-2505 pschwartz@westgrey.com Web: www.westgrey.com/firedepartment.cfm
Georgian Bluffs Inter Township Fire Phone :519-376-9933 carl.linthorne.itfd@bellnet.ca Web: www.georgianbluffs.on.ca/content/fire-services
Grey Highlands Fire & Emergency Services Phone: 519-986-1216 ext.236 fire@greyhighlands.ca Web: www.greyhighlands.ca/living.php?pgid=25
Hanover Fire Department Phone: 519-364-2780 x239 fchief@hanover.ca Web: www.hanover.ca/fire-and-emergency-services
Meaford Fire Department Phone: 519-538-1060 x 1601 mmolloy@meaford.ca Web: www.meaford.ca/emergency-services/meaford-and-district-fire-department.html
Meaford Fire Training Centre Phone: 519-538-6717 swyngaarden@meaford.ca Web: www.oafc.on.ca/meaford-fire-training-centre
Meaford Inter-Township Fire Department Phone: 519-376-9933 carl.linthorne.itfd@bellnet.ca Web: www.meaford.ca/emergency-services/intertownship.html
Mount Forest Fire Station (Wellington North - for southwest Southgate) Phone: 519-323-1441 dave@adsfireservicepro.com Web: www.wellington-north.com/government/departments/emergency-fire/fire-departments
Owen Sound Fire and Emergency Services Phone: 519-376-2512 fire@owensound.ca Web: www.owensoundfireems.com
Township of Wellington North Emergency & Fire Services Phone: 519-848-3620 dave@adsfireservicepro.com Web: www.wellington-north.com/government/departments/emergency-fire/fire-departments
West Grey Fire Services Phone: 519-369-2505 pschwartz@westgrey.com Web: www.westgrey.com/firedepartment.cfm

29.2 Police Services

Table 83: Police Services

Grey County Ontario Provincial Police 317057 6 & 10 Hwy, PO Box 307, RR 2 Chatsworth, ON N0H 1G0 Phone: 519-794-7827 Fax: 519-794-3966 Web: www.opp.ca	
Grey County OPP Sites and surrounding areas:	
Meaford (OPP) 390 Sykes Street North, Unit #1 Meaford, ON N4L 1J4 Phone: 519-538-1220 Fax: 519-538-1262	Markdale (OPP) 23 Greenview Lane Markdale, ON N0C 1H0 Phone: 519-986-2211 Fax: 519-986-2219
Collingwood (OPP) 201 Ontario Street Collingwood, ON L9Y 3Z5 Phone: 705-445-4321 Fax: 705-445-7024	Walkerton (OPP) 25 Bruce Road 19 Walkerton, ON N0G 2V0 Phone: 519-881-3130 Fax: 519-881-3139
Town of the Blue Mountains (OPP) 3 Grey St., Box 310 Thornbury, ON N0H 2P0 Phone: 519-599-3131 Fax: 705-445-7024	Huronias West (OPP) 1000 River Road W. Wasaga Beach, ON L9Z 2K6 Phone: 705-429-3575 Fax: 705-429-3616
Bruce Peninsula (OPP) 50 Berford St. #6 Highway Wiarton, ON N0H 2T0 Phone: 519-534-1323 Fax: 519-534-1334	Hanover Police Service 203 10th Street Hanover, ON N4N 1N8 Phone: 519.364.4280 x 0 Administration Fax: 519.364.7202 Email: cknoll@hanoverps.ca Web: www.Hanover.ca/police
Owen Sound Police Services 922 2nd Avenue West Owen Sound, ON N4K 4M7 Phone: 519-376-1234 Web: www.owensoundpolice.com	West Grey Police Services 153 George Street West Box 676 Durham, ON N0G 1R0 Phone: 519-369-3046 Web: www.westgreypolice.ca
Dundalk (OPP) 80 Proton St. N. Dundalk, ON N0C 1B0	

29.3 Emergency Services

Grey County Paramedic Services

595 9th Avenue East
Owen Sound ON N4K 3E3
Phone: (519) 376-7337
Fax: (519) 376-0967
Toll Free: 1-800-567-4739
Email: mike.muir@grey.ca
Web: www.grey.ca/health-social-services/paramedic-services
There are seven ambulance stations positioned throughout Grey County in: Craigeleith; Dundalk; Durham; Hanover; Markdale; Meaford and Owen Sound.

St John Ambulance

Address: 1580 20th St E
Owen Sound, ON N4K 3H4
Phone: 519 376-4813
Web: www.sja.ca



30.0 Recreation and Tourism

Relax along the shores of Georgian Bay, hike the Bruce Trail, canoe the Beaver River, go caving at Blue Mountain, take in the waterfall tour and enjoy the scenic vistas of the Niagara Escarpment. Within a two-hour drive of most major cities in Ontario, Grey County is the perfect destination.

30.1 Events

Table 84: Annual Festivals & Events – The Blue Mountains

The Blue Mountains Annual Festivals & Events	
Name of Event	Date
Jazzmania	April
Easter Eggstravaganza at BVCC hosted by Beaver Valley Outreach	April
Kinsmen Lobsterfest And Dance	May
Lions Park Pop Can Day Fundraiser	May
Farmers Market Lions Park, Clarksburg	June to Oct
Jazz By The Bay in Bayview Park, Thornbury	July & August
Canada Day Parade Thornbury/Clarksburg	July
Thornbury Country Hoedown	August
Canadian Cancer Society/TYC Sail For Hope	August
Heart And Stroke Ride	August
Beaver Valley Fall Fair	September
NHL Officials Training Camp	September
Centurion Cycling Event at Blue Mountain Resorts	September
Beaver Valley Fall Fair	September
Great Canadian Sears Run	September
Thornbury/Clarksburg Rotary ½ Marathon	October
BVO Market Day	October
CIBC Run For The Cure	October
Applefest	October
Rotary Marathon	October
Olde Fashioned Christmas	December

Table 85: Annual Festivals & Events – Georgian Bluffs

Georgian Bluffs Annual Festivals & Events	
Name of Event	Date
Canada Day	July
Concours d'Elegance	September
Kemble Harvest Blowout	October

Table 86: Annual Festivals & Events – Grey Highlands

Grey Highlands Annual Festivals & Events	
Name of Event	Date
Grey Bruce Farmers Week	January
Markdale Rotary Ski-A-Round	February
Eugenia Earth Day Celebration	April
Monthly Speaker Series – South Grey Museum (Apr. to Nov.)	April-Nov
Flesherton & District Farmers Market – Saturdays May - October	May-Oct
Spring Café – Grey Highlands Public Library Author Reading	May
Agnes Macphail Day – South Grey Museum – Flesherton	May
Rocklyn “Father’s Day” Classic Car & Tractor Show	June
Eugenia Gold Rush Days	June
Priceville Canada Day Event & Fireworks	July
Osprey Canada Day Fireworks (Feversham)	July
Kimberley Canada Day Event	July
Grey Highlands Chamber Classic Car Show (Markdale)	July
Markdale Rotary Annual Street Frolic	July
Osprey Museum Annual Garden Party	July
Markdale Rotary Mountain Top Jamboree	August
Flesherton Fling	August
Markdale Fall Fair	August
Mervin Lush Memorial Antique Tractor Show & Harvest Celebration	August
Priceville Car Show	August
Feversham Fall Fair	September
Rocklyn Fall Fair	September
Autumn Leaves Studio Tour	October
The Art Map Open Studio Weekend	October
Harvest Café – Grey Highlands Public Library Author Reading	October
Priceville Christmas Craft Show	November
Markdale Santa Claus Parade	November
Feversham Santa Claus Parade	December

Table 87: Annual Festivals & Events – Hanover

Hanover Annual Festivals & Events	
Name of Event	Date
Mayor’s Levee	February
Family Day of Play	February
Streetiques’ Father’s Day Car Show	June
Canada Day Celebrations	July
Sights & Sounds Festival	July
Dream of Glory	August
Hanover Fair	August
Mopar North	August
Amazing Race Hanover	September
Hanover Haunt	October
Christmas in the Country	November
Santa in the Square, Carol of the Bells, Santa Claus Parade	December
Downtown Summer BBQ Series	Thursdays – July & August
Hanover Community Players – Live Theatre	May & December
Live Harness Racing at Hanover Raceway	May to September
Hanover Barons Jr C Hockey	September to January

Table 88: Annual Festivals & Events – Meaford

Meaford Annual Festivals & Events	
Name of Event	Date
Meaford Farmers' Market	Every Friday, May to October
Meaford Flea Market	Every Saturday, May to October
Golden Town Cruisers	Tuesday June to August
Leith Summer Music Festival	July -August
Meaford Canada Day Celebration	July 1
Bognor Canada Day Celebration	July 1
Meaford Soap Box Derby	July 4
Electric Eclectics	July 31-August 2
Mervin Lush Memorial Antique Tractor Show	August
Meaford Salmon and Trout Fishing Derby	Late August/Early September
Meaford International Film Festival	Labour day weekend
Meaford Fall Fair	September 5
Dragons Den	October
Scarecrow Invasion & Family Festival	October 2
Apple Harvest Craft Show	October 3 & 4
Meaford BIA Christmas Window Unveiling	November
Meaford's Annual Santa Claus Parade	Early December
Meaford Hall	Year round
Meaford Museum	Year round

Table 89: Annual Festivals & Events – Owen Sound

Owen Sound Annual Festivals & Events	
Name of Event	Date
Home & Cottage Expo	Late April
Doors Open Owen Sound	Early June
TD Harbour Nights Concerts	Sundays Mid June – Mid August
Grey Bruce Pride	Mid June
Canada Day Celebration	July
Hottest Street Sale Under the Sun	Early July
Music and Movies	Fridays July
Emancipation Festival	Early August
One World Festival	May
Kiwanis Owen Sound Santa Claus Parade	Mid November
Grey-Bruce Kennel & Obedience Dog Show	Early August
Summerfolk Music & Crafts Festival	Mid August
Owen Sound Salmon Spectacular fishing derby	Late August
Owen Sound Fall Fair	Early September
Ribfest	Mid September
Cobble Beach Concours d'Elegance	Mid September
Owen Sound Salmon Tour	Mid September - Thanksgiving
Pratie Oaten Festival	Early October
Wild Lands Film Festival	Mid October
Salmon Celebration	Mid-October
Festival of Northern Lights	Mid November – Early January
Victorian Christmas	Mid November – Early January



Table 90: Annual Festivals & Events – Southgate

Southgate Annual Festivals & Events	
Name of Event	Date
Old Tyme Musical Jamborees	4 th Sundays of month
Full Throttle Motor Speedway “Sprint into Spring 200”	March 21
Dundalk Little Theatre “Murder in Maui”	March 28
Holstein Maplefest	April 11 - 12
Full Throttle Motor Speedway – Friday Racing	Fridays - May 1 – August 28
Full Throttle Motor Speedway “Super Saturdays”	May 9, June 13, July 12 & August 8
Highpoint Campground	Daily - May 15 – Oct. 12
Dundalk Horse Shows	May 30, June 13, July 18, Aug. 8, Sept. 12
Dundalk Family Recreation Weekend	June 19 - 20
Sol E Toiros Portuguese Bloodless Bull Fights	June 27, July 25 & August 29
Canada Day Fireworks in Holstein	July 1
Holstein Rodeo & Country Musicfest	July 9 - 12
Ont. Truck & Tractor Pulling Nationals	July 11 - 12
Dundalk Automotive Swap Meet and Car Show	July 25 - 26
Holstein Drama Group Youth Production of “Wizard of Oz”	July 30 - 31
Holstein Bluegrass Celebration	August 6 - 9
Gente TV Picnic & Running of the Bulls at Sol e Toiros	August 22
Full Throttle Motor Speedway “Showdown at Old Varney”	August 22 - 23
Full Throttle Motor Speedway “Championship Weekend “	September 11 - 13
Dundalk Santa Claus Parade	December 5
Holstein Non-Motorized Santa Claus Parade	December 12
Horse & Buggy Rides	Daily - Mon. – Sat.

Table 91: Annual Festivals & Events – West Grey

West Grey Annual Festivals & Events	
Name of Event	Date
Ayton Normanby Firemen's Breakfast	January 1
Steak & Lobster Fest	May
Neustadt Recreation Craft Show	May & November
West Grey Loves Canada	June
Neustadt Recreation Strawberry Supper	July
Hanover, Bentinck & Brant Agricultural Society Fall Fair	August
Run 4 Youth	August
Durham Fall Fair	September
Neustadt, Normanby, Carrick Agricultural Society Fall Fair	September
Neustadt Lion's Pork 'n Kraut	November

31.0 Local Media

Table 92: Newspapers

Newspaper	Frequency
Meaford Express	Weekly
Meaford Independent	Weekly
The Advance (Grey Highlands)	Weekly
The Owen Sound Sun Times	Daily
The Hanover Post	Weekly
West Grey Progress	Monthly
Dundalk Herald	Weekly
Mount Forest Confederate	Weekly
Warton Echo	Weekly
Simcoe Reformer	Daily
Grey-Bruce This Week	Weekly

Table 93: Radio Stations

Radio Station (eg. CFRA 580AM)	Affiliation (e.g. CBC, Chum)
Jewel 99.3	Evanov Radio Group
104.9 The Beach	Bayshore Broadcasting
560 CFOS	Bayshore Broadcasting
92.3 The Dock	Larche Communications Inc.
97.7 The Beach	Bayshore Broadcasting
98 The Beach	Bayshore Broadcasting
CKNX 920 AM	Blackburn Radio Inc.
Country 93 CKYC 93.7 FM	Bayshore Broadcasting
Sunshine 89	Bayshore Broadcasting
Mix 106.5 FM	Bayshore Broadcasting
CBC 98.7 CBC 97.1	CBC
95.1 The Peak FM	CORUS
Bluewater Radio 91.3	Bluewater Radio
Classic Rock 94.5 FM	Blackburn Radio Inc.
KICK 106 (105.9) FM	Larche Communications Inc.
104.1 The Dock	Larche Communications Inc.
101.7 The One	Blackburn Radio Inc.

Table 94: Television

TV Station (e.g. CFTO-Toronto)	Affiliation (e.g. CTV)
CTV 2 (Barrie)	CTV
Grey County Cable 53	Rogers Cable
Markdale Communications – Community Channel 252	Markdale Communications
Grey Highlands Community Cultural Channel 251	Markdale Communications
Wightman TV	Wightman
Eastlink Channel 6	Eastlink

Source: Grey County



32.0 Communications Infrastructure

Table 95: Communications Infrastructure

Service	Company Name
Local Internet Provider	Rogers Bell BMTS Bruce Telecom Markdale Cable TV Shaw Xplornet Wightman Telecom Eastlink Bruce St Technology
Satellite TV	Rogers Bell BMTS
Phone Services	Rogers Bell BMTS Cogeco Fido Shaw Telus Wightman Telecom Bruce Municipal Telecom
Cable Services	Markdale Communications Eastlink Wightman Telecom Bell Canada Rogers Collus

Source: Grey County



Appendix - Incentives

Table 96: Incentives

Funding Type	Program Name	Web
Grant	Façade Incentive Program	www.hanover.ca/facade-grant
Grant	Façade Grant	www.meaford.ca/component/content/article/10-planning-building-a-by-law-enforcement/726-facade-grant-2013.html
Grant	Community Improvement Plan	www.meaford.ca/programs-and-plans/facade-program.html
Heritage	Heritage Property Tax Relief Program	www.owensound.ca/heritage-owen-sound/incentives
Heritage	Façade & Structural Improvement Program	www.owensound.ca/heritage-owen-sound/incentives
Eco Dev	Business Beautification	
Capital	AgriCompetitiveness Program	www.agr.gc.ca/eng/?id=1359338007173
Capital	AgriMarketing Program	www.agr.gc.ca/eng/?id=1357941192614
Capital	Business Development Bank of Canada (BDC)	www.bdc.ca/en/home.htm
Capital	Canada Small Business Financing Program - Industry Canada	www.ic.gc.ca/eic/site/csbfp-pfpec.nsf/eng/Home
Capital	Canadian Youth Business Foundation	www.cybf.ca
Capital	Community Futures Program	www.icce.ca/eic/site/fednor-fednor.nsf/eng/h_fn01468.html
Capital	Innovation Demonstration Fund (IDF) Program	www.mri.gov.on.ca/english/programs/idf/guidelines.asp
Capital	NextGen Biofuels Fund - Sustainable Development Technology Canada	www.sdtc.ca/index.php?page=nextgen-funding-niche&hl=en_CA
Capital	Ontario Emerging Technologies Fund - Ontario Capital Growth Corporation	www.ocgc.gov.on.ca/site/en/funds/ontario-emerging-technologies-fund/
Capital	Rural Economic Development (RED) Program	www.omafra.gov.on.ca/english/rural/red/
Capital	SD Tech Fund - Sustainable Development Technology Canada	www.sdtc.ca/index.php?page=sdtech-funding-niche&hl=en_CA
Capital	SMART Program - Canadian Manufacturers & Exporters (CME)	www.cme-smart.ca
Capital	Strategic Aerospace and Defence Initiative (SADI) - Industry Canada	ito.ic.gc.ca/eic/site/ito-oti.nsf/eng/h_00022.html
Capital	Technology Demonstration Program (TDP) - Industry Canada	ito.ic.gc.ca/eic/site/ito-oti.nsf/eng/h_00837.html
Commercialization	Conservation Fund	www.powerauthority.on.ca/cacfund
Commercialization	Industrial Research Assistance Program (IRAP) - National Research Council Canada	www.nrc-cnrc.gc.ca/eng/irap/about/index.html
Commercialization	Innovation Demonstration Fund (IDF) Program	www.mri.gov.on.ca/english/programs/idf/guidelines.asp
Commercialization	MaRS Discovery District (MaRS)	www.marsdd.com
Commercialization	NextGen Biofuels Fund - Sustainable Development Technology Canada	www.sdtc.ca/index.php?page=nextgen-funding-niche&hl=en_CA
Commercialization	Ontario Centres of Excellence Inc.	www.oce-ontario.org/programs-services
Commercialization	Ontario Research Fund - Research Excellence (ORF-RE)	www.ontario.ca/business-and-economy/ontario-research-fund-research-excellence
Commercialization	SD Tech Fund - Sustainable Development Technology Canada	www.sdtc.ca/index.php?page=sdtech-funding-niche&hl=en_CA
Digital Media	Digital Technology Adoption Pilot Program (DTAPP)	www.nrc-cnrc.gc.ca/eng/irap/dtapp/index.html
Digital Media	Export Fund - Film and Television - Ontario Media Development Corporation	www.omdc.on.ca/film_and_tv/Funding/Export_Fund_Film_Television.htm

Funding Type	Program Name	Web
Digital Media	Film Fund - Ontario Media Development Fund	www.omdc.on.ca/film_and_tv/Funding/Film_Fund.htm
Digital Media	Film or Video Production Services Tax Credit (PSTC)	www.pch.gc.ca/eng/1268740529145
Digital Media	Industry Development Program - Ontario Media Development Corporation	www.omdc.on.ca/film_and_tv/Funding/Industry_Development_Program.htm
Digital Media	Interactive Digital Media Fund (IDM) - Ontario Media Development Corporation	www.omdc.on.ca/interactive/Funding/IDM_Fund.htm
Digital Media	Ontario Book Publishing Tax Credit (OBPTC)	www.omdc.on.ca/book/tax_credits/OBPTC.htm
Digital Media	Ontario Computer Animation and Special Effects Tax Credit (OCASE)	www.omdc.on.ca/film_and_tv/tax_credits/OCASE.htm
Digital Media	Ontario Film and Television Tax Credit (OFTTC)	www.omdc.on.ca/film_and_tv/tax_credits/OFTTC.htm
Digital Media	Ontario Interactive Digital Media Tax Credit (OIDMTC)	www.omdc.on.ca/interactive/Tax_Credits.htm
Digital Media	Ontario Production Services Tax Credit (OPSTC)	www.omdc.on.ca/film_and_tv/tax_credits/OPSTC.htm
Digital Media	Ontario Sound Recording Tax Credit (OSRTC)	www.omdc.on.ca/music/Tax_Credits/OSRTC.htm
Economic Development	ReNew Meaford	www.meaford.ca/programs-and-plans.html
Energy	Conservation Fund	www.powerauthority.on.ca/cacfund
Energy	Feed-in Tariff Program - Ontario Power Authority	fit.powerauthority.on.ca/what-feed-tariff-program
Energy	Save on Energy	https://www.saveonenergy.ca/Business.aspx
Energy	NextGen Biofuels Fund - Sustainable Development Technology Canada	www.sdtc.ca/index.php?page=nextgen-funding-niche&hl=en_CA
Energy	SMART Program - Canadian Manufacturers & Exporters (CME)	www.cme-smart.ca
Export	Canadian Commercial Corporation (CCC)	www.ccc.ca/eng/home.cfm
Export	Export Development Canada	www.edc.ca
Export	Export Market Access - A Global Expansion Program	exportaccess.ca/en/home
Export	Going Global Innovation - Foreign Affairs and International Trade Canada	www.tradecommissioner.gc.ca/eng/science/document.jsp?did=88059
Export	Investment Accelerator Fund (IAF)	www.marsdd.com/aboutmars/partners/iaf/
Export	New Exporters to Border States (NEBS)	www.ontario.ca/business-and-economy/new-exporters-border-states
Export	Ontario Exporters Fund	www.ontarioexporters.ca/home/
Export	SMART Program - Canadian Manufacturers & Exporters (CME)	www.cme-smart.ca
Human Resources and Training	Yves Landry Foundation	www.yveslandryfoundation.com/article/48/aime_initiative_provincial.html
Human Resources and Training	Apprenticeship Job Creation Tax Credit (AJCTC) - Canada Revenue Agency	www.cra-arc.gc.ca/tx/ndvdl/tpcs/ncm-tx/rtrn/cmpltng/ddctns/Ins409-485/412/jctc-eng.html
Human Resources and Training	Apprenticeship Training Tax Credit (ATTC) - Ministry of Finance	www.rev.gov.on.ca/en/credit/atcc/
Human Resources and Training	Canada Summer Jobs	www.servicecanada.gc.ca/eng/epb/yi/yep/programs/scpp.shtml

Funding Type	Program Name	Web
Human Resources and Training	Canadian Institutes of Health Research - Innovation and Industry Programs	www.cihr-irsc.gc.ca/37788.html
Human Resources and Training	Concierge Service - Government of Canada	concierge.portal.gc.ca/about-us
Human Resources and Training	Connect Canada Internship Program	https://www.connectcanadainternships.ca/home.htm
Human Resources and Training	Cooperative Education Tax Credit (CETC)	www.fin.gov.on.ca/en/credit/cetc/
Human Resources and Training	Employer Signing Bonus - Ministry of Training, Colleges and Universities	www.tcu.gov.on.ca/eng/employers/emp_bonus.html
Human Resources and Training	Youth Internships	fednor.gc.ca/eic/site/fednor-fednor.nsf/eng/fn03445.html
Human Resources and Training	First Job Initiative - Ministry of Agriculture and Food, Ontario Centres of Excellence	www.omafr.gov.on.ca/english/food/industry/first-job.htm
Human Resources and Training	Industrial R & D Fellowships (IRDF) - Natural Sciences and Engineering Research Council of Canada	www.nserc-crsng.gc.ca/Partners-Partenaires/Programs-Programmes/IRDF-Profile-BPRDI/Profile_eng.asp
Human Resources and Training	Industrial Research Assistance Program (IRAP) - National Research Council Canada	www.nrc-cnrc.gc.ca/eng/ibp/irap/about/index.html
Human Resources and Training	MaRS Discovery District (MaRS)	www.marsdd.com
Human Resources and Training	Mitacs Accelerate	www.mitacs.ca/accelerate
Human Resources and Training	Ontario Centres of Excellence Inc.	www.oce-ontario.org/programs-services
Human Resources and Training	Ontario Labour Market Partnerships	www.tcu.gov.on.ca/eng/employers/labourMarket.html
Human Resources and Training	Ontario Network of Entrepreneurs (ONE)	www.onebusiness.ca
Human Resources and Training	Summer Jobs Service (Ontario)	www.tcu.gov.on.ca/eng/jobseekers/sjs.html
Human Resources and Training	Ontario Targeted Wage Subsidy	www.tcu.gov.on.ca/eng/employers/wageSubsidy.html
Human Resources and Training	Rural Economic Development (RED) Program	www.omafr.gov.on.ca/english/rural/red/
Human Resources and Training	Scientists and Engineers in Business Initiative	www.feddevontario.gc.ca/eic/site/723.nsf/eng/h_00337.html
Human Resources and Training	Summer Company	www.ontario.ca/business-and-economy/summer-company-program-guide-lines-2013
Human Resources and Training	Work-Sharing Program - Human Resources and Skills Development Canada	www.servicecanada.gc.ca/eng/work_sharing/index.shtml
Human Resources and Training	Youth Employment Program - National Research Council Canada	www.nrc-cnrc.gc.ca/eng/irap/services/youth_initiatives.html
Research and Development	AgrInnovation Program	www4.agr.gc.ca/AAC/display-afficher.do?id=1354301302625&lang=eng
Research and Development	Canada Foundation for Innovation	www.innovation.ca/en/OurFunds
Research and Development	Canadian Institutes of Health Research - Innovation and Industry Programs	www.cihr-irsc.gc.ca/37788.html
Research and Development	Communications Research Centre Canada - Industry Canada	www.crc.gc.ca/eic/site/069.nsf/eng/h_00022.html

Funding Type	Program Name	Web
Research and Development	Early Researcher Awards	www.ontario.cabusiness-and-economy/funding-academic-research-early-researcher-awards
Research and Development	Going Global Innovation - Foreign Affairs and International Trade Canada	www.tradecommissioner.gc.ca/science/document.jsp?did=88059
Research and Development	Industrial R & D Fellowships (IRDF) - Natural Sciences and Engineering Research Council of Canada	www.nserc-crsng.gc.caPartners-Partenaires/Programs-Programmes/IRDF-Profile-BPRDIProfile_eng.asp
Research and Development	Industrial Research Assistance Program (IRAP) - National Research Council Canada	www.nrc-cnrc.gc.ca/eng/ibp/irap/about/index.html
Research and Development	Innovation Demonstration Fund (IDF) Program	www.mri.gov.on.ca/english/programs/idf/guidelines.asp
Research and Development	Mitacs Accelerate	www.mitacs.ca/accelerate
Research and Development	NextGen Biofuels Fund - Sustainable Development Technology Canada	www.sdtc.ca/index.php?page=nextgen-funding-niche&hl=en_CA
Research and Development	Ontario Centres of Excellence Inc.	www.oce-ontario.org/programs-services
Research and Development	Ontario Emerging Technologies Fund - Ontario Capital Growth Corporation	www.ocgc.gov.on.ca/site/en/funds/ontario-emerging-technologies-fund/
Research and Development	Ontario Innovation Tax Credit (OITC)	www.rev.gov.on.ca/english/credit/oitc/index.html
Research and Development	Ontario Research and Development Tax Credit	www.rev.gov.on.ca/en/credit/ordtc/index.html
Research and Development	Ontario Research Fund - Research Excellence (ORF-RE)	www.ontario.cabusiness-and-economy/ontario-research-fund-research-excellence
Research and Development	Scientific Research and Experimental Development Tax Incentive Program - Canada Revenue Agency	www.cra-arc.gc.ca/sred/
Research and Development	SD Tech Fund - Sustainable Development Technology Canada	www.sdtc.ca/index.php?page=sdtech-funding-niche&hl=en_CA
Research and Development	Strategic Aerospace and Defence Initiative (SADI) - Industry Canada	www.ito.ic.gc.caeic/site/ito-oti.nsf/eng/h_00022.html
Research and Development	Technology Demonstration Program (TDP) - Industry Canada	www.ito.ic.gc.caeic/site/ito-oti.nsf/eng/h_00837.html
Research and Development	Youth Employment Program - National Research Council Canada	www.nrc-cnrc.gc.ca/eng/irap/services/youth_initiatives.html
Southern Ontario	Investing in Business Growth and Productivity (IBGP) - FedDev Ontario	www.feddevontario.gc.caeic/site/723.nsf/eng/h_01867.html
Southern Ontario	Investing in Business Innovation (IBI) - FedDev Ontario	www.feddevontario.gc.caeic/site/723.nsf/eng/h_00324.html
Southern Ontario	Investing in Commercialization Partnerships (ICP) - FedDev Ontario	www.feddevontario.gc.caeic/site/723.nsf/eng/h_01864.html
Southern Ontario	Investing in Regional Diversification (IRD) - FedDev Ontario	www.feddevontario.gc.caeic/site/723.nsf/eng/h_01870.html

Source: McSweeney & Associates



Figure 5: Grey County Municipalities

