



Grey  
County

## 2021 Budget Details

DRAFT



# Table of Contents

<b>2019-2022 Grey County Council</b>	9
<b>Introduction</b>	10
2021 Budget Breakdown	11
Organizational Structure	12
Grey County at a Glance	13
Growth and Socio-Economic Indicators	14
Population Age	15
Weighted Assessment Composition	16
2019 Estimated Average Household Income	17
Reserve / Debt / Financial Position	18
Discretionary Reserves / Reserve Funds as a % of Taxation	19
Obligatory Reserves	20
Asset Consumption Ratio	21
Debt Management / Debt Indicators	22
Annual Debt Repayment Limit	23
Financial Position	24
Announced Provincial Funding Reductions	25
Staffing Levels	28
Service Levels New Initiatives and Staffing	29
COVID 19 Impact	30
Sources of Municipal Revenue	32
<b>Budget Summaries</b>	45
2021 Budget Analysis by Function (Net Dollars)	46
2021 Budget Analysis by Gross Expenditure Dollars by Function	49
2021 Budget Detailed Compared to 2020 Approved Budget	51
<b>Corporate Services Budget Details</b>	53
2021 Corporate Services Function Budget Summary	60
Council Operating Summary	62
Admin. Department Operating Summary	63
Administration Capital – Summary of Admin. Departments	65
Workers Compensation Operating	66
Weekly Indemnity (Short-Term Disability) Operating	67
Information Services Operating	68
Assessment Operating	69

Provincial Offences Operating.....	70
County Property - Administration Building.....	72
County Property - Administration Building COVID-19 .....	74
County Property – Morrison Building (G&B House).....	75
County Property – Admin. Building Capital.....	76
County Property – Admin. Building – Expansion and Renovation.....	77
County Property – Morrison Building (G&B House) Capital .....	78
Tax and Other .....	79
Grey Bruce Health Unit .....	80
Health Care - COVID-19 .....	81
Centre Grey Hospital Campaign .....	82
Health Care Initiatives Funding.....	83
Georgian College – Marine Emergency Duties Training Centre.....	84
<b>Planning and Community Development Budget Details.....</b>	<b>85</b>
2021 Planning and Community Development Function Budget Summary.....	90
2021 Planning Budget Summary .....	91
Planning Department – General Operating.....	92
Planning Department - General - COVID-19 .....	94
Planning Department – Civic Addressing.....	95
Planning Department – Capital – General.....	96
Planning Department - Capital - Age-Friendly Community Strategy .....	97
Planning Department – Capital – Comm. Benefit Charges .....	98
Planning Department - Capital - Development Charges Study .....	99
2021 Agriculture, Forestry, and Trails Budget Summary .....	100
Agriculture Operating.....	101
General Forestry.....	102
Forestry Trails.....	103
Trails Operating – CP Rail Trail.....	104
CP Trail – Capital.....	105
CP Trail – Culvert 5A – Capital.....	106
CP Trail – Bridge 80 – Capital.....	107
CP Trail – Culvert 15A – Capital.....	108
CP Trail - Culvert 7 - Capital .....	109
2021 Economic Development Budget Summary .....	110
Economic Development – General Operating.....	111
Economic Development – Regional Attraction & Retention.....	112



Economic Development - Local Immigration Partnership .....	113
Economic Development – Local Food.....	114
Economic Development – Connected Community.....	115
Economic Development – New to Grey Initiative.....	116
Economic Development – Community Hub Operating.....	117
Economic Development – Community Transportation Summary .....	118
Economic Development – Business Enterprise Centre Summary.....	119
Economic Development – Capital Summary.....	120
2021 Tourism Budget Summary.....	121
Tourism General Operating .....	122
Tourism – Regional Partnership .....	124
Tourism – Research & Data Analyst Project.....	125
Tourism – Capital.....	126
2021 Grey Roots Budget Summary .....	127
Grey Roots Administration Building Operating.....	128
Grey Roots Archives Operating.....	129
Grey Roots Museum Administration Operating.....	130
Grey Roots Museum Moreston Village Operating.....	132
Grey Roots Museum Collection Management Operating.....	133
Grey Roots Museum Heritage Interpretation .....	134
Grey Roots Museum Marketing & Promotions Operating.....	136
Grey Roots Volunteer and Visitor Services Operating Summary .....	137
Grey Roots Capital General Summary .....	138
Grey Roots Capital Store .....	139
Grey Roots Capital Budget Summary .....	140
<b>Social Services Budget Details.....</b>	<b>141</b>
2021 Social Services Function Budget Summary.....	153
2021 Social Services Budget Summary.....	154
Social Assistance – Ontario Works.....	156
Ontario Works Administration .....	157
Ontario Works Employment Assistance.....	159
Licensed Home Child Care.....	160
Children’s Services Administration.....	162
Repairs and Maintenance.....	164
Child Care and Early Years Planning & Data Analysis.....	165
EarlyON.....	166
Indigenous-Led.....	168

Fee Subsidy .....	169
Capacity Building.....	170
Play-Based Material and Equipment.....	171
Safe Restart Funding .....	172
General Operating Grant.....	173
Special Needs Resourcing.....	174
Wage Enhancement.....	175
Expansion Funding.....	176
ELCC Funding.....	177
County Social Initiatives – 100% Municipal Funding.....	178
Breakdown of County Social Initiatives Budget.....	179
Ontario Works Van Program.....	180
Ontario Works Administration Capital.....	181
Children’s Services Capital.....	182
Indigenous-Led Capital .....	183
EarlyON Dundalk Community Centre Capital.....	184
2021 Housing Budget Summary.....	185
Administration.....	187
Total Property Recurring .....	189
Rent Supplement Summary Totals .....	191
Social Housing Improvement Program Summary.....	192
Social Infrastructure Fund Summary.....	193
Investment in Affordable Housing Summary .....	194
Rental & Supportive.....	195
Revolving Home Ownership Program.....	196
Canada-Ontario Housing Benefit .....	197
COVID-19 Pandemic Summary .....	198
Non-Profit Housing.....	199
Non-Profit Housing Summary .....	200
CM - COCHI Summary .....	201
OH - OPHI Ontario Priorities Initiatives Summary .....	202
Indigenous Housing Support Program .....	203
Community Homelessness Prevention .....	204
Housing Capital Summary .....	205
Summary of Ten-Year Capital & Extra-ordinary Expenditures.....	206
Affordable Housing Builds Summary .....	207

2021 Long Term Care Budget Summary.....	208
2021 Long Term Care Administration Summary.....	209
Summary of All Units (Operating) .....	210
2021 Grey Gables Budget Summary.....	212
General – Revenue (Operating).....	213
Other Accommodation (OA) Summary.....	214
Raw Food Dietary (Operating).....	216
Lower Level – Tenant Areas (Operating).....	217
Nursing and Personal Care Summary (Operating).....	218
Programs and Support Services Summary (Operating).....	219
OA - Pandemic COVID-19 Summary .....	220
Grey Gables Capital.....	221
Grey Gables Capital Budget Summary.....	222
2021 Lee Manor Budget Summary.....	223
General – Revenue (Operating).....	224
Other Accommodation (OA) Summary.....	225
Raw Food Dietary (Operating).....	227
Nursing and Personal Care Summary (Operating).....	228
Programs and Support Services Summary (Operating).....	229
COVID-19 Summary .....	230
Lee Manor Capital.....	231
Lee Manor Capital Budget Summary.....	232
2021 Rockwood Terrace Budget Summary.....	233
General – Revenue (Operating).....	234
Other Accommodation (OA) Summary.....	235
Raw Food Dietary (Operating).....	237
Nursing and Personal Care Summary (Operating).....	238
Programs and Support Services Summary (Operating).....	239
COVID-19 Pandemic Summary.....	240
Rockwood Terrace Capital .....	241
Rockwood Terrace Capital Budget Summary.....	242
2021 Long Term Care Redevelopment Budget Summary.....	243
Operating Summary.....	244
LTC Capital.....	245



<b>Transportation and Public Safety Budget Details.....</b>	<b>246</b>
2021 Transportation and Public Safety Function Budget Summary.....	252
2021 Paramedic Services Budget Summary.....	253
General.....	254
Administration.....	255
Public Access Defibrillation Program.....	256
Community Paramedicine.....	257
PTSD Peer Support.....	258
Pandemic Summary .....	259
Stations Summary .....	260
Vehicle Operations.....	261
Other Administration.....	262
Capital.....	263
2021 Transportation Services Budget Summary .....	264
Ordinary Maintenance.....	266
Construction, Resurfacing and Minor Capital.....	268
Construction and Resurfacing Project Details.....	269
Supervision and Overhead.....	270
Facilities, Depots and Domes .....	271
Facilities, Depots and Domes Project Details.....	272
Equipment.....	273
Asset Management, Studies and Engineering.....	274
Quarry.....	275
2021 Construction and Resurfacing Map.....	276
<b>Grey County Reserves.....</b>	<b>277</b>

# 2019-2022 Grey County Council

Grey County Council consists of the Mayor and Deputy Mayor from each of Grey County's nine member municipalities. Councillors serve for a four-year term and each year they elect a Warden to serve as the head of Grey County Council.



**Scott Mackey**  
*Chatsworth*



**Brian Gamble**  
*Chatsworth*



**Dwight Burley**  
*Georgian Bluffs*



**Sue Carleton**  
*Georgian Bluffs*



**Paul McQueen**  
*Grey Highlands*



**Aakash Desai**  
*Grey Highlands*



**Sue Paterson**  
*Hanover*



**Selwyn Hicks**  
*Hanover*



**Barb Clumpus**  
*Meaford*



**Shirley Keaveney**  
*Meaford*



**Ian Boddy**  
*Owen Sound*



**Brian O'Leary**  
*Owen Sound*



**John Woodbury**  
*Southgate*



**Brian Milne**  
*Southgate*



**Alar Soever**  
*Blue Mountains*



**Rob Potter**  
*Blue Mountains*



**Christine Robinson**  
*West Grey*



**Tom Hutchinson**  
*West Grey*

# INTRODUCTION

---



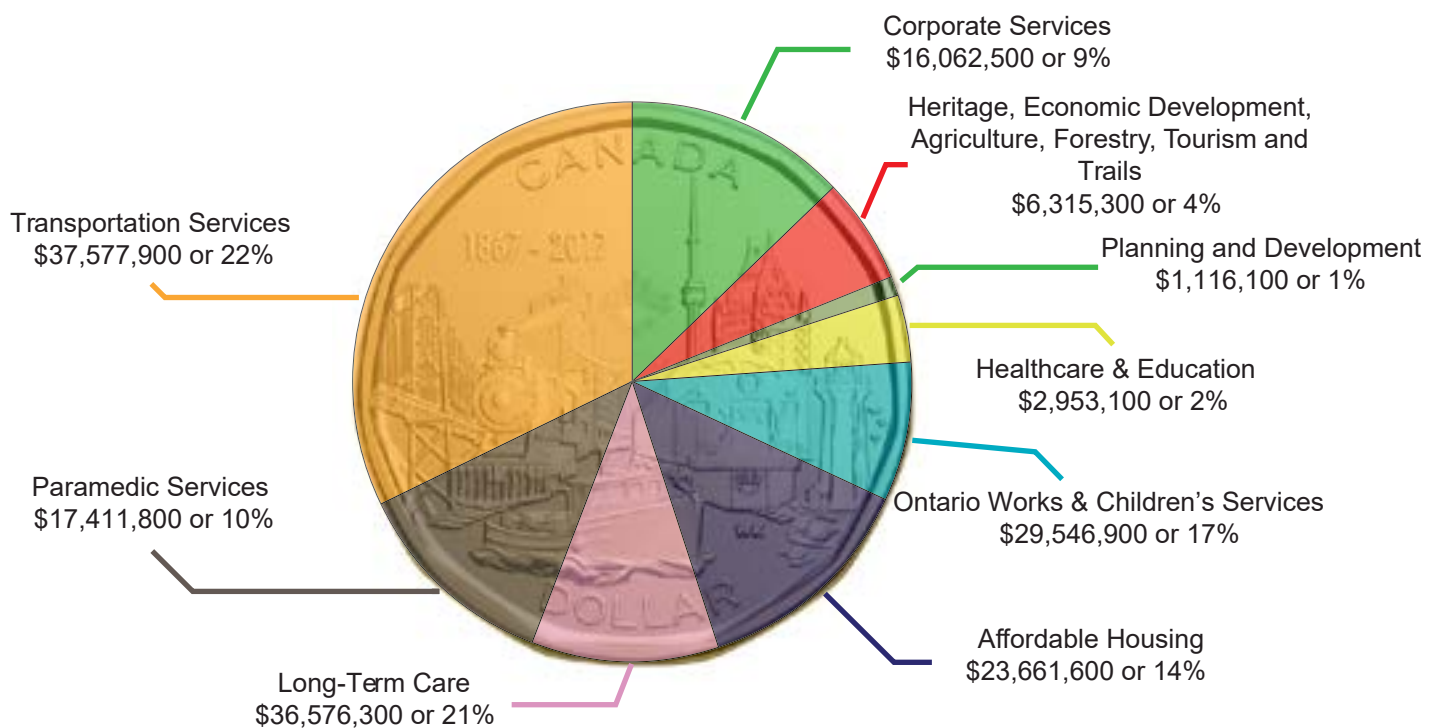


## 2021 Budget Breakdown

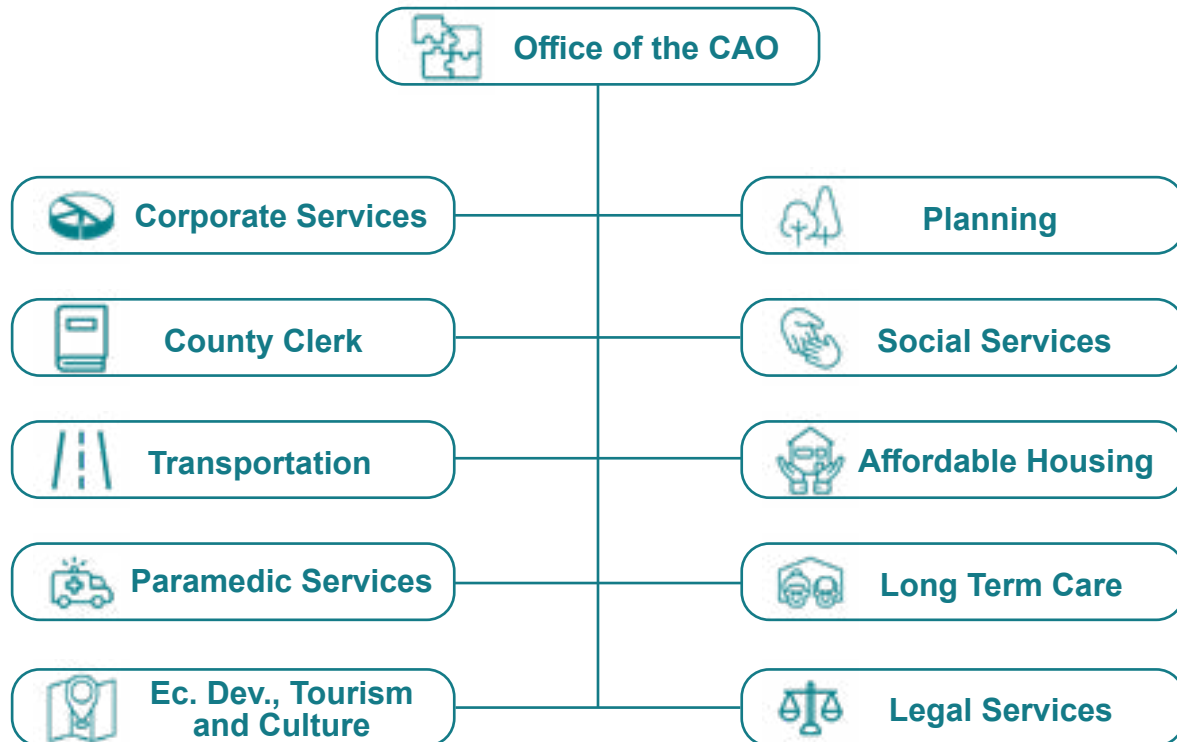
Grey County delivers a wide range of important services. From maintaining roads to helping people at risk, the services we provide positively impact residents, visitors and businesses each and every day.

The 2021 Budget Details provide a complete look into the 2021 budget, breaking down spending into four functions: corporate services, planning and community development, social services, and transportation and public safety. If you have any questions, please contact the finance department at [finance@grey.ca](mailto:finance@grey.ca).

### 2021 Gross Operating and Capital Expenditures \$171.2 Million



# Organizational Structure



# Grey County at a Glance

Grey County is an upper-tier municipal government serving nine distinct municipalities in Southwestern Ontario. Located along the pristine shores of Georgian Bay, Grey County is a renowned four-season destination for tourists with welcoming, vibrant communities.

Home to over 100,000 permanent residents, Grey County is a great place to live, work and raise a family. With an affordable cost of living, superb quality of life, and proximity to large urban centres, Grey County is experiencing rapid growth in many communities as new residents learn about all the great things our region has to offer.

Grey County is open for business and offers diverse opportunities across multiple sectors. With an older demographic, Grey County's workforce is aging, offering many job opportunities for skilled workers.



## Stats

**Size:** 4,508 km<sup>2</sup>

**Population:** 100,518

**Average Age:** 45.4 (2016 Census)

**Households:** 51,771

**Average Family Home:** \$279,552

**Regional Unemployment:** 5.4%  
(Dec.2020)

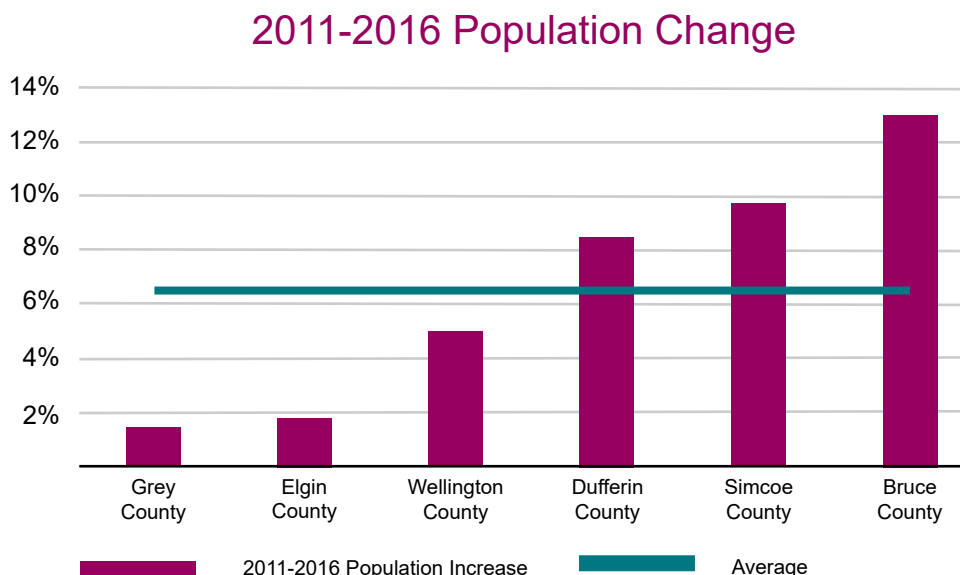




# Growth and Socio-Economic Indicators

## Population Growth

Population growth is a sign of a healthy local economy. During the past census period (2011-2016), Grey County's population growth is lower than peer counties.



## Population Density

Population Density indicates the number of residents living in an area (usually measured by square kilometre). Density readings can lend sight into the age of a County, growth patterns and zoning practices. As illustrated below, Grey has the second lowest population density per km.

A challenge facing Grey County is a large geographic area with low population density. The per household costs for geographically based services such as roads can be significantly higher than more densely populated areas.

Population Density			
Municipality	Estimated 2020 Population	Land Area (km <sup>2</sup> )	Density per km <sup>2</sup>
Elgin County	53,037	1,845	29
Wellington County	98,924	2,661	37
Dufferin County	69,209	1,486	47
Simcoe County	350,762	4,669	75
Bruce County	73,056	4,090	18
<i>Average</i>	128,998	2,950	41
<i>Median</i>	73,056	2,661	37
<b>Grey County</b>	<b>100,518</b>	<b>4,514</b>	<b>22</b>

## Population Age

The age profile of a population and change in demographics can affect expenditures. For example, expenditures may be affected by seniors requiring higher public service costs and families with young children desiring enhanced services for recreational and related programs.

<b>Age Demographics</b>						
<b>Grey County</b>				<b>Ontario</b>		
<b>Age Profile</b>	<b>2011</b>	<b>2016</b>	<b>% Change</b>	<b>2011</b>	<b>2016</b>	<b>% Change</b>
Age 0-19	19,840	19,060	-3.9%	3,167,813	3,096,780	-2.2%
Age 20-44	23,365	23,090	-1.2%	4,410,879	4,458,936	1.1%
Age 45-64	29,855	29,055	-2.7%	3,836,128	3,927,160	2.4%
Age 65+	19,508	22,625	16.0%	1,951,480	2,309,176	18.3%
<b>Total</b>	<b>92,568</b>	<b>93,830</b>	<b>1.4%</b>	<b>13,366,300</b>	<b>13,792,052</b>	<b>3.2%</b>

Source: Stats Canada

<b>Age Profile</b>		
<b>Age Profile</b>	<b>Grey County</b>	<b>Ontario</b>
Age 0-19	20.3%	22.5%
Age 20-44	24.6%	32.3%
Age 45-64	31.0%	28.5%
Age 65+	24.1%	16.7%

Source: Stats Canada

## Weighted Assessment Composition


Another characteristic of a healthy economy is its degree of diversification in its tax base – the strength and mix of its residential, commercial and industrial tax base. A diversified economy tends to be seen as a more resilient economy; if municipal revenues are dependent on just one type or one large ratepayer (e.g. a large business/industry), the local government will have a more difficult time managing in tough economic times.

Residential, multi-residential and farm assessment make up approximately 88.3% of the assessment base in Grey County compared with 87.7% for the average peer County surveyed.

It is more desirable to have a larger share of non-residential assessment as the municipal cost of service is generally lower than residential.

2020 Tax Base Breakdown							
Municipality	Residential	Multi-Residential	Commercial	Industrial	Pipelines	Farmland	Forests
Wellington County	77.2%	1.0%	8.7%	5.3%	0.6%	7.2%	0.1%
Dufferin County	82.3%	2.2%	8.9%	3.7%	0.1%	2.6%	0.2%
Simcoe County	88.4%	0.6%	7.6%	1.7%	0.4%	1.5%	10.0%
<i>Average</i>	82.6%	1.3%	8.4%	3.6%	0.4%	3.8%	3.4%
<i>Median</i>	82.3%	1.0%	8.7%	3.7%	0.4%	2.6%	0.2%
<b>Grey County</b>	<b>82.2%</b>	<b>2.3%</b>	<b>9.2%</b>	<b>2.0%</b>	<b>0.2%</b>	<b>3.8%</b>	<b>0.3%</b>

Source: BMA



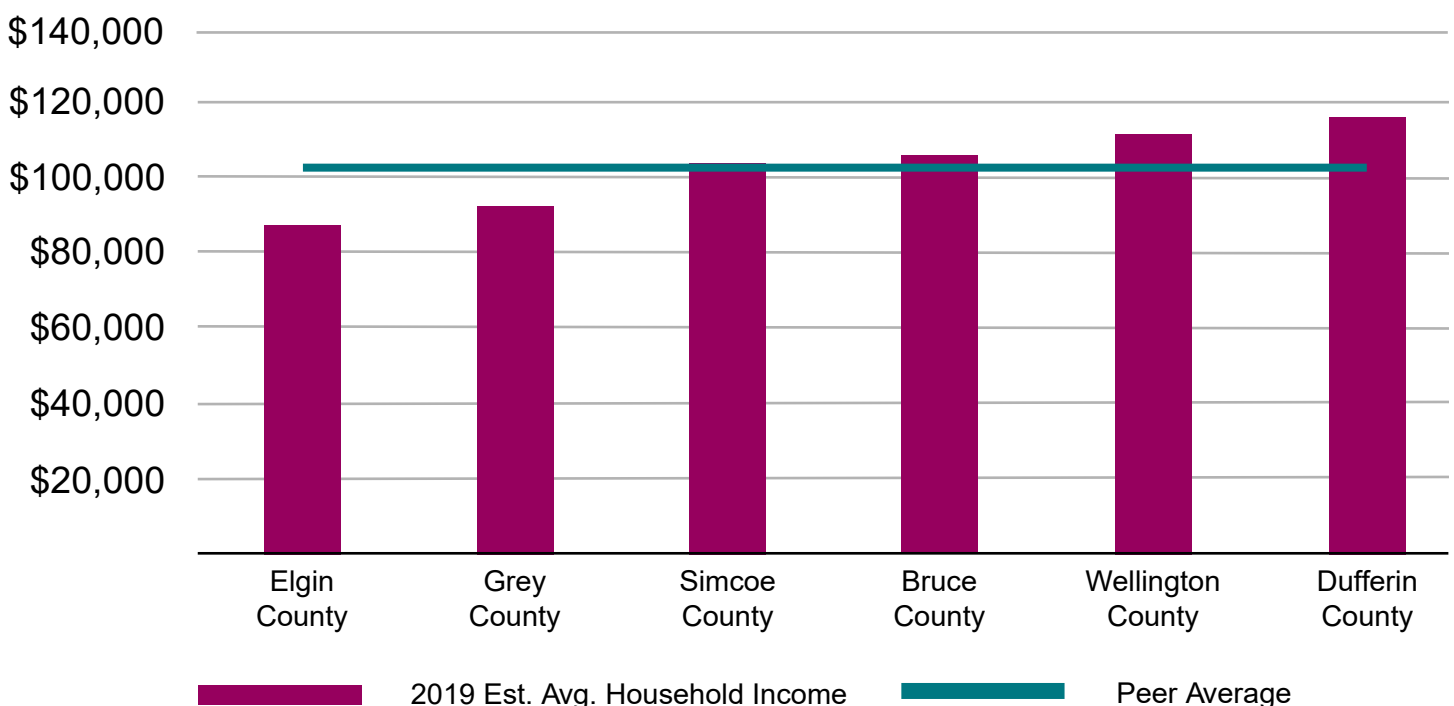


## 2019 Estimated Average Household Income

Average household income is one measure of a community's ability to pay for municipal services. Credit rating agencies use this indicator as an important measure of a municipality's ability to repay debt.

As illustrated in the chart, average household income in Grey County is lower than the peer average.

### 2019 Est. Avg. Household Income



Source: BMA Municipal Study



## Reserves / Debt / Financial Position

### Reserve / Reserve Funds

Reserve/Reserve Funds are established by Council to assist with long-term financial stability and financial planning. By maintaining reserves, the County can accumulate funds for future or contingent liabilities; a key to long-term financial planning practices. They also provide a cushion to absorb unexpected shifts in revenues and expenditures. Credit rating agencies consider municipalities with higher reserves more advanced in their financial planning.

### Debt

Debt is an important indicator of the County's financial health and is an appropriate way of financing longer life term items, especially new assets or corporate initiatives that are not fully recovered through development charges since future taxpayers, that receive the benefit, will also pay through future debt charges. However, when debt levels get too high, it compromises the County's flexibility to fund programs and services.

### Financial Position

Financial Position of the County is important to consider as this takes into consideration the County's total assets and liabilities.

## Reserves / Debt / Financial Position

Maintaining sufficient reserves and reserve funds are a crucial component of a municipality's long-term financial plan. The purposes for maintaining reserves are:

- to provide stabilization in the face of variable and uncontrollable factors (growth, interest rates, changes in subsidies) and to ensure adequate and sustainable cash flows;
- to provide financing for one-time or short-term requirements without permanently impacting the tax rates, thereby reducing reliance on long-term debt;
- to make provisions for replacement of capital assets to sustain infrastructure;
- to provide flexibility to manage debt levels and protect the County's financial position; and
- to provide for future liabilities incurred in the current year, but paid for in the future.

Grey County maintains numerous Discretionary and Obligatory Reserve / Reserve Funds.

**Obligatory Reserve Funds** are created whenever a statute requires revenue received for special purposes to be segregated from the general revenues of the municipality. Obligatory reserve funds can only be used for their prescribed purpose. Examples include Development Charges Reserve Funds and Federal Gas Tax Funds.

**Discretionary Reserve Funds** are established, based on Council direction, to finance future expenditures for which the County has the authority to spend money or to provide for a specific contingent liability.

## Discretionary Reserves / Reserve Funds as a % of Taxation

Reserve funds play an important role in the County's finances and provide a strong indicator of the County's overall financial health.

As shown in the chart, Grey County's discretionary reserves as a percentage of taxation are above the survey peer average.

<b>Discretionary Reserves/Reserve Funds as a % of Taxation</b>				
<b>Municipality</b>	<b>2016</b>	<b>2017</b>	<b>2018</b>	<b>2019</b>
Elgin County	32%	48%	44%	27%
Bruce County	57%	58%	52%	57%
Dufferin County	59%	66%	71%	80%
Wellington County	75%	79%	84%	88%
Simcoe County	69%	87%	96%	106%
<i>Average</i>	<i>58%</i>	<i>68%</i>	<i>69%</i>	<i>72%</i>
<i>Median</i>	<i>59%</i>	<i>66%</i>	<i>71%</i>	<i>80%</i>
<b>Grey County</b>	<b>87%</b>	<b>85%</b>	<b>87%</b>	<b>89%</b>

Source: Financial Information Returns

<b>Grey County Reserve and Reserve Fund Balances</b>							
	<b>2019 Year-End Balance</b>	<b>2020 Projected Contribu- tions</b>	<b>2020 Projected Withdrawls</b>	<b>2020 Projected Year-End Balance</b>	<b>2021 Projected Contribu- tions</b>	<b>2021 Projected Withdrawls</b>	<b>2021 Projected Year-End Balance</b>
Working Funds	\$1,930,800	\$0	\$0	\$1,930,800	\$0	\$0	\$1,930,800
Current Purposes	\$13,868,000	\$1,611,700	-\$1,924,800	\$13,554,900	\$1,121,700	-\$4,803,400	\$9,873,200
Capital Purposes	\$36,246,300	\$5,860,300	-\$8,582,300	\$33,524,300	\$7,245,000	-\$13,179,000	\$27,590,300
<b>Discretionary Total</b>	<b>\$52,045,100</b>	<b>\$7,472,000</b>	<b>-\$10,507,100</b>	<b>\$49,010,000</b>	<b>\$8,366,700</b>	<b>-\$17,982,400</b>	<b>\$39,394,300</b>

## Obligatory Reserve Funds

An obligatory reserve fund is created when a provincial statute requires that revenue for special purposes be segregated from the general revenues of the municipality. Obligatory reserve funds are to be used solely for the purpose prescribed for them by statute. The following summarizes the Obligatory Reserve Funds:

1. Federal Gas Tax – Funds received from the Federal Government are used to support capital asset replacement. The balance in this reserve fund is projected to be \$3.7 million at the end of 2020. The County has used Federal Gas Tax Funds primarily for roads capital.
2. Development Charges – These funds are restricted by the Development Charges Act that dictates these funds are to be used for the recovery of growth-related capital expenditures. The Development Charges Reserve Funds have grown significantly from 2015-2020 from \$3.6 million to \$14.9 million.

Obligatory Reserve Funds (in \$000s)							
Obligatory Reserve Fund Balances	2015	2016	2017	2018	2019	2020 (Projected)	2021 (Projected)
Development Charges	\$3,585	\$4,462	\$6,408	\$7,805	\$10,009	\$14,863	\$18,121
Federal Gas Tax	\$2,349	\$2,562	\$3,034	\$2,586	\$5,413	\$3,683	\$2,854
Obligatory Total	\$5,934	\$7,024	\$9,442	\$10,391	\$15,422	\$18,546	\$20,975





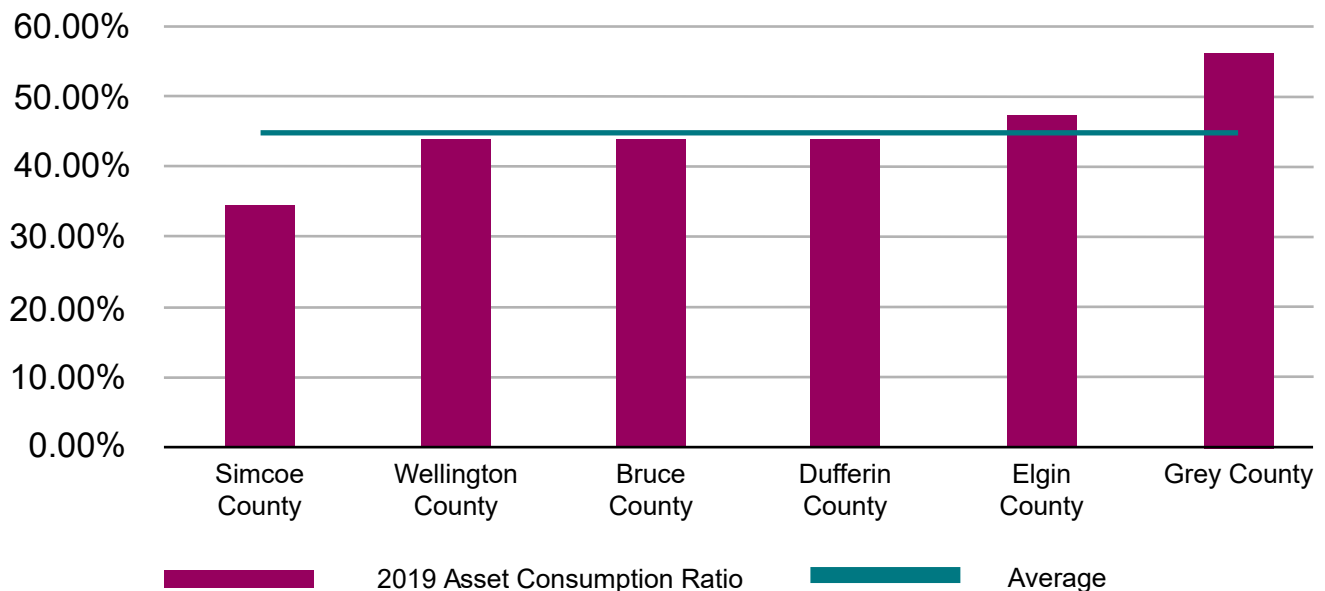
## Asset Consumption Ratio

The asset consumption ratio shows the written down value of the tangible capital assets relative to their historical costs. The ratio highlights the relative age of the assets and the potential timing of asset replacements.

As shown below, the County's asset consumption ratio is higher than the peer average, reflecting potentially greater replacement needs in the short to mid term than other Counties with a lower asset consumption ratio. This indicates a need for increased capital spending and healthier capital replacement reserves.

The County in 2019 updated the Tangible Capital Asset Accounting Policy so the County's financial statements accurately represent the County's physical assets. It is important that the useful lifespans in the policy approximate the real useful lifespans of the County's assets as this affects the amount of depreciation recorded. Many of the County's assets have been updated with longer useful lifespans and this will create a lower amount of amortization and reduce the asset consumption ratio and will, over time, improve the appearance of the financial health of the County. The Asset Consumption Ratio will need to be monitored in the future to ensure improvements to this ratio are occurring.

## 2019 Asset Consumption Ratio



Source: BMA Municipal Study

## Debt Management / Debt Indicators

Municipalities have limited options with respect to raising funds to support municipal programs and services. Grey County, similar to all municipalities across Ontario, is facing increasing infrastructure backlogs, funding gaps, and increasing financial pressures in infrastructure management. Issuance of debt is an efficient use of available financial resources; however, the issuance of debentures commits municipalities to enter into long-term commitments that require principal and interest payments over the life of the debentures.

The Province, through the Ministry of Municipal Affairs and Housing, established debenture limits for all municipalities such that no more than 25% of total own source revenues can be used to service debt on an annual basis. If the County were to reach this limit, future operating budgets would be severely constrained or tax and other revenues would have to increase significantly.

As shown in the chart below, the County's debt charges as a % of tax own source revenues is at 0.9%, lower than the peer survey average. The debt to reserve ratio provides a measure to compare the total debt to the total reserve balances. Generally, the benchmark suggested by credit rating agencies for this ratio is 1:1 or that debt should not exceed total reserve and reserve fund balances.

As of December 31, 2019, the County Tax Supported debt totals \$3.9 million. These debt indicators will significantly change with the County entering into debentures for any long term care redevelopment projects.

Debt Management Indicators				
Municipality	Tax Debt Charges as % of Own Source Revenue	Tax Debt Outstanding per Capita	Debt Outstanding % of Own Source Revenue	Debt to Reserve Ratio
Elgin County	0.1%	\$37	4.1%	0.2
Simcoe County	1.7%	\$115	18.9%	0.2
Dufferin County	5.6%	\$202	28.5%	0.4
Bruce County	6.3%	\$251	30.7%	0.7
Wellington County	3.3%	\$391	30.8%	0.4
<i>Average</i>	3.4%	\$199	22.6%	0.4
<i>Median</i>	3.3%	\$202	28.5%	0.4
<b>Grey County</b>	<b>0.9%</b>	<b>\$38</b>	<b>5.0%</b>	<b>0.1</b>

**FIR2019: Grey Co**

Asmt Code: 4200

MAH Code: 47000

**Schedule 81  
ANNUAL DEBT REPAYMENT LIMIT**

based on the information reported for the year ended December 31, 2019

**NOTE: THE ESTIMATED ANNUAL REPAYMENT LIMIT IS EFFECTIVE JANUARY 01, 2021****Please note that fees and revenues for Homes for the Aged are not reflected in this estimate.****DETERMINATION OF ANNUAL DEBT REPAYMENT LIMIT**

		1
		\$
	<b>Debt Charges for the Current Year</b>	
0210	Principal (SLC 74 3099 01) . . . . .	633,095
0220	Interest (SLC 74 3099 02) . . . . .	60,005
0299	<b>Subtotal</b>	<b>693,100</b>
0610	Payments for Long Term Commitments and Liabilities financed from the consolidated statement of operations (SLC 42 6010 01) . . . . .	0
9910	<b>Total Debt Charges</b>	<b>693,100</b>

		1
		\$
	<b>Excluded Debt Charges</b>	
1010	Electricity - Principal (SLC 74 3030 01) . . . . .	0
1020	Electricity - Interest (SLC 74 3030 02) . . . . .	0
1030	Gas - Principal (SLC 74 3040 01) . . . . .	0
1040	Gas - Interest (SLC 74 3040 02) . . . . .	0
1050	Telephone - Principal (SLC 74 3050 01) . . . . .	0
1060	Telephone - Interest (SLC 74 3050 02) . . . . .	0
1099	<b>Subtotal</b>	<b>0</b>
1410	Debt Charges for Tile Drainage/Shoreline Assistance (SLC 74 3015 01 + SLC 74 3015 02) . . . . .	0
1411	Provincial Grant funding for repayment of long term debt (SLC 74 3120 01 + SLC 74 3120 02) . . . . .	0
1412	Lump sum (balloon) repayments of long term debt (SLC 74 3110 01 + SLC 74 3110 02) . . . . .	0
1420	<b>Total Debt Charges to be Excluded</b>	<b>0</b>
9920	<b>Net Debt Charges</b>	<b>693,100</b>

		1
		\$
1610	Total Revenues (SLC 10 9910 01) . . . . .	138,311,288
	<b>Excluded Revenue Amounts</b>	
2010	Fees for Tile Drainage / Shoreline Assistance (SLC 12 1850 04) . . . . .	0
2210	Ontario Grants, including Grants for Tangible Capital Assets (SLC 10 0699 01 + SLC 10 0810 01 + SLC 10 0815 01) . . . . .	54,951,792
2220	Canada Grants, including Grants for Tangible Capital Assets (SLC 10 0820 01 + SLC 10 0825 01) . . . . .	694,670
2225	Deferred revenue earned (Provincial Gas Tax) (SLC 10 0830 01) . . . . .	0
2226	Deferred revenue earned (Canada Gas Tax) (SLC 10 0831 01) . . . . .	3,064,865
2230	Revenue from other municipalities, including Revenue for Tangible Capital Assets (SLC 10 1099 01 + SLC 10 1098 01) . . . . .	420,883
2240	Gain/Loss on sale of land & capital assets (SLC 10 1811 01) . . . . .	0
2250	Deferred revenue earned (Development Charges) (SLC 10 1812 01) . . . . .	2,169,271
2251	Deferred revenue earned (Recreation Land (The Planning Act)) (SLC 10 1813 01) . . . . .	0
2253	Other Deferred revenue earned (SLC 10 1814 01) . . . . .	52,942
2252	Donated Tangible Capital Assets (SLC 53 0610 01) . . . . .	0
2254	Increase / Decrease in Government Business Enterprise equity (SLC 10 1905 01) . . . . .	0
2255	<b>Other Revenue (SLC 10 1890 01 + SLC 10 1891 01 + SLC 10 1892 01 + SLC 10 1893 01 + SLC 10 1894 01 + SLC 10 1895 01 + SLC 10 1896 01 + SLC 10 1897 01 + SLC 10 1898 01) . . . . .</b>	<b>110,328</b>
2299	<b>Subtotal</b>	<b>61,464,751</b>
2410	Fees and Revenue for Joint Local Boards for Homes for the Aged . . . . .	0
2610	<b>Net Revenues</b>	<b>76,846,537</b>
2620	<b>25% of Net Revenues</b>	<b>19,211,634</b>
9930	<b>ESTIMATED ANNUAL REPAYMENT LIMIT</b>	<b>18,518,534</b>

For Illustration Purposes Only

Annual Interest Rate

@

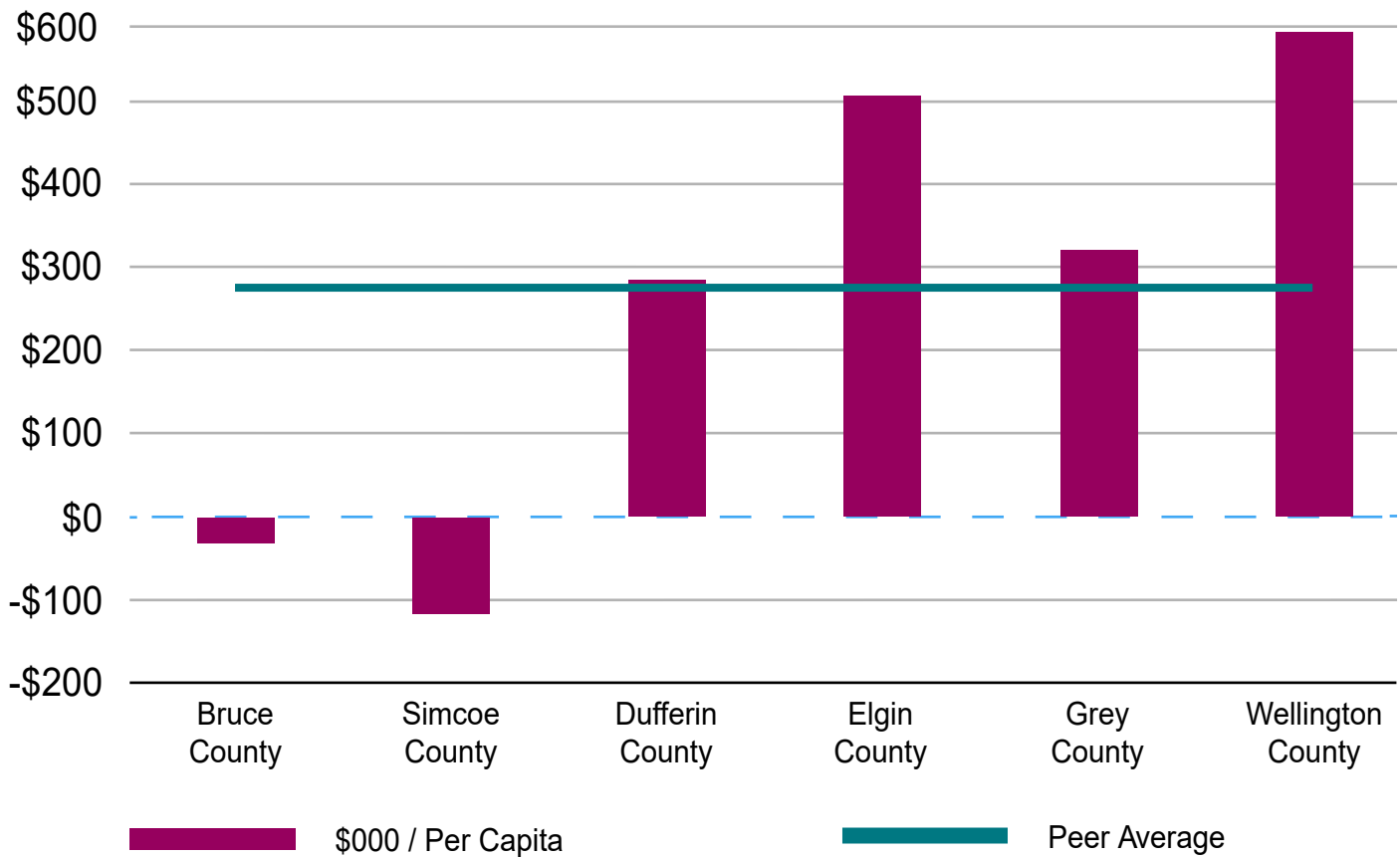
Term

years =

## Financial Position

Financial position is a key indicator of a municipality's financial health. The net financial position is a broader measure of a municipality's indebtedness than debenture debt as it includes all of a municipality's financial assets and liabilities.

### 2019 Financial Position Per Capita



Source: Financial Information Returns





## 2021 Budget – Announced Provincial Funding Reductions 2021-2022

In 2019, in year and future year budget impacts were announced by the Ontario government. These included changes in program funding levels, funding formulas and changes to municipal cost sharing arrangements. A number of these changes that were announced were being implemented over the 2020 to 2022 budget years.

With the impact of the COVID-19 pandemic, the Ontario government has announced the delay of some the previously announced changes in program funding. The following is a summary of the changes that were announced and any updates that have been provided by the Province.

### Health Unit

The Province had announced that a new public health entity was to be formed comprised of Grey, Bruce, Huron and Perth Counties governed by an autonomous board of health. The cost-sharing arrangements with municipalities moved to a 70/30 provincial/municipal cost share in 2020 from the previous 75/25 cost share. The Province had ensured that for 2020 no public health unit would experience an increase above 10 percent of current public health costs and provided one-time mitigation funding. The 2020 Health Unit budget was developed with no budget increase for 2020 with the use of the Health Unit's 2019 surplus and the use of Provincial one-time mitigation funding.

In recognition of the resources needed by public health units to be able to respond to COVID-19, the Province announced that it was extending the one-time mitigation funding to 2021. The Grey Bruce Public Health Unit has indicated that with the receipt of this funding announcement received from the Ministry of Health that there will be a 0% increase to the County portion of funding for 2021.

This announcement defers the estimated cost sharing municipal impact of \$1,031,483 until 2022, with Grey County's share being \$603,689 and Bruce County's share being \$427,794.

### Ontario Works and Employment Services

The provincial modernization of social services has an impact on the social services budget. Ontario Works provincial funding for administration has been frozen at 2018 actual expenditure levels of \$2,977,900 for 2019, 2020 and 2021 budget years.

In addition to moving Employment Services away from each Consolidated Municipal Service Manager (CMSM) and to a contracted service, the Province is moving forward with a centralized and automated client intake, beginning with 7 prototype sites starting in November 2020. Straight forward applications will be redirected to central intake, while more complex benefits requests will remain with the CMSM for processing.

The Ministry of Children, Community and Social Services (MCCSS) has confirmed that the 2021 budget is being kept at 2020 baselines to provide stability and opportunity to respond to shifting priorities and client needs. Staff have worked on reducing expenditures in the Ontario Works budgets in order to try and meet ministry expenditure levels. Employment Transformation and the centralizing of Intakes are expected to impact the Ontario Works Administration budget by a minimum of a 20 percent reduction in funding in 2022.

## Child Care

Child Care funding changes were announced in 2019 to be phased in over a three-year period starting in January 2020. On January 1, 2021, the County of Grey (CMSM) was to have been required to cost-share Expansion Plan operating funding at a rate of 80/20 provincial/municipal, and CMSMs were to be required to cost share all administrative funding at a rate of 50/50.

This would have required the County to provide an additional \$63,800 in funding related to the cost sharing of the administrative funding for the various Child Care programs, which had previously been funded 100% by the province.

As well, for the County to maintain and utilize all of the ministry's 2021 expansion funding of \$961,000, a municipal contribution of \$234,300 would be required. In addition to supporting the 361 new childcare spaces that have been created since 2017, there are several retrofit or expansion capital projects scheduled to go forward in 2021 and these will be seeking support from the County through the expansion funding.

On January 1, 2022, the threshold for the allowable administrative funding CMSMs can spend on childcare will be reduced from 10% to 5% and this would require an estimated \$232,700 in additional municipal funding.

The Province announced on November 27, 2020, due to the current unique circumstances resulting from COVID-19, the ministry will provide a one-time transition grant of \$49M to CMSMs in 2021 to offset and assist with the new required cost share for provincial child care administration, and that CMSMs will continue to cost share Expansion Plan operating funding at a rate of 80/20 provincial/municipal. However the Expansion Plan cost share for 2021 will remain voluntary and will not be required.

## Provincial Funding Changes

Department	Funding Formulas and Cost Sharing Changes	2022 Budget Impacts
Health Unit	Mitigated with Provincial One-Time Mitigation Funding	\$603,689
Ontario Works and Employment Services	Employment Transformation expected to impact Ontario Works budget by a minimum of a 20 percent reduction in 2022.	Actual Funding Amounts Not Yet Announced
Child Care	Mitigated with One-Time Transition Grant and Expansion Plan cost share for 2021 remaining voluntary and will not be required. Administration threshold to be reduced from 10% to 5% was originally announced to be implemented in 2022.	\$530,800
<b>TOTAL</b>		<b>\$1,134,489</b>

## Staffing Levels

Grey County FULL-TIME EQUIVALENT								Net of Grants or Other Funding
Department/Division	FTE	Student	Budget	FTE	Student	Budget	Inc/(Dec)*	
CAO	2.0	-	2.0	2.0	-	2.0	-	
Communications	3.3	-	3.3	3.8	-	3.8	0.5	(0.2) FTE temporary reduction 0.7 FTE Communications Assistant
Clerk	4.5	-	4.5	4.5	-	4.5	-	
Emergency Management	1.3	-	1.3	1.3	-	1.3	-	
Finance	10.0	0.3	10.3	11.0	0.3	11.3	1.0	1.0 FTE Financial Analyst 1.0 FTE Payroll Supervisor
Human Resources	10.0	0.3	10.3	11.0	-	11.0	0.7	(0.3) FTE Student
Legal Services	1.5	-	1.5	1.5	-	1.5	-	
Information Technology	13.2	0.6	13.8	13.2	0.6	13.8	-	
Property	3.0	0.3	3.3	3.0	0.3	3.3	-	
Provincial Offences	7.5	0.3	7.8	7.5	0.3	7.8	-	
Planning	7.0	-	7.0	7.0	-	7.0	-	
Economic Development	8.2	-	8.2	9.0	-	9.0	0.8	(0.6) FTE Temporary Reduction 1.4 FTE Contracts - Full and part time position funded by Local Immigration Partnership Grant
Tourism	1.0	-	1.0	1.0	0.6	1.6	0.6	0.6 FTE Student
Grey Roots	12.8	3.4	16.2	12.3	3.8	16.1	(0.1)	0.1 FTE Contract - Funded by Young Canada Works Grant 0.4 FTE Student (0.6) FTE Heritage Interpreter - Temporary Reduction 0.2 FTE Museum Manager - Reorganization (0.2) FTE Administrative Assistant - Reorganization
Ontario Works & Child Care	52.2	0.3	52.5	50.1	0.3	50.4	(2.1)	(1.0) FTE OW Team Assistant (0.3) FTE OW Manager - Temporary Reduction (0.8) FTE Part Time Van Driver
Housing	30.5	0.3	30.8	31.5	0.3	31.8	1.0	1.0 Community Relations Worker funded by CHPI
LTC Administration	5.0	-	5.0	5.0	-	5.0	-	
Grey Gables	67.5	-	67.5	71.7	-	71.7	4.2	0.3 FTE Dietary Aide 1.8 FTE PSW 1.8 FTE Programs 0.3 FTE RN
Lee Manor	142.6	-	142.6	143.5	-	143.5	0.9	0.2 FTE RPN 0.4 FTE Scheduler 0.3 FTE RN
Rockwood Terrace	95.0	-	95.0	96.3	-	96.3	1.3	0.2 FTE Laundry Aide 0.4 Programs 0.4 FTE Office Clerk 0.3 FTE RN
Paramedic Services	102.6	-	102.6	107.9	-	107.9	5.3	4.8 FTE Response time enhancement to provide night coverage 7 days a week at Chatsworth station 0.4 increase in full time Paramedic vacation entitlement 0.20 FTE additional training day (0.1) FTE decrease from leap year hours
Transportation Services	67.0	0.6	67.6	67.0	0.6	67.6	-	
<b>Total</b>	<b>647.7</b>	<b>6.4</b>	<b>654.1</b>	<b>661.1</b>	<b>7.1</b>	<b>668.2</b>	<b>14.1</b>	<b>13.0</b>



## 2021 Budget – Service Levels, New Initiatives and Staffing Level Changes

The 2021 budget has been developed with the costs of maintaining current programs at current service levels. The 2021 budget also has been drafted with additional resources to maintain and improve service levels, along with funding for new initiatives. The following is a recap of the 2021 budgeted service level changes, new initiatives, and staffing level changes that have been included in the 2021 budget:

2021 Budget Addition	Details	2021 Budgeted Cost
<b>Corporate Administration</b>	Payroll and Benefits Supervisor	\$92,700
	Financial Analyst	\$97,900
	Capital reserve funding for future IT Security Audits on the County's IT network	\$22,000
<b>Economic Development</b>	Grey Transit Route (GTR) to support transportation route running between Flesherton, Durham, Hanover and Walkerton along Grey Road 4	\$91,700
<b>Housing</b>	Creation of an Affordable Housing Fund	\$1,110,500
	Implementation of County provided Internet in Grey County Housing Buildings	\$24,300
<b>Long-Term Care</b>	Additional Staffing to focus on direct resident care, human resources challenges in the sector, and infection prevention	\$388,800
<b>Paramedic Services</b>	Response Time Enhancements – Chatsworth Base	\$341,500
	Enhancement to CadLink software	\$32,900
	Capital reserve funding contribution towards the debenture for the build of a future Durham station on the new Rockwood Terrace site	\$21,300
<b>Transportation Services</b>	Asset Management Plan – 1% Levy Increase	\$598,100
	Additional Software Modules Licencing – Work Management and Asset Management Software	\$36,200
	Transfer to reserve to fund future Stormwater Sewer Inspections	\$35,000
<b>TOTAL</b>		<b>\$2,892,900</b>

## 2021 Budget – COVID-19

The COVID-19 pandemic has had a significant impact on the finances and operations of the County of Grey. Expenditures related to COVID-19 have increased as a result of provincial directives that have been received from either the Ministry of Long-Term Care, Ministry of Health, or the Chief Medical Officer of Health for Ontario. This has included increased spending related to additional staff, personal protective equipment, cleaning supplies, equipment to support infection prevention and control measures, and screen and testing initiatives.

Due to the measures that must be taken to mitigate the impact of COVID-19 on the public's health and financial well-being, all levels of government have stepped up to provide assistance. These upper level funding impacts have been included in the 2021 budget. Additional funding is expected from upper levels of government to support the County's COVID-19 impacts and recovery and any future funding announced will be reported to Council.

The expenditures and funding estimated in the 2021 budget for COVID-19 has been based on 2020 expenditures and 2020 department specific announced funding. Where COVID-19 departmental specific funding is projected to not be sufficient to fund these 2021 COVID-19 operating costs, the allocation of funding from the Federal-Provincial Safe Restart – Municipal Operating Funding has been allocated to assist with these expenditures and pressures.

The table below presents a summary of the COVID-19 related funding announcements.

**COVID-19 - Various Relief Funding**

	Covid-19 Prevention and Containment Funding	Temporary Pandemic Pay	Social Services Relief Funding - Phase 1	Fed./Prov. Safe Restart Agreement - Municipal Operating Funding - Phase 1	Fed./Prov. Safe Restart Agreement - Municipal Operating Funding - Phase 2	Fed/Prov. Agreement - Safe Restart Funding - Child Care	Social Services Relief Funding - Phase 2	Social Services Relief Funding - Phase 2 +	Museums Assistance Program - Covid- 19 Emergency Support Fund	Infection Prevention and Containment (IPAC) Minor Capital Funding	Infection Prevention and Containment Personnel and Training	Personal Support Worker Temporary Wage Enhancement	Total COVID-19 Funding
<b>Funding Announced</b>	\$1,106,600	\$1,943,400	\$2,312,900	\$3,088,500	\$619,000	\$954,300	\$793,300	\$433,900	\$100,000	\$266,800	\$119,900	\$702,900	<b>\$11,618,700</b>
<b>2020 Funding Projected to be Utilized</b>													
Long-Term Care	\$1,106,600	\$1,110,700		\$772,700						\$26,900		\$351,500	<b>\$3,016,900</b>
Paramedic Services		\$308,300		\$653,900									<b>\$962,200</b>
Housing		\$48,600	\$1,734,700										<b>\$1,783,300</b>
Child Care						\$477,200							<b>\$477,200</b>
Corporate Adminsitration				\$86,100									<b>\$86,100</b>
Planning & Community Development				\$5,400									<b>\$5,400</b>
<b>Sub-Total</b>	<b>\$1,106,600</b>	<b>\$1,467,600</b>	<b>\$1,734,700</b>	<b>\$1,518,100</b>	<b>\$0</b>	<b>\$477,200</b>	<b>\$0</b>	<b>\$0</b>	<b>\$0</b>	<b>\$26,900</b>	<b>\$0</b>	<b>\$351,500</b>	<b>\$6,331,100</b>
<b>Remaining Funding Projected to be Utilized in 2021</b>	<b>\$0</b>	<b>\$0</b>	<b>\$578,200</b>	<b>\$1,570,400</b>	<b>\$619,000</b>	<b>\$477,100</b>	<b>\$793,300</b>	<b>\$433,900</b>	<b>\$100,000</b>	<b>\$239,900</b>	<b>\$119,900</b>	<b>\$351,400</b>	<b>\$4,811,800</b>
<b>Remaining Funding to be Returned to Province</b>		<b>\$475,800</b>											<b>\$475,800</b>
<b>2021 Funding Projected to be Utilized</b>													
Long-Term Care	\$1,322,000			\$661,000						\$239,900	\$119,900	\$351,400	<b>\$2,222,900</b>
Paramedic Services				\$430,600									<b>\$430,600</b>
Housing			\$578,200				\$793,300	\$433,900					<b>\$1,805,400</b>
Child Care						\$477,100							<b>\$477,100</b>
Corporate Administration				\$50,000									
Economic Development				\$85,000									<b>\$85,000</b>
Grey Roots									\$100,000				
<b>Sub-Total</b>	<b>\$1,322,000</b>	<b>\$0</b>	<b>\$578,200</b>	<b>\$1,226,600</b>	<b>\$0</b>	<b>\$477,100</b>	<b>\$793,300</b>	<b>\$433,900</b>	<b>\$100,000</b>	<b>\$239,900</b>	<b>\$119,900</b>	<b>\$351,400</b>	<b>\$5,171,000</b>
<b>Remaining Funding</b>	<b>(\$1,322,000)</b>	<b>\$0</b>	<b>\$0</b>	<b>\$343,800</b>	<b>\$619,000</b>	<b>\$0</b>	<b>\$0</b>	<b>\$0</b>	<b>\$0</b>	<b>\$0</b>	<b>\$0</b>	<b>\$0</b>	<b>(\$359,200)</b>

## Sources of Municipal Revenue

### Principles Guiding Revenue Collection and Allocation

The County's expenditures, less revenue from federal and provincial levels of government and other sources, determine the annual amount to be raised from taxation or the annual tax levy. The levy is distributed based on the upper-tier (County) tax rates, based on the distribution of property assessment across the County. Each local member municipality issues tax bills and collects all property taxes for municipal and education purposes, including the County's portion of the tax bill. Member municipalities remit the County portion of the tax bill to the County and these funds are shown as revenue in the County budget.

Administration costs such as WSIB self-insured costs, Information Systems, etc. are allocated proportionately to each department. The charge out amount shows as a credit, or a revenue source in the operating budget of the administrative budget. This is done to present the true cost of the service, and to maximize cost sharing opportunities for these costs, where these opportunities exist with the province and other municipalities.

For Social Housing, Child Care, Long-Term Care and Paramedic Services, user fees are regulated by the Province. The Province, as part of the Ministry's funding agreements, also requires service targets to be achieved in order to receive provincial funding amounts. Once the required service target or level of service has been achieved, any increase in these levels of service would be at the discretion of the County.

Where the County's services and infrastructure were developed using tax revenues, a user fee may be charged, such as the costs of creating 911 signage in the County's Transportation Services Sign Shop for local member municipalities. This revenue has been based on a nominal cost recovery model.

County staff make every effort to take advantage of grant funding when it is made available.

End of life or surplus County assets that are not of interest to a local municipality, or a County department, may be disposed of using a public process that takes into consideration the type of materials being disposed of and the cost-benefit to the County. An example of this is the use of a public auction website such as Gov Deals in order to maximize revenue received and to ensure bidders have fair access to these opportunities.



## Revenue Sources

Revenues can be described or considered as income to the municipality. They are typically used to pay for the services that residents of your municipality receive. Some examples of revenue that municipalities receive include:

- Property taxes
- Payments in lieu of taxes
- Conditional and unconditional grants
- User fees and charges for services, such as recreational and cultural facilities
- Fees for licenses, permits and rents
- Fines and penalties
- Investment income
- Development charges, which are subject to provincial legislation which regulate how the revenue from these charges can be used

Payments in lieu of taxes are payments made to municipalities for certain properties exempt from municipal taxation, such as certain property owned by the province or federal government.

## Departmental Budgets - Revenue Sources

### Council

The Council budget is primarily funded from taxation. For budget years where one-time expenditures are occurring, such as computer hardware purchases, these purchases are funded from reserve.

### Administration Departments

Investment income is revenue that is earned on cash and investments that the municipality has made. Other sources of revenue would be funding from reserves for one-time expenditures, such as the Community Safety and Well-Being project, which also includes other municipal revenue from the County of Bruce, a participating municipal member in this project. Salary recoveries is revenue received from Local Municipalities for GIS services.

Revenue from fees and services as per the County's Fees and Services By-law provide Admin. Services revenue for such items as photocopying, commissioning of documents, rental on communication towers, and other miscellaneous charges.

### Information Services

The Information Services budget reflects the costs of keeping the County's network infrastructure up and running. This budget is primarily funded by an inter-functional charge to each department. Other miscellaneous revenue is budgeted from the sale of assets and reserve funding for one-time expenditures.

## Workers' Compensation and Weekly Indemnity (Short-Term Disability)

The Workers' Compensation and Weekly Indemnity budgets are self-insured plans. Premiums are charged to each applicable department and shown as a credit or revenue in these budgets to offset the actual costs of WSIB claims, medical expenses, admin. fees, paid compensation, insurance, etc.

## County Property

The County Property budgets contain the revenue and expenditures for the County Administration building and Morrison Building. Building revenue from the rental of the Morrison building to the Canadian Mental Health Association (G&B House) along with cost recoveries for maintenance work is a source of revenue in this budget.

As well, an Interfunctional Rent charge is recorded in the Property budget as a source of revenue. This allocates an expense out to the Provincial Offences Court, Ontario Works, and Child Care budgets which are programs that are cost shared with municipal partners or the province.

## Provincial Offences

Provincial Offences are regulatory (non-criminal) offences and municipal by-law fines that include, but are not limited to:

- Speeding, careless driving, or not wearing a seat belt
- Failing to surrender an insurance card or possessing a false or invalid insurance card
- Intoxicated in a public place or selling alcohol to a minor
- Trespassing or failing to leave premises after being directed to do so
- Occupational Health and Safety Act and Ministry of Environment violations
- Noise, taxi and animal care municipal by-laws

The majority of the Provincial Offences revenue is based on fines where the set fine rate is regulated by the Province. Fine or ticket revenue is difficult to predict as the County has no control over the amount of tickets issued, paid or the fine rates (amounts). Fine revenue includes amounts paid for tickets issued in other jurisdictions that are then remitted to the appropriate municipality as well as victim fine surcharge which is payable to the Ministry of the Attorney General. The County operates the Provincial Offences courts for both Grey and Bruce counties. The net revenue from the operations is cost shared on the basis of population.

## Taxation and Grants

Supplementary taxation revenue is revenue provided by the local municipality issuing a supplementary tax bill that reflects a change in the tax amount owed as a result of changes in the property's assessed value. Supplementary tax bills will be issued if:

- House was recently built, and the property was only assessed as vacant land
- New building constructed on a business property
- Renovations or improvements such as an expansion, pool, or separate out buildings that have increased the assessed value of the property
- Use of all or part of the property has changed, resulting in a change to the property tax class

Supplementary taxation has been calculated based on MPAC's preliminary new assessment forecast report and multiplying this new assessment by the County's tax rate.

### Planning and Development

The majority of the revenue budgeted in the Planning Department budget is revenue from Official Plan Application Fees and Application Fees for the Plan of Subdivision/Condominiums. The planning application fees were reviewed and updated as part of the County's Fees and Services By-law update in 2020. The revenue collected from application fees is to capture an average cost for staff time and resources to review and process a standard application.

Revenue earned from Civic Addressing is funding that has been invoiced to Lower Tier Municipalities for the costs of creating 911 signage in the County's Transportation Services Sign Shop. This revenue has been based on a cost recovery model.

### Agriculture

Revenue is budgeted from reserve for one-time or carry forward expenditures. Also permit fees are collected based on a cost recovery model for Minor Exemptions under the Forest Management By-law (i.e. applications to 'clear-cut' trees).

### Forestry

Sale of Forestry Products is the main source of revenue in the Forestry budget. This revenue is from the sale of standing timber in the County's forests. This sale is sold by way of procurement staff soliciting quotes for the harvesting and purchase of wood products from the various County forestry tracts.

### Trails

Revenue shown in the Trails budgets is the transferring of reserve funds to off-set non-recurring operating expenditures, such as applying mulch, gravel or stone dust to the County trails or capital rehabilitation and replacements of culverts and bridges along the CP Rail Trail.

## Economic Development

Revenue budgeted in the Economic Development budget includes provincial, federal and local municipalities' funding. This revenue is budgeted based on applications for funding various Economic Development Initiatives. The following are some of the programs in which funding has been budgeted for 2021:

Program	Federal	Provincial	Other Municipalities	Cost Recoveries	Grey County
CanExport Community Investment – Foreign Direct Investment Strategy	\$30,000			\$10,000	\$20,000
Regional Airport Study		\$20,000	\$10,000		\$10,000
Local Immigration Partnership	\$162,100		\$300		\$300
CECI Grant – Investment Training	\$7,500				\$7,500

Economic Development also receives provincial funding for the Business Enterprise Centre and this is based on a funding agreement with the Ministry of Economic Development, Job Creation and Trade. The County has budgeted to receive \$214,500 in provincial funding with the County cost sharing in these programs, with \$49,500 in taxation being included in the 2021 budget.

The Province established the Community Transportation Grant Program to fund municipalities plans to implement and operate intercommunity and local transportation projects. The County's 2021 budget includes \$597,600 in provincial funding for the County's Community Transportation Program. The County has also included taxation funding for the implementation of a transportation route between Flesherton, Durham, Hanover and Walkerton along Grey Road 4 that is outside the grant program.

## Tourism

The Tourism budget is funded primarily from taxation. Provincial Wage Subsidy revenue is budgeted for wage subsidies that are available for the employment of Tourism students. As well, cost recoveries in the amount of \$5,000 has been included for Environics work and helps offset the expenditure for this work.

## Grey Roots

There are several revenue sources included in the Grey Roots budget. Grey Roots makes application each year to the Ministry of Tourism, Culture and Sport for a Community Museum Operating Grant that provides \$63,500 in provincial funding. To receive this funding, Museums that operate year-round or seasonally are required to meet both the criteria set out in accordance with Regulation 877, "Grants for Museums" under the Ontario Heritage Act and the Ministry's Standards for Community Museums in Ontario. This grant funding has been frozen at the \$63,500 level since 2015.

For 2021 a federal conditional grant of \$100,000 has also been budgeted in the 2021 budget and is one-time COVID relief funding under the Museum Assistance Program – COVID-19 Emergency Support Fund.

Revenue is also budgeted to be received from admissions, building rentals, donations, memberships, retail sales, education groups, day camps, and special events. These revenues are established by the rates included in the Fees and Services By-law.

## Ontario Works and Child Care

### Ontario Works – Social Assistance

The Social Assistance benefit budget is funded 100% by the province, with the only levy impact being for non-shareable expenditures and the Homemakers program. These non-shareable expenditures include dental reimbursements and funerals for Non-Social Assistance Recipients.

### Ontario Works – Administration and Employment Program

Ontario Works is an employment based provincially mandated program that is cost shared with the province. The administration component of the Ontario Works Program is cost shared on a 50/50 basis. The Employment Support Program is 100% Provincially funded up to a cap of \$1,220,000 with the remaining expenses shared on a 50/50 basis. The Province has frozen the Ontario Works Administration and Employment Support budgets at the 2018 actual expenditure levels with no funding level increases.

### Child Care

The Minister of Education has funded the various child care programs as per the Ministry's transfer payment agreement. Grant funding is based on various levels of cost sharing and these are detailed in the Child Care Allocations Summary below.

#### Child Care Allocations Summary

<b>Programs</b>	<b>Provincial</b>	<b>Municipal</b>
<b>Core Services Delivery Operating Allocation</b>		
• Core Services Delivery – 100/0	\$826,166	\$0
• Core Services Delivery – 80/20	\$3,303,256	\$825,814
• Core Services Delivery – Admin. – 50/50	\$140,220	\$140,220
• Core Services Delivery – 100% Municipal	\$0	\$800
<b>Total - Core Services Delivery</b>	<b>\$4,269,642</b>	<b>\$966,834</b>
<b>Special Purpose Operating Allocation</b>		
• Language	\$97,890	
• Indigenous	\$38,636	
• Cost of Living	\$178,374	
• Rural	\$681,661	
• Capacity Building	\$41,533	
• Repairs and Maintenance	\$14,698	
• Utilization Adjustment	(\$4,032)	
<b>Total – Special Purpose</b>	<b>\$1,048,760</b>	
<b>Other Allocations</b>		

• Small Water Works	\$14,671	
• Wage Enhancement/Home Child Care Enhancement Grant (HCCEG)	\$1,241,082	
• Wage Enhancement/HCCEG Administration	\$53,706	
• Expansion Plan	\$1,219,274	
• Early Learning and Child Care Agreement (ELCC)	\$524,127	
• Base Funding for Licensed Home Child Care (LHCC)	\$262,200	
<b>Total – Other Allocations</b>	<b>\$3,315,060</b>	
<b>Total CHILD CARE ALLOCATION</b>	<b>\$8,633,462</b>	<b>\$966,834</b>
<b>EarlyON Allocation</b>		
• EarlyON Child and Family Centres & Early Years Planning and Data Analysis Services	\$748,878	
• EarlyON Child and Family Centres – ELCC	\$298,100	
• EarlyON – 100% Municipal	\$0	\$167,500
<b>Total – EarlyON ALLOCATION</b>	<b>\$1,046,978</b>	<b>\$167,500</b>
<b>Indigenous-Led Child Care and Child Family Programs</b>		
• M'Wikwedong Native Cultural Resource Centre	\$72,221	\$0
<b>TOTAL OF ALL CHILD CARE ALLOCATIONS</b>	<b>\$9,752,661</b>	<b>\$1,134,334</b>

### Child Care – Mitigation Funding

A revised child care formula was introduced in 2013 that resulted in a reduction of child care funding for the County of Grey. Mitigation funding was provided by the Ministry to assist the County and community agencies to transition to the new child care funding formula and new service levels. The Ministry requires any current shortfall in ministry funding be offset with the use of Mitigation funding, until this has funding has been fully utilized. The Mitigation funding reserve has a projected 2020 year-end balance of \$716,332.

### Housing

The Housing budget contains a number of revenue sources such as Reserve Funding, Provincial and Federal Conditional Grant funding, and Current Tenant Rent.

Reserve funding is budgeted for one-time project and capital rehabilitation and replacement projects.

Provincial funding allocations, as announced by the Ministry of Municipal Affairs and Housing, has been included in the 2021 budget, in the amount of \$7,296,400 to fund the following programs:

- Investment in Affordable Housing – Rent Supplement - \$168,000
- Canada-Ontario Community Housing Initiative (COCHI) - \$2,464,000
- Ontario Priorities Housing Initiative - \$1,332,600
- Indigenous Housing Support Program - \$72,000
- Community Homelessness Prevention Initiative - \$1,888,300
- Social Services – Relief Funding (COVID) – \$1,371,500



This funding is flowed out to the various community providers and is funded 100% by the province with no municipal levy funds being required.

Federal social housing funding allocations for the years 2021 to 2032 are calculated based on the costs of individual social housing projects transferred to each Service Manager at the time of devolution.

The federal funding for those years reflects:

- The same level of federal funding for individual projects as it was for the 2020 period; and
- Removal of funding for projects that have had mortgages/debentures mature or operating agreements terminated.

### **Ministry of Municipal Affairs & Housing**

#### **Annual Apportionment of Federal Funds by Social Housing Program**

<b>Programs</b>	<b>2021</b>	<b>2022</b>	<b>2023</b>	<b>2024</b>	<b>2025</b>	<b>2026</b>	<b>2027</b>	<b>2028</b>
Previously Provincial Administered and Federal/Provincial Cost Shared	\$655,093	\$568,732	\$355,412	\$207,563	\$157,392	\$90,948	\$50,309	\$0
Prior Federal Administered and Funded	\$57,824	\$57,824	\$57,824	\$57,824	\$53,006	\$0	\$0	\$0
Untargeted SHA Funding	\$148,695	\$115,054	\$135,581	\$96,046	\$65,234	\$18,662	\$22,017	\$0
<b>Total Federal Funding</b>	<b>\$861,612</b>	<b>\$741,610</b>	<b>\$548,817</b>	<b>\$361,433</b>	<b>\$275,632</b>	<b>\$109,610</b>	<b>\$72,326</b>	<b>\$0</b>

As well, under the Canada – Ontario New Affordable Housing Program, the Federal Government has provided \$90,796 annually for 25 years for the Owen Sound Municipal Non-Profit Housing Corporation's Bluewater Ridge project.

Current Tenant Rent revenue is based on Provincial regulated rent scales:

### **Rent-Geared-to-Income Housing**

The maximum rent charge for a unit is determined by the local housing service manager.

The amount of rent for an RGI housing unit is determined using a social assistance rent scale of 30% of the benefit unit's gross monthly income.

Rent scales are used to determine the amount of rent payable for benefit units receiving financial assistance and living in an RGI housing unit when:

- financial assistance is a benefit unit's only source of income; or
- the gross amount of sources of income other than financial assistance is within the set income limit (i.e., the "non-benefit income limit" in Column 3 of the rent scales).

The rent scales are not used if the gross amount of sources of income other than financial assistance is greater than the set income limit in the appropriate rent scale. In this case, RGI is equal to approximately 30% on non-benefit income.

**Ontario Works Rent Scale for a benefit unit consisting of a recipient with no spouse, but with one or more other dependents**

Column 1	Column 2	Column 3
Benefit unit size (number of individuals)	Rent attributed to benefit unit (monthly)	Non-benefit income limit (monthly)
2	\$191	\$791
3	\$226	\$907
4	\$269	\$1,051
5	\$311	\$1,191
6	\$353	\$1,331
7	\$396	\$1,474
8	\$438	\$1,614
9	\$480	\$1,754
10	\$523	\$1,897
11	\$565	\$2,037
12 or more	\$607	\$2,117

O. Reg. 298/01, Table 3

**Ontario Works Rent Scale for a benefit unit consisting of:**

- (A) a recipient with no spouse and no other dependents,**
- (B) a recipient with a spouse but no other dependents, or**
- (C) a recipient with a spouse and one or more other dependents**

Column 1	Column 2	Column 3
Benefit unit size (number of individuals)	Rent attributed to benefit unit (monthly)	Non-benefit income limit (monthly)
1	\$85	\$360
2	\$175	\$737
3	\$212	\$861
4	\$254	\$1,001
5	\$296	\$1,141
6	\$339	\$1,284
7	\$381	\$1,424
8	\$423	\$1,564
9	\$466	\$1,707
10	\$508	\$1,847
11	\$550	\$1,987
12 or more	\$593	\$2,131

O. Reg. 298/01, Table 4

### **Ontario Disability Support Program Rent Scale**

Column 1	Column 2	Column 3
Benefit unit size (number of individuals)	Rent attributed to benefit unit (monthly)	Non-benefit income limit (monthly)
1	\$109	\$440
2	\$199	\$817
3	\$236	\$941
4	\$278	\$1,081
5	\$321	\$1,224
6	\$363	\$1,364
7	\$405	\$1,504
8	\$448	\$1,647
9	\$490	\$1,787
10	\$532	\$1,927
11	\$575	\$2,071
12 or more	\$617	\$2,211

O. Reg. 298/01, Table 5

These Rent Scales do not meet the funding levels required to maintain the various County Housing units and therefore require County levy funds to maintain and operate these buildings.

### **Long-Term Care**

The funding for Long-Term Care consists of Reserve Funding, Provincial Funding, Miscellaneous Revenue, and Receipts from Residents. On average for the three Long-Term Care Homes, the majority of revenue is received from Provincial Funding (66.7% average) and Receipts from Residents (26.5% average).

Long-term care accommodation costs are set by the Ministry of Long-Term Care and are standard in all long-term care homes across Ontario. Due to the COVID-19 outbreak, the annual long-term care home resident co-payment rate increase will be suspended for the entire 2020-21 program cycle (July 1, 2020-June 30, 2021).

The current (maximum) rates are:

#### **Accommodation Rates (January 1, 2019)**

Type of Accommodation	Daily Rate	Monthly Rate
Long-stay Basic	\$62.18	\$1,891.31
Long-stay Semi-Private	\$74.96 (Basic plus a maximum of \$12.78)	\$2,280.04
Long-stay Private	\$88.82 (Basic plus a maximum of \$26.64)	\$2,701.61
Short-stay	\$40.24	N/A

If a resident does not have enough income to pay for the basic room, the resident should be eligible for subsidy through the Long-Term Care Home Rate Reduction Program. If a resident qualifies, the resident could get a subsidy of up to \$1,891.31 a month to help pay for the basic long-term care accommodation.

Qualification for subsidy is based on the resident's net income and the resident should be already receiving all of the federal and provincial benefits that they are eligible for, such as Old Age Security, Ontario Disability Support Program, Guaranteed Income Supplement, Guaranteed Annual Income System Benefit. Subsidy is based on the resident's "net income" on line 236 of the resident's most recent income tax notice of assessment from the Canada Revenue Agency.

The Province also provides long-term care homes with monthly payments. This per diem funding is based on four level of care funding envelopes:

- Nursing and Personal Care
- Program and Support Services
- Raw Food
- Other Accommodation

This ministry funding is adjusted based on a Case Mix Index (CMI) which is a percentage based on resident acuity and by the basic resident revenue received by the Home. Only Semi-Private and Private revenues can provide additional funding to assist with the accommodation costs, but these semi-private and private rates cannot exceed the accommodation rate maximums set by the Ministry. As well, the number of semi-private and private beds are regulated by the province with a maximum 60% of the beds in a long-term care facility being able to be semi-private and/or private.

## Paramedic Services

The Ambulance Act provides that every upper-tier municipality be responsible for all costs associated with the provision of land ambulance services in the municipality, subject to any grant made to the municipality.

The Ministry of Health has funded, as per the transfer payment agreement, a grant of 50% of each municipality's prior-year-costs for municipal land ambulance services, plus an incremental increase. Where a Community Paramedicine program has been approved by the Ministry, this program has been funded by the ministry with no municipal cost share being required.

For 2020, the Ministry announced that the County of Grey would receive up to \$7,434,643 with respect to the Land Ambulance Services Grant (LASG) for the 50:50 partnership for the 2020 calendar year, with no incremental increase.

This is based on the following LASG Base Funding Adjustment Calculation:

**2020 LASG Base Funding Adjustment Calculation Effective January 1, 2020**

		<b>The County of Grey</b>
2019 Approved Land Ambulance Operating Costs per PSAB Less any one-time costs	(1)	\$14,869,286
Less: 2019 Base Funding at 100%	(2)	\$0
2019 Shareable Land Ambulance Operating Costs	(3) = (1) - (2)	\$14,869,286
Add: 2020 Incremental Increase	(4)	\$0
2020 Approved Shareable Land Ambulance Operating Costs	(5) = (3) + (4)	\$14,869,286
		50.0%
2020 Land Ambulance Services Grant 50:50	(6) = (5) x 50%	\$7,434,643
Less: 2019 Land Ambulance Services Grant 50:50	(7)	\$7,226,820
<b>2020 Land Ambulance Services Grant 50:50 Increase / (Decrease)</b>	(8) = (6) - (7)	<b>\$207,823</b>
Add: 2019 Land Ambulance Services Grant 50:50	(7)	\$7,226,820
Add: 2019 Base Funding at 100%	(2)	\$0
<b>2020 Land Ambulance Services Grant (50:50 and Other 100%)</b>	(9) = (8) + (7) + (2)	<b>\$7,434,643</b>

The Ministry's funding formula provides more funding to Paramedic Services that spend more, and this is provided in the next budget year.

## Transportation Services

The Transportation Services budgeted revenue sources includes Reserve funding, Development Charges funding, Federal Gas Tax, Ontario Community Infrastructure Funding, funding from Other Municipalities and Lower Tier Municipalities, Cost Recoveries, Miscellaneous Receipts, Sale of Assets and Permit Fees.

Reserve funding is funding that had been placed into reserves for future capital rehabilitation and/or replacements. This reserve funding is based on equipment and facilities reserve continuity schedules based on equipment lifecycles, building condition assessments, and future rehabilitation or replacement costs. Equipment funding is based on equipment charge out rates to the various maintenance activities, and this funding that exceeds the cost of operating and maintaining the equipment is then placed into reserve for the future replacement of the equipment.

Federal Gas Tax funding annual allocations for 2019-2023 are based on 2016 census population counts. This is used primarily for road construction and resurfacing projects.

	<b>2019 Allocation</b>	<b>2020 Allocation</b>	<b>2021 Allocation</b>	<b>2022 Allocation</b>	<b>2023 Allocation</b>
<b>Grey County</b>	\$2,846,449	\$2,846,449	\$2,975,833	\$2,975,833	\$3,105,217

The Ontario Community Infrastructure Fund is a formula-based program that provides funding for small, rural and northern communities to develop and renew their infrastructure. The County has received notification that the amount the County is eligible to receive under this funding agreement in the 2021 funding year is \$1,279,946.

Development Charges funding is used to pay for capital projects that are needed to meet the increased demand for services and infrastructure that is generated by growth. The principle is that “growth pays for growth” so that the financial burden is not borne by existing taxpayers.

The Development Charges Act allows municipalities in Ontario to recover growth-related capital costs from new development. A Development Charges Background Study is undertaken as part of the process to forecast the amount, type and location of development anticipated, etc. The study presents the results of the review to determine the net capital costs attributable to new development that is forecasted to occur. These development-related net capital costs are apportioned to residential and non-residential development in a manner that reflects the increase in the need for service.

For the County of Grey, approximately 93% of the development charge rate is for the funding of roads and related works. When these capital road and related projects are scheduled to be undertaken in the annual budget, the development charges funding or the development charges eligible costs as identified in the Background Study are included as a revenue source to fund these capital projects. The 2021 budget includes approximately \$1.7M in development charges reserve funding for capital road projects planned to be undertaken in 2021.

Every municipality is required to review their development charges every five years and Grey County will be required to undertake this review in 2021 in order that the County may pass a new by-law(s) before the existing development charges by-law(s) expires on January 1, 2022.

Funding from other municipalities, lower tiers and cost recoveries is funding budgeted to be received for the cost sharing of maintenance on roads, construction projects and other miscellaneous revenue such as aggregate fees based on the extraction of aggregate material in the County of Grey.



## Budget Summaries

The following worksheets have been provided to give a breakdown of the Net Budget, Gross Budget and Gross Budget Detail.

### Net Budget

The 2021 Net Budget is the cost to deliver the County's programs and services, after accounting for all revenues and subsidies received. This is the portion of the budget that is paid through County property taxes.

### Gross Budget

The 2021 Gross Budget is the total cost to deliver the County's programs and services. This includes everything from snow plowing to long-term care to computers and paper that the County uses every day.

### Net/Gross Budget

The Net/Gross Budget is the total cost to deliver the County's programs and services, along with a breakdown of the revenues and reserve funding that is budgeted to arrive at the net amount required from County property taxation.





**2021 BUDGET  
ANALYSIS BY FUNCTION (NET DOLLARS)  
Compared with 2020**

FUNCTION	2020			2021			
	BUDGETS			BUDGETS			Change
			Combined	Operating	Capital	Combined	21 Levy to 20
	Net Operating Budget	Net Capital Budget	Net Tax Levy	Net Operating Budget	Net Capital Budget	Net Tax Levy	Increase / (Decrease)
<b>CORPORATE SERVICES</b>							
Council	789,900	-	789,900	779,200		779,200	(10,700)
Administration Departments	5,226,200	209,800	5,436,000	5,527,000	251,900	5,778,900	342,900
Workers Comp & Wkly Indem. Self Ins.	-	-	-	-		-	-
Information Systems	-	-	-	-	-	-	-
Assessment (MPAC)	1,879,600	-	1,879,600	1,885,000	-	1,885,000	5,400
Provincial Offences	(373,100)	-	(373,100)	(408,900)	-	(408,900)	(35,800)
Property	266,900	790,000	1,056,900	267,800	791,700	1,059,500	2,600
Taxation and Other	(374,800)	-	(374,800)	(360,800)	-	(360,800)	14,000
<b>Sub Total</b>	<b>7,414,700</b>	<b>999,800</b>	<b>8,414,500</b>	<b>7,689,300</b>	<b>1,043,600</b>	<b>8,732,900</b>	<b>318,400</b>
Health Unit	1,632,600	-	1,632,600	1,632,600		1,632,600	-
Hospital Grants & Health Care Funding	286,100	-	286,100	299,100		299,100	13,000
Georgian College - MED Training Centre	200,000		200,000	200,000		200,000	-
<b>Sub Total</b>	<b>2,118,700</b>	<b>-</b>	<b>2,118,700</b>	<b>2,131,700</b>	<b>-</b>	<b>2,131,700</b>	<b>13,000</b>
<b>Total Corporate Services</b>	<b>9,533,400</b>	<b>999,800</b>	<b>10,533,200</b>	<b>9,821,000</b>	<b>1,043,600</b>	<b>10,864,600</b>	<b>331,400</b>
<b>PLANNING &amp; COMMUNITY DEVELOPMENT</b>							
<b>PLANNING, AGRICULTURE, FORESTRY, TRAILS, ECONOMIC DEVELOPMENT, TOURISM, &amp; GREY ROOTS</b>							
Planning & Studies	792,300	17,900	810,200	808,200	18,200	826,400	16,200
Agriculture	150,900		150,900	155,100		155,100	4,200
Forestry	41,900		41,900	42,600		42,600	700
Trails	64,200	76,500	140,700	68,900	78,000	146,900	6,200
Economic Development	864,500	187,400	1,051,900	968,700	187,400	1,156,100	104,200
Tourism	293,200	10,700	303,900	317,700	18,700	336,400	32,500
Grey Roots	1,575,800	314,900	1,890,700	1,532,500	269,500	1,802,000	(88,700)
<b>Total Planning &amp; Community Development</b>	<b>3,782,800</b>	<b>607,400</b>	<b>4,390,200</b>	<b>3,893,700</b>	<b>571,800</b>	<b>4,465,500</b>	<b>75,300</b>



**2021 BUDGET  
ANALYSIS BY FUNCTION (NET DOLLARS)  
Compared with 2020**

FUNCTION	2020			2021			
	BUDGETS			BUDGETS			Change 21 Levy to 20
			Combined	Operating	Capital	Combined	
	Net Operating Budget	Net Capital Budget	Net Tax Levy	Net Operating Budget	Net Capital Budget	Net Tax Levy	Increase / (Decrease)
SOCIAL SERVICES, HOUSING & LONG TERM CARE							
Ontario Works & Child Care							
Social Assistance	92,600	-	92,600	61,800	-	61,800	(30,800)
Community Homelessness Prevention Initiative	-	-	-	-	-	-	-
Ontario Works Administration	1,328,600	-	1,328,600	1,289,200	-	1,289,200	(39,400)
Ontario Works	609,400	-	609,400	499,600	-	499,600	(109,800)
Children's Services	1,156,100	44,800	1,200,900	1,134,300	-	1,134,300	(66,600)
County Social Initiatives	291,900	-	291,900	291,900	-	291,900	-
Sub Total	3,478,600	44,800	3,523,400	3,276,800	-	3,276,800	(246,600)
Housing							
Housing	5,783,300	1,396,900	7,180,200	5,867,800	2,535,300	8,403,100	1,222,900
Sub Total	5,783,300	1,396,900	7,180,200	5,867,800	2,535,300	8,403,100	1,222,900
Long Term Care							
Long Term Care Administration	-	-	-	-		-	-
Grey Gables	1,421,300	287,500	1,708,800	1,578,500	293,300	1,871,800	163,000
Lee Manor	1,880,000	223,500	2,103,500	1,924,800	228,000	2,152,800	49,300
Rockwood Terrace	1,613,600	295,800	1,909,400	1,771,300	301,700	2,073,000	163,600
Long Term Care Redevelopment		1,361,000	1,361,000		1,361,000	1,361,000	-
Sub Total Long Term Care	4,914,900	2,167,800	7,082,700	5,274,600	2,184,000	7,458,600	375,900
Total Social Services, Housing and Long Term Care	14,176,800	3,609,500	17,786,300	14,419,200	4,719,300	19,138,500	1,352,200



**2021 BUDGET  
ANALYSIS BY FUNCTION (NET DOLLARS)  
Compared with 2020**

FUNCTION	2020			2021			Change	
	BUDGETS			BUDGETS				
			Combined	Operating	Capital	Combined	21 Levy to 20	
	Net Operating Budget	Net Capital Budget	Net Tax Levy	Net Operating Budget	Net Capital Budget	Net Tax Levy	Increase / (Decrease)	
TRANSPORTATION & PUBLIC SAFETY								
Paramedic Services								
Paramedic Services	7,130,800	88,700	7,219,500	7,383,600	115,300	7,498,900	279,400	
Sub Total Paramedic Services	7,130,800	88,700	7,219,500	7,383,600	115,300	7,498,900	279,400	
Transportation Services								
Ordinary Maintenance/Winter Control	8,087,000	-	8,087,000	8,157,000	-	8,157,000	70,000	
Construction, Resurfacing and Minor Capital	-	9,182,400	9,182,400		10,073,600	10,073,600	891,200	
Supervision & Overhead	1,799,700	-	1,799,700	1,925,300	-	1,925,300	125,600	
Housing & Depots	323,000	312,100	635,100	313,000	318,400	631,400	(3,700)	
Equipment - Operations & Cap	-	-	-	-	-	-	-	
Asset Management, Studies and Engineering	163,500	-	163,500	198,500	-	198,500	35,000	
Quarry	13,000	-	13,000	-	-	-	(13,000)	
Sub Total Transportation Services	10,386,200	9,494,500	19,880,700	10,593,800	10,392,000	20,985,800	1,105,100	
Total Transportation & Public Safety	17,517,000	9,583,200	27,100,200	17,977,400	10,507,300	28,484,700	1,384,500	
TOTAL TO RAISE FROM TAXATION	45,010,000	14,799,900	59,809,900	46,111,300	16,842,000	62,953,300	3,143,400	
Calculation of Tax Rate Increase for 2021 1% = \$610,523						2021 Levy Increase Over 2020 Approved Budget		3,143,400
						Less: Estimated New Assessment Growth		-1,242,439
						2021 Budgetary Levy Increase Net of New Growth		1,900,961
						2021 Budgetary Increase over the 2020 Approved Budget		3.1137%
2020 New Growth		\$1,242,439						



**2021 BUDGET ANALYSIS  
(GROSS EXPENDITURE DOLLARS)  
BY FUNCTION**

FUNCTION	2020			2021		
	OPERATING BUDGET	CAPITAL BUDGET	TOTAL BUDGET	OPERATING BUDGET	CAPITAL BUDGET	TOTAL BUDGET
<b>CORPORATE SERVICES</b>						
Council	806,900		<b>806,900</b>	821,500		<b>821,500</b>
Administration Department	6,818,900	1,142,300	<b>7,961,200</b>	6,845,400	2,331,100	<b>9,176,500</b>
Workers Comp & Weekly Indem. Self Ins.	(200)		<b>(200)</b>	(200)		<b>(200)</b>
Information Systems	53,700		<b>53,700</b>	3,700		<b>3,700</b>
Assessment (MPAC)	1,879,600		<b>1,879,600</b>	1,885,000		<b>1,885,000</b>
Provincial Offences	2,290,900		<b>2,290,900</b>	2,285,600		<b>2,285,600</b>
Property	276,500	1,106,700	<b>1,383,200</b>	277,400	988,600	<b>1,266,000</b>
Taxation and Other	702,600		<b>702,600</b>	624,400		<b>624,400</b>
Sub Total	12,828,900	2,249,000	<b>15,077,900</b>	12,742,800	3,319,700	<b>16,062,500</b>
Health Unit	1,676,800		<b>1,676,800</b>	1,676,800		<b>1,676,800</b>
Health Care & Education Funding	486,100		<b>486,100</b>	1,276,300		<b>1,276,300</b>
Sub Total	2,162,900	-	<b>2,162,900</b>	2,953,100	-	<b>2,953,100</b>
<b>Total Corporate Services</b>	<b>14,991,800</b>	<b>2,249,000</b>	<b>17,240,800</b>	<b>15,695,900</b>	<b>3,319,700</b>	<b>19,015,600</b>
<b>PLANNING &amp; COMMUNITY DEVELOPMENT</b>						
Planning & Studies	932,200	153,900	<b>1,086,100</b>	956,000	160,100	<b>1,116,100</b>
Agriculture	157,700		<b>157,700</b>	159,000		<b>159,000</b>
Forestry	205,900		<b>205,900</b>	213,900		<b>213,900</b>
Trails	89,800	459,800	<b>549,600</b>	93,500	257,000	<b>350,500</b>
Economic Development	1,772,400	708,100	<b>2,480,500</b>	2,411,500	317,400	<b>2,728,900</b>
Tourism	345,700	12,000	<b>357,700</b>	330,200	88,700	<b>418,900</b>
Grey Roots	1,839,700	475,300	<b>2,315,000</b>	1,827,100	617,000	<b>2,444,100</b>
<b>Total Planning &amp; Community Development</b>	<b>5,343,400</b>	<b>1,809,100</b>	<b>7,152,500</b>	<b>5,991,200</b>	<b>1,440,200</b>	<b>7,431,400</b>

**2021 BUDGET ANALYSIS  
(GROSS EXPENDITURE DOLLARS)  
BY FUNCTION**

FUNCTION	2020			2021		
	OPERATING BUDGET	CAPITAL BUDGET	TOTAL BUDGET	OPERATING BUDGET	CAPITAL BUDGET	TOTAL BUDGET
<b>SOCIAL SERVICES, HOUSING &amp; LONG TERM CARE</b>						
<b>ONTARIO WORKS &amp; CHILD CARE</b>						
Social Assistance	12,799,000		<b>12,799,000</b>	12,488,000		<b>12,488,000</b>
Ontario Works Administration	2,657,200	75,100	<b>2,732,300</b>	2,578,400	8,500	<b>2,586,900</b>
Ontario Works Employment Assistance	2,088,300		<b>2,088,300</b>	2,068,900		<b>2,068,900</b>
Children's Services	11,511,200	759,300	<b>12,270,500</b>	11,820,100	165,700	<b>11,985,800</b>
County Social Initiatives	468,300		<b>468,300</b>	417,300		<b>417,300</b>
Sub Total	29,524,000	834,400	<b>30,358,400</b>	29,372,700	174,200	<b>29,546,900</b>
<b>HOUSING</b>						
Housing	19,671,300	3,326,700	<b>22,998,000</b>	18,806,500	4,855,100	<b>23,661,600</b>
Sub Total	19,671,300	3,326,700	<b>22,998,000</b>	18,806,500	4,855,100	<b>23,661,600</b>
<b>LONG TERM CARE</b>						
Long Term Care Administration	83,700		<b>83,700</b>	10,000		<b>10,000</b>
Grey Gables	6,532,700	456,200	<b>6,988,900</b>	7,472,300	662,500	<b>8,134,800</b>
Lee Manor	13,393,500	326,000	<b>13,719,500</b>	14,618,800	1,698,600	<b>16,317,400</b>
Rockwood Terrace	9,292,000	1,052,000	<b>10,344,000</b>	10,036,900	716,200	<b>10,753,100</b>
Long Term Care Debenture/Redevelopment		1,361,000	<b>1,361,000</b>		1,361,000	<b>1,361,000</b>
Sub Total	29,301,900	3,195,200	<b>32,497,100</b>	32,138,000	4,438,300	<b>36,576,300</b>
<b>Total Social Services, Housing &amp; Long Term Care</b>	<b>78,497,200</b>	<b>7,356,300</b>	<b>85,853,500</b>	<b>80,317,200</b>	<b>9,467,600</b>	<b>89,784,800</b>
<b>TRANSPORTATION &amp; PUBLIC SAFETY</b>						
<b>PARAMEDIC SERVICES</b>						
Paramedic Services	15,053,900	419,200	<b>15,473,100</b>	16,648,600	763,200	<b>17,411,800</b>
Sub Total	15,053,900	419,200	<b>15,473,100</b>	16,648,600	763,200	<b>17,411,800</b>
<b>TRANSPORTATION SERVICES</b>						
Ordinary Maintenance/Winter Control	8,362,000		<b>8,362,000</b>	8,502,000		<b>8,502,000</b>
Construction, Resurfacing and Minor Capital		17,861,600	<b>17,861,600</b>		20,533,600	<b>20,533,600</b>
Supervision & Overhead	1,984,300		<b>1,984,300</b>	2,195,200		<b>2,195,200</b>
Housing & Depots	323,000	1,762,100	<b>2,085,100</b>	313,000	4,322,100	<b>4,635,100</b>
Equipment - Operations & Cap		1,098,000	<b>1,098,000</b>		1,368,500	<b>1,368,500</b>
Asset Management	343,500		<b>343,500</b>	343,500		<b>343,500</b>
Quarry	13,000		<b>13,000</b>			<b>-</b>
Sub Total	11,025,800	20,721,700	<b>31,747,500</b>	11,353,700	26,224,200	<b>37,577,900</b>
<b>Total Transportation &amp; Public Safety</b>	<b>26,079,700</b>	<b>21,140,900</b>	<b>47,220,600</b>	<b>28,002,300</b>	<b>26,987,400</b>	<b>54,989,700</b>
<b>TOTAL</b>	<b>124,912,100</b>	<b>32,555,300</b>	<b>157,467,400</b>	<b>130,006,600</b>	<b>41,214,900</b>	<b>171,221,500</b>



2021 BUDGET DETAILED AS COMPARED TO 2020 APPROVED BUDGET

FUNCTION	2020				2021				2020				2021				2020	2021	2021 Change to 2020
	Operating Budget				Draft Operating Budget				Capital Budget				Draft Capital Budget				Oper & Cap	Oper & Cap	
	Gross Operating Expense	Revenue (Grants, Subsidies, etc)	To (From) Reserves	Net Operating	Gross Operating Expense	Revenue (Grants, Subsidies, etc)	To (From) Reserves	Net Operating	Gross Capital Expense	Revenue (Grants, Subsidies, etc)	To (From) Reserves & Debentures	Net Capital	Gross Capital Expense	Revenue (Grants, Subsidies, etc)	To (From) Reserves & Debentures	Net Capital	Approved Budget	Draft Budget	
CORPORATE SERVICES																			
Council	801,500	-	(11,600)	789,900	816,100	-	(36,900)	779,200	-	-	-	-	-	-	-	-	789,900	779,200	(10,700)
Administration Department	5,822,600	(1,427,900)	831,500	5,226,200	6,188,500	(1,174,600)	513,100	5,527,000	911,500	(21,000)	(680,700)	209,800	2,049,200	(30,000)	(1,767,300)	251,900	5,436,000	5,778,900	342,900
Workers Comp & Wkly Indem. Self Ins.	(200)	200	-	-	(200)	200	-	-	-	-	-	-	-	-	-	-	-	-	-
Information Systems	(59,200)	(3,700)	62,900	-	(123,900)	(3,700)	127,600	-	-	-	-	-	-	-	-	-	-	-	-
Assessment (MPAC)	1,879,600	-	-	1,879,600	1,885,000	-	-	1,885,000	-	-	-	-	-	-	-	-	1,879,600	1,885,000	5,400
Provincial Offences	2,290,900	(2,664,000)	-	(373,100)	2,285,600	(2,664,000)	(30,500)	(408,900)	-	-	-	-	-	-	-	-	(373,100)	(408,900)	(35,800)
Property	274,200	(9,600)	2,300	266,900	275,100	(9,600)	2,300	267,800	1,023,200	-	(233,200)	790,000	903,400	-	(111,700)	791,700	1,056,900	1,059,500	2,600
Taxation and Other	702,600	(1,027,400)	(50,000)	(374,800)	624,400	(985,200)	-	(360,800)	-	-	-	-	-	-	-	-	(374,800)	(360,800)	14,000
Sub Total	11,712,000	(5,132,400)	835,100	7,414,700	11,950,600	(4,836,900)	575,600	7,689,300	1,934,700	(21,000)	(913,900)	999,800	2,952,600	(30,000)	(1,879,000)	1,043,600	8,414,500	8,732,900	318,400
Health Unit	1,676,800	-	(44,200)	1,632,600	1,676,800	-	(44,200)	1,632,600	-	-	-	-	-	-	-	-	1,632,600	1,632,600	-
Health Care & Education Funding	200,000	-	286,100	486,100	977,200	-	(478,100)	499,100	-	-	-	-	-	-	-	-	486,100	499,100	13,000
Sub Total	1,876,800	-	241,900	2,118,700	2,654,000	-	(522,300)	2,131,700	-	-	-	-	-	-	-	-	2,118,700	2,131,700	13,000
Total Corporate Services	13,588,800	(5,132,400)	1,077,000	9,533,400	14,604,600	(4,836,900)	53,300	9,821,000	1,934,700	(21,000)	(913,900)	999,800	2,952,600	(30,000)	(1,879,000)	1,043,600	10,533,200	10,864,600	331,400
PLANNING & COMMUNITY DEVELOPMENT																			
PLANNING, AGRICULTURE, FORESTRY, TRAILS, ECONOMIC DEVELOPMENT, TOURISM & GREY ROOTS																			
Planning & Studies	932,200	(100,900)	(39,000)	792,300	956,000	(117,800)	(30,000)	808,200	136,000	-	(118,100)	17,900	141,900	-	(123,700)	18,200	810,200	826,400	16,200
Agriculture	157,700	(800)	(6,000)	150,900	159,000	(1,400)	(2,500)	155,100	-	-	-	-	-	-	-	-	150,900	155,100	4,200
Forestry	201,000	(109,000)	(50,100)	41,900	213,900	(112,500)	(58,800)	42,600	-	-	-	-	-	-	-	-	41,900	42,600	700
Trails	89,800	(4,600)	(21,000)	64,200	93,500	(4,600)	(20,000)	68,900	383,300	-	(306,800)	76,500	179,000	-	(101,000)	78,000	140,700	146,900	6,200
Economic Development	1,692,400	(797,000)	(30,900)	864,500	2,331,500	(1,404,900)	42,100	968,700	700,700	-	(513,300)	187,400	310,000	-	(122,600)	187,400	1,051,900	1,156,100	104,200
Tourism	345,700	(17,500)	(35,000)	293,200	330,200	(7,500)	(5,000)	317,700	-	(1,300)	12,000	10,700	80,000	(40,000)	(21,300)	18,700	303,900	336,400	32,500
Grey Roots	1,830,700	(236,400)	(18,500)	1,575,800	1,818,100	(254,700)	(30,900)	1,532,500	230,000	-	84,900	314,900	372,500	-	(103,000)	269,500	1,890,700	1,802,000	(88,700)
Total Planning & Community Development	5,249,500	(1,266,200)	(200,500)	3,782,800	5,902,200	(1,903,400)	(105,100)	3,893,700	1,450,000	(1,300)	(841,300)	607,400	1,083,400	(40,000)	(471,600)	571,800	4,390,200	4,465,500	75,300
SOCIAL SERVICES, HOUSING & LONG TERM CARE																			
ONTARIO WORKS & CHILD CARE																			
Social Assistance	12,799,000	(12,706,400)	-	92,600	12,488,000	(12,426,200)	-	61,800	-	-	-	-	-	-	-	-	92,600	61,800	(30,800)
Ontario Works Administration	2,657,200	(1,328,600)	-	1,328,600	2,578,400	(1,289,200)	-	1,289,200	75,100	-	(75,100)	-	8,500	-	(8,500)	-	1,328,600	1,289,200	(39,400)
Ontario Works	2,088,300	(1,478,900)	-	609,400	2,068,900	(1,569,300)	-	499,600	-	-	-	-	-	-	-	-	609,400	499,600	(109,800)
Children's Services	11,511,200	(9,761,900)	(593,200)	1,156,100	11,820,100	(10,239,500)	(446,300)	1,134,300	714,500	(529,300)	(140,400)	44,800	165,700	-	(165,700)	-	1,200,900	1,134,300	(66,600)
County Social Initiatives	468,300	(170,400)	(6,000)	291,900	417,300	(119,400)	(6,000)	291,900	-	-	-	-	-	-	-	-	291,900	291,900	-
Sub Total	29,524,000	(25,446,200)	(599,200)	3,478,600	29,372,700	(25,643,600)	(452,300)	3,276,800	789,600	(529,300)	(215,500)	44,800	174,200	-	(174,200)	-	3,523,400	3,276,800	(246,600)

## 2021 BUDGET - DETAILED COMPARED TO 2020 APPROVED BUDGET

## Corporate Services Budget DETAILS

### Corporate Services Function Overview

The 2021 budget for the Corporate Services function includes a net requirement (total of operating and capital) of \$10,864,600 compared to \$10,533,200 in 2020, an increase of \$331,400.

### Council Budget

The 2021 Council budget includes a net departmental requirement (total of operating and capital) of \$779,200 compared to \$789,900 in 2020, a decrease of \$10,700.

Salaries and benefits are anticipated to increase \$7,900 in 2021. These increases include a 1.30% cost of living adjustment as per the Council approved policy of providing annual increases based on the Consumer Price Index calculation for the one-year period ending July 31<sup>st</sup>.

As a result of the COVID-19 pandemic, participation in meetings and conferences has moved from in-person to virtual. It is believed that this will continue for at least the first half of 2021 and the budget line for Travel and Meal expenses have been reduced by \$28,600 to reflect this.

The Association and Membership Fees budget line has increased to account for increases to the Federation of Canadian Municipalities membership. This budget line also includes funds for memberships with the Ontario Good Roads

Association, the Association of Municipalities of Ontario, Western Ontario Wardens' Caucus and the Great Lakes and St. Lawrence Initiative membership.

Computer purchases in the amount of \$25,300 has been included in the 2021 budget for the purchase of new laptops for County Council with these purchases being funded from reserve.

### Administrative Budgets

The 2021 Administrative budget includes a net departmental requirement (total of operating and capital) of \$5,778,900 compared to \$5,436,000 in 2020, an increase of \$342,900.

### Operating Budget

Investment income is being budgeted lower in 2021 due to lower yields of return being realized as a result of the bank rate reductions that have occurred in 2020. As per the Cash and Investment Management Policy, the net revenue budgeted from investments that exceeds 1% of the County's own purpose levy is to be placed in a one-time funding reserve for use in funding non-recurring expenditures. A 2021 transfer to reserve in the amount \$476,500 has been budgeted.

Salaries and benefits include additional funding for staffing service level enhancements in 2021 along with a 1.62% cost of living adjustment.

Operational reviews of the Human Resources and Finance departments were completed in 2020 by external consultants under the Province's Municipal Modernization program. Resources in the Human Resources department have been adjusted to provide the level of strategic leadership necessary for the complex and changing needs of the County. Funding has been included for a new Payroll Supervisor position to support the payroll staff and to also help manage benefit issues and dealing with daily inquiries from leadership and staff.

An additional Financial Analyst position in the Finance department has been included in the 2021 budget. This position would assist with providing financial support for several of the new programs that the County has undertaken and assist leadership staff with special projects. The inclusion of this position is proactive in addressing the consistent overtime in the Finance department and will help provide work-life balance.

As in the Council budget, as a result of the COVID-19 pandemic, participation in meetings, training, workshops, and conferences have moved from in-person to virtual. Budget lines for Staff Training and Development, Travel & Meals, and Conferences have been reduced to reflect this change in the delivery of these services.

\$55,000 in reserve funding has been included in the 2021 budget for the implementation of the Community Safety and Well-Being Plan. This is a joint project with Bruce County that includes funding for the cost of a consultant.

## Capital

The 2021 budget requires a capital net requirement of \$251,900 requiring an increase of \$42,100 over the 2020 budget. For 2021, additional taxation funding has been included in the Human Resources department for the future refresh of the Human Resources Information System (HRIS) and funding for future IT Security Audits on the County's IT network.

The following capital expenses have been budgeted:

- \$13,100 as a transfer to reserve for future Communications Initiatives
- \$24,000 as a transfer from reserve for professional services to update the County Corporate Communications Strategy.
- \$75,500 from reserve for the completion of the update of Facility Building Condition Assessments that commenced in 2020.
- \$100,000 as a transfer from reserve for the acquisition and implementation of a corporate Purchase Order System to streamline purchase orders and to help standardize, digitize and optimize existing processes.
- \$20,000 as a transfer to reserve to fund the future replacement of the County's Corporate Electronic Records Management System.
- \$40,000 to reserve for future upgrade/replacement of the current Corporate Time and Attendance (Scheduling) software.

- \$36,600 as a transfer to reserve for the future upgrades or replacement of the Human Resources Information System (HRIS) software.
- \$10,000 as a transfer to reserve for future updates to Job Demand and Hazard Analysis.
- \$8,200 as a transfer to reserve to undertake future Market Salary Reviews (Non-Union)
- \$65,000 from reserve for Wireless Access Points lifecycle replacements.
- \$15,000 from reserve for Long-Term Care Server Room Climate Control equipment.
- \$12,500 as a transfer from reserve for Photocopier Lifecycle Replacements.
- \$11,000 from reserve for IT Equipment Cabinets.
- \$7,400 for UPS (backup and power conditioning) hardware.
- \$40,000 to update the County's Corporate Website
- \$50,000 for the services of a consultant to undertake a Telephony Review.
- \$20,000 from reserve to undertake an update of the County's Ortho Photography (aerial imagery).
- \$22,000 as a transfer to reserve for future IT Security Audits to be performed on the County's IT network to assess and provide an independent review of security procedures, configuration, and policies.
- \$9,500 as a transfer to reserve for future upgrades to Wireless Access Points
- \$8,000 to reserve for future updates to the County's Corporate Website.
- \$44,000 as a transfer to reserve for future Long-Term Care Hardware upgrades.
- \$2,000 as a transfer to reserve for future Ortho Photography (aerial imagery) updates.
- \$12,000 to reserve for future photocopier lifecycle replacements.
- \$26,500 as a transfer to reserve for future telephone hardware system upgrades or replacement.
- \$30,000 as a transfer to reserve for future tower replacements (Ceylon and Woodford).
- \$1,628,800 for the undertaking of the Enhanced Fire Radio Communications project to be funded from reserves. This funding is to provide the required radio and paging infrastructure and maintenance for a period of 10 years.

## Workers' Compensation and Weekly Indemnity (Short-Term Disability)

The Workers' Compensation and Weekly Indemnity budgets are self-insured plans. The budgeted WSIB premiums is the amount charged to each department to fund the actual cost of WSIB claims (lost wages where employees have not been able to return to work on a modified bases, medical costs, etc., including the administration fee WSIB charges the County to manage claims). The budgeted increase to premiums is reflective of an increase to the rate charged to Paramedic Services and the increase to assessable earnings (earnings subject to WSIB premiums). All departments, except for Long-Term Care, are charged significantly less than the rates they would be charged if the County was not self-insured.

The Weekly Indemnity budget is for the self-insured short term disability plans for unionized staff in the three long term care homes. A third party disability management company not only adjudicates eligibility for weekly indemnity benefits for full time unionized staff, but also ensures that the absence of part time employees is medically supported. Premiums are charged to Long-Term Care for full time employees and shows as revenue in the Weekly Indemnity budget. The cost of the management company as well as short-term disability payments to eligible full-time employees are expensed to this budget. The budgeted premium to be collected is an increase over the 2020 budget and reflects a slight increase in the claims paid.

## Information Services Budget

This departmental budget reflects the costs of keeping the County's network infrastructure up and running along with the costs of licensing and providing virus protection. It also provides training funding to keep the County's Information Technology staffs' knowledge current with new network developments. This budget is funded by an inter-functional charge to each department.

## Assessment Budget

The County pays for the cost of the services of the Municipal Property Assessment Corporation (MPAC) on behalf of all municipalities in the County. MPAC's fee for 2021 has been budgeted to be \$1,885,000 based on MPAC's Property Assessment Services and Supports Costs notice. This equates to an increase of \$5,400 over the amount budgeted in 2020.



## County Property

### Administration and Morrison Buildings

The 2021 County Property budgets include a net departmental requirement (total of operating and capital) of \$1,059,500 compared to \$1,056,900 in 2020, an increase of \$2,600.

### Operating Budget(s)

These operating budgets include the costs of operating and maintaining the County's Administration building(s) and the Morrison building. A small budget increase of \$900 is being budgeted.

### Capital Budget(s)

These capital budgets include a net departmental increase of \$1,700.

For 2021, the following capital expenditures have been budgeted:

- \$5,000 to replace meeting room tables, chairs and office wall panels.
- \$10,000 for the replacement of LED lighting, funded from the Energy Audit and Conservation Reserve
- \$10,000 to build garbage enclosures around garbage containers next to POA storage building.
- \$5,000 to replace the roof of the POA storage building
- \$150,000 to replace asphalt in upper-south parking lot and at the former Provincial Offences building (carried forward from 2020)

- \$85,200 as a transfer to reserve for future capital funding for the future replacement of building and equipment components
- \$706,500 in funding for self-financed debenture payments for the expansion and renovation to the original County Administration building
- \$11,400 for window replacement of the Morrison building
- \$5,500 for the replacement of the heating/cooling system of the Morrison building.

## Provincial Offences

The 2021 Provincial Offences budget continues to provide a revenue source to the County and includes a net departmental operating requirement of (\$408,900) compared to (\$373,100) in 2020, an increase of \$35,800 in net revenue.

The County operates the Provincial Offences courts for both Grey and Bruce counties. The net revenue from the operations is cost shared on the basis of population.

Revenues have been budgeted similar to what had been budgeted in 2020. Ticket revenue is difficult to predict for 2021 based on the decrease in tickets that were written during the pandemic in 2020 and the uncertainty as to when these tickets will be paid.

## Taxation and Grants

Supplementary taxation has been calculated for the 2021 budget based on MPAC's preliminary new assessment forecast report and multiplying this new assessment by the 2020 County tax rates. This estimate is providing a reduction of \$42,200 in supplementary taxation revenue for 2021. Taxation write-offs have been based on 2020 year-end projections and historical averages (2012–2020). These estimates have resulted in a 2021 budget net increase of \$14,000.

Historically a \$50,000 expenditure had been budgeted for funding a grant-in-lieu of development charges for any possible affordable housing units that may qualify, with this expenditure being funded from reserves. This item has been removed from the 2021 budget with the changes being recommended to the County's Development Charges By-law(s) which will provide development charges exemptions for these types of builds.

## Grey Bruce Health Unit

The 2021 budget contains a net levy requirement of \$1,632,600 with no increase over the 2020 net levy requirement.

Grey and Bruce counties have historically cost shared 25% of the operations of the health unit, with each party's contribution calculated as the percentage of the population that each Grey and Bruce have as a proportion of the total population of Grey

and Bruce combined. Currently, Grey County's proportion is 58.53%.

The Province in 2019 advised that the current 35 public health units, will be reduced to 10, and that a new regional public health entity will be formed comprised of Grey, Bruce, Huron and Perth Counties governed by an autonomous board of health.

The Province also announced that the provincial municipal cost sharing arrangement would move from a 75/25 Provincial/Municipal cost share to a 70/30 Provincial/Municipal cost share in 2020. This would result in an estimated municipal impact of \$1,031,483, with Grey County's share being \$603,689.

The Province had ensured that in 2020 no public health unit would experience an increase above 10 percent of current public health costs and provided one-time mitigation funding. The Health Unit proposed no budget increase for 2020 with the use of 2019 surplus funds and the use of the Province's one-time mitigation funding.

In recognition of the resources needed by public health units to be able to respond to COVID-19, the Province announced that it was extending the one-time mitigation funding to 2021. The Grey Bruce Health Unit has indicated that with the receipt of this funding announcement received from the Ministry of Health that there will be a 0% increase to the County portion of funding for 2021.

## Centre Grey Hospital Campaign (Markdale Hospital)

The 2021 budget contains an expenditure of \$777,200, funded from reserve, to complete the County's commitment for the new Markdale Hospital. This monetary contribution is part of the County's \$1M commitment of a capital grant of land and money to be donated for the construction of the new hospital. The payment of this funding is contingent upon approvals by the Province and will not be processed until such time as construction begins but is anticipated to occur in 2021.

## Health Care Initiatives Funding

The 2021 budget contains \$299,100 as a transfer to reserves for Health Care Initiatives Funding. This level of funding is based on Council's approved recommendation that half of 1% of County levy maximum per year for contribution to capital construction of projects of hospitals. A transfer to the Health Care Initiatives reserve in the amount of \$299,100 has been included in the 2021 budget. This reserve has a balance of \$791,444 as of December 31, 2020.

Council in 2019 appointed a Health Care Funding Roles and Responsibilities Task Force to create a Health Care Funding Policy that will guide Grey County Council's decision-making regarding funding requests from health care stakeholders. The objective is to create a Health Care Funding Policy that will:

- a. Provide information regarding Grey County Health Care funding and outline rationale for where municipal funding should be allocated and the criteria for eligibility.
- b. Provide maximum annual reserve contributions.

This Task Force's work in consultation with Health Care Stakeholders has been placed on hold as a result of the pandemic and the impact the pandemic is having on these Health Care Stakeholders.

## Georgian College – Marine Emergency Duties Training Centre

The 2021 budget has been drafted with the 7<sup>th</sup> installment of \$200,000 of a financial contribution of \$2M in financial support to Georgian College to construct a Marine Emergency Duties (MED) Training and Research Centre at the Owen Sound Campus.

The funding of \$2M being provided over a ten-year period began in 2015.



**COUNTY OF GREY  
CORPORATE SERVICES  
2021 BUDGET NET DEPARTMENT REQUIREMENT SUMMARY**

**OPERATING SUMMARY**

	2019	2020		2021			Net Budget Change	
	Actual	Budgeted Levy	Year End Projection	Revenue	Budgeted Expenditure	Levy	2021 Budget vs 2020 Budget Variance \$	Variance %
Council	\$760,715	\$789,900	\$652,200	(\$42,300)	\$821,500	\$779,200	(\$10,700)	-1.35%
Administration Depts	\$4,074,802	\$5,226,200	\$5,253,100	(\$1,318,400)	\$6,845,400	\$5,527,000	\$300,800	5.76%
Workers Comp & Weekly Indem. Self Ins	\$261,297	\$0	\$190,500	\$200	(\$200)	\$0	\$0	0.00%
Information Systems	(\$2,680)	\$0	\$0	(\$3,700)	\$3,700	\$0	\$0	0.00%
<b>Total Council and Administration</b>	<b>\$5,094,134</b>	<b>\$6,016,100</b>	<b>\$6,095,800</b>	<b>(\$1,364,200)</b>	<b>\$7,670,400</b>	<b>\$6,306,200</b>	<b>\$290,100</b>	<b>4.82%</b>
Assessment Services- MPAC	\$1,849,131	\$1,879,600	\$1,879,600	\$0	\$1,885,000	\$1,885,000	\$5,400	0.29%
Provincial Offences	(\$472,768)	(\$373,100)	(\$198,300)	(\$2,694,500)	\$2,285,600	(\$408,900)	(\$35,800)	9.60%
County Admin Building	\$258,638	\$272,100	\$228,100	(\$1,000)	\$274,000	\$273,000	\$900	0.33%
County Admin Building COVID-19	\$0	\$0	\$0	\$0	\$0	\$0	\$0	0.00%
Morrison Building (G & B House)	(\$5,604)	(\$5,200)	(\$6,300)	(\$8,600)	\$3,400	(\$5,200)	\$0	0.00%
<b>Total Property</b>	<b>\$253,034</b>	<b>\$266,900</b>	<b>\$221,800</b>	<b>(\$9,600)</b>	<b>\$277,400</b>	<b>\$267,800</b>	<b>\$900</b>	<b>0.34%</b>
Tax and Other	(\$1,033,274)	(\$374,800)	(\$377,500)	(\$985,200)	\$624,400	(\$360,800)	\$14,000	-3.74%
<b>Total Operating</b>	<b>\$5,690,257</b>	<b>\$7,414,700</b>	<b>\$7,621,400</b>	<b>(\$5,053,500)</b>	<b>\$12,742,800</b>	<b>\$7,689,300</b>	<b>\$274,600</b>	<b>3.70%</b>

**CAPITAL SUMMARY**

	2019	2020		2021			Net Budget Change	
	Actual	Budgeted Levy	Year End Projection	Revenue	Budgeted Expenditure	Levy	2021 Budget vs 2020 Budget Variance \$	Variance %
Administration	\$156,850	\$209,800	\$209,800	(\$2,079,200)	\$2,331,100	\$251,900	\$42,100	20.07%
County Admin Building	\$81,900	\$83,500	\$83,500	(\$180,000)	\$265,200	\$85,200	\$1,700	2.04%
County Admin Bldg - Expansion & Renovation	\$706,539	\$706,500	\$706,500	\$0	\$706,500	\$706,500	\$0	0.00%
Morrison Building	\$0	\$0	\$0	(\$16,900)	\$16,900	\$0	\$0	0.00%
<b>Total Capital</b>	<b>\$945,289</b>	<b>\$999,800</b>	<b>\$999,800</b>	<b>(\$2,276,100)</b>	<b>\$3,319,700</b>	<b>\$1,043,600</b>	<b>\$43,800</b>	<b>4.38%</b>

**OPERATING AND CAPITAL COMBINED SUMMARY**

	2019	2020		2021			Net Budget Change	
	Actual	Budgeted Levy	Year End Projection	Revenue	Budgeted Expenditure	Levy	2021 Budget vs 2020 Budget Variance \$	Variance %
Operations	\$5,690,257	\$7,414,700	\$7,621,400	(\$5,053,500)	\$12,742,800	\$7,689,300	\$274,600	3.70%
Capital	\$945,289	\$999,800	\$999,800	(\$2,276,100)	\$3,319,700	\$1,043,600	\$43,800	4.38%
			60					
<b>Total - Operating &amp; Capital Summary</b>	<b>\$6,635,546</b>	<b>\$8,414,500</b>	<b>\$8,621,200</b>	<b>(\$7,329,600)</b>	<b>\$16,062,500</b>	<b>\$8,732,900</b>	<b>\$318,400</b>	<b>3.78%</b>



**COUNTY OF GREY  
CORPORATE SERVICES  
2021 BUDGET NET DEPARTMENT REQUIREMENT SUMMARY**

**HEALTH UNIT, HEALTH CARE, & EDUCATION FUNDING SUMMARY**

	2019	2020		2021			Net Budget Change	
	Actual	Budgeted Levy	Year End Projection	Revenue	Budgeted Expenditure	Levy	2021 Budget vs 2020 Budget Variance \$	Variance %
Grey Bruce Health Unit	\$1,458,873	\$1,632,600	\$1,632,600	(\$44,200)	\$1,676,800	\$1,632,600	\$0	0.00%
Health Care - COVID-19	\$0	\$0	\$0	\$0	\$0	\$0	\$0	0.00%
Centre Grey Hospital Campaign	\$0	\$0	\$0	(\$777,200)	\$777,200	\$0	\$0	0.00%
Health Care Initiatives Funding	\$277,300	\$286,100	\$286,100	\$0	\$299,100	\$299,100	\$13,000	4.54%
Georgian College - MED Training Center	\$200,000	\$200,000	\$200,000	\$0	\$200,000	\$200,000	\$0	0.00%
<b>Total Health Unit, Health Care &amp; Education</b>	<b>\$1,936,173</b>	<b>\$2,118,700</b>	<b>\$2,118,700</b>	<b>(\$821,400)</b>	<b>\$2,953,100</b>	<b>\$2,131,700</b>	<b>\$13,000</b>	<b>0.61%</b>

**OPERATING AND CAPITAL COMBINED SUMMARY  
INCLUDING HEALTH UNIT, HEALTH CARE, & EDUCATION FUNDING**

	2019	2020		2021			Net Budget Change	
	Actual	Budgeted Levy	Year End Projection	Revenue	Budgeted Expenditure	Levy	2021 Budget vs 2020 Budget Variance \$	Variance %
Operations	\$5,690,257	\$7,414,700	\$7,621,400	(\$5,053,500)	\$12,742,800	\$7,689,300	\$274,600	3.70%
Capital	\$945,289	\$999,800	\$999,800	(\$2,276,100)	\$3,319,700	\$1,043,600	\$43,800	4.38%
Health Unit, Health Care & Education Funding	\$1,936,173	\$2,118,700	\$2,118,700	(\$821,400)	\$2,953,100	\$2,131,700	\$13,000	0.61%
<b>Grand Total - Including Health &amp; Educ. Funding</b>	<b>\$8,571,719</b>	<b>\$10,533,200</b>	<b>\$10,739,900</b>	<b>(\$8,151,000)</b>	<b>\$19,015,600</b>	<b>\$10,864,600</b>	<b>\$331,400</b>	<b>3.15%</b>

The County of Grey  
Council Operating Summary  
2021 Budget  
For the Twelve Months Ending  
December 31, 2020

Account	Description	2019 ACTUAL	2020 BUDGET	2020 YEAR END PROJECTION	2021 BUDGET	2021 BUDGET to 2020 BUDGET Variance \$	2021 BUDGET to 2020 BUDGET Variance %
<b>REVENUE</b>							
49400	Transfer From Reserve	\$0	\$0	\$0	(\$25,300)	(\$25,300)	100.00%
49405	From Reserve - One Time Funding	0	(17,000)	0	(17,000)	0	0.00%
54050	Donations	(720)	0	0	0	0	0.00%
	<b>TOTAL REVENUE</b>	<b>(720)</b>	<b>(17,000)</b>	<b>0</b>	<b>(42,300)</b>	<b>(25,300)</b>	<b>148.82%</b>
<b>EXPENDITURE</b>							
<b>Salaries and Wages</b>							
61000	Salaries and Wages	470,237	486,200	463,100	492,100	5,900	1.21%
	<b>Total - Salaries &amp; Wages</b>	<b>470,237</b>	<b>486,200</b>	<b>463,100</b>	<b>492,100</b>	<b>5,900</b>	<b>1.21%</b>
<b>Employee Benefits</b>							
61220	CPP	18,479	18,600	18,200	19,400	800	4.30%
61223	OMERS	38,398	38,200	37,200	39,300	1,100	2.88%
61224	EHT	9,583	9,500	9,200	9,600	100	1.05%
61260	Service Awards	0	1,000	0	1,000	0	0.00%
	<b>Total - Employee Benefits</b>	<b>66,460</b>	<b>67,300</b>	<b>64,600</b>	<b>69,300</b>	<b>2,000</b>	<b>2.97%</b>
	<b>Total Salaries and Benefits</b>	<b>536,697</b>	<b>553,500</b>	<b>527,700</b>	<b>561,400</b>	<b>7,900</b>	<b>1.43%</b>
<b>Other Expenditures</b>							
63010	Association/Membership Fees	40,612	42,000	46,200	47,000	5,000	11.90%
63020	Computer Support/Maintenance	174	300	0	300	0	0.00%
63040	Equip/Furniture Maintenance	425	0	0	0	0	0.00%
63041	Computer Purchases	136	0	0	25,300	25,300	100.00%
63052	Cellular	7,805	10,000	3,500	8,000	(2,000)	-20.00%
63060	Office & Charting Supplies	322	300	100	300	0	0.00%
63063	Postage/Courier/Freight	26	0	0	0	0	0.00%
63070	Other Materials & Services	19,132	24,000	9,200	24,000	0	0.00%
63300	Staff Training and Development	14	0	600	0	0	0.00%
63310	Travel & Meal Expenses	95,558	95,000	21,000	66,400	(28,600)	-30.11%
63320	Conferences	23,423	25,000	12,600	22,000	(3,000)	-12.00%
64102	Professional & Consulting fees	6,841	29,000	3,500	29,000	0	0.00%
65110	Insurance	14,070	10,300	10,300	11,900	1,600	15.53%
67014	Interfunc. IS Costs	10,800	12,100	12,100	20,500	8,400	69.42%
69100	Transfer to Reserves	5,400	5,400	5,400	5,400	0	0.00%
	<b>Total - Other Expenditures</b>	<b>224,738</b>	<b>253,400</b>	<b>124,500</b>	<b>260,100</b>	<b>6,700</b>	<b>2.64%</b>
	<b>TOTAL EXPENDITURE</b>	<b>761,435</b>	<b>806,900</b>	<b>652,200</b>	<b>821,500</b>	<b>14,600</b>	<b>1.81%</b>
	<b>NET REQUIREMENT</b>	<b>760,715</b>	<b>789,900</b>	<b>652,200</b>	<b>779,200</b>	<b>(10,700)</b>	<b>-1.35%</b>



*The County of Grey*  
**Administration Departments - Operating Summary**  
**2021 Budget**

For the Twelve Months Ending  
December 31, 2020

Account	Description	2019 ACTUAL	2020 BUDGET	2020 YEAR END PROJECTION	2021 BUDGET	2021 BUDGET to 2020 BUDGET Variance \$	2021 BUDGET to 2020 BUDGET Variance %
<b>REVENUE</b>							
49000	Investment Income	(\$1,384,858)	(\$1,388,100)	(\$1,203,500)	(\$1,074,600)	\$313,500	-22.58%
49200	Penalties And Interest	(756)	0	200	0	0	0.00%
49400	Transfer From Reserve	(50,626)	(93,800)	(43,800)	(62,000)	31,800	-33.90%
49405	From Reserve - One Time Funding	0	(71,000)	(59,000)	(81,800)	(10,800)	15.21%
51100	Provincial Conditional Grant	(11,563)	0	0	0	0	0.00%
51135	Fed-Prov Safe Restart Mun Oper'g Fu	0	0	(74,100)	(50,000)	(50,000)	100.00%
53001	Other Municipalities	(170)	0	0	0	0	0.00%
53002	Lower Tier Municipalities	(2,657)	0	0	0	0	0.00%
53005	Revenue - Bruce County	(10,512)	(39,800)	(43,700)	(50,000)	(10,200)	25.63%
54000	Admin Services	(586)	0	(700)	0	0	0.00%
54040	Cost Recoveries	(850)	0	0	0	0	0.00%
	<b>TOTAL REVENUE</b>	<b>(1,462,578)</b>	<b>(1,592,700)</b>	<b>(1,424,600)</b>	<b>(1,318,400)</b>	<b>274,300</b>	<b>-17.22%</b>
<b>EXPENDITURE</b>							
<b>Salaries and Wages</b>							
61000	Salaries and Wages	3,326,571	3,763,600	3,857,200	4,101,000	337,400	8.96%
61003	Overtime Wages	27,374	17,400	87,300	14,000	(3,400)	-19.54%
61009	Salary Recoveries	(40,590)	(40,000)	(40,000)	(40,000)	0	0.00%
	<b>Total - Salaries &amp; Wages</b>	<b>3,313,355</b>	<b>3,741,000</b>	<b>3,904,500</b>	<b>4,075,000</b>	<b>334,000</b>	<b>8.93%</b>
<b>Employee Benefits</b>							
61220	CPP	113,516	134,600	131,700	159,700	25,100	18.65%
61221	EI	42,737	47,300	46,100	52,900	5,600	11.84%
61222	WSIB Premiums	40,897	47,100	46,000	52,800	5,700	12.10%
61223	OMERS	333,459	398,300	390,600	424,000	25,700	6.45%
61224	EHT	65,664	73,000	73,700	80,600	7,600	10.41%
61225	Group Benefits	352,598	406,300	395,500	461,600	55,300	13.61%
61228	Boot Allowance	475	600	500	900	300	50.00%
61260	Service Awards	5,843	6,400	500	7,800	1,400	21.88%
	<b>Total - Employee Benefits</b>	<b>955,189</b>	<b>1,113,600</b>	<b>1,084,600</b>	<b>1,240,300</b>	<b>126,700</b>	<b>11.38%</b>
	<b>Total Salaries and Benefits</b>	<b>4,268,544</b>	<b>4,854,600</b>	<b>4,989,100</b>	<b>5,315,300</b>	<b>460,700</b>	<b>9.49%</b>
<b>Other Expenditures</b>							
63000	Advertising	13,028	51,500	40,200	46,800	(4,700)	-9.13%
63002	Advert. and Promo Sponsorships	0	9,000	7,600	9,000	0	0.00%
63003	Print Advertising	0	20,000	14,200	20,000	0	0.00%
63005	Radio Advertising	9,552	30,200	30,300	27,600	(2,600)	-8.61%
63006	Image & Graphics Development	1,803	20,900	15,000	10,000	(10,900)	-52.15%
63007	Media Relations & Group Tours	0	10,000	10,000	10,000	0	0.00%
63008	Internet Advertising (Mtce/Developmen	2,881	36,600	17,500	36,100	(500)	-1.37%
63010	Association/Membership Fees	14,581	17,200	16,300	20,000	2,800	16.28%
63020	Computer Support/Maintenance	818	3,000	5,500	9,000	6,000	200.00%
63025	Web Site Development	656	8,000	13,900	0	(8,000)	-100.00%
63026	Computer Software	119,998	112,000	114,300	123,400	11,400	10.18%
63030	Copying & Printing	48,755	56,200	51,400	52,400	(3,800)	-6.76%
63040	Equip/Furniture Maintenance	3,086	6,600	5,800	10,400	3,800	57.58%
63041	Computer Purchases	16,970	36,200	35,600	24,700	(11,500)	-31.77%
63042	Equip/Furniture Purchases	2,662	5,200	4,100	4,500	(700)	-13.46%
63051	Telephone	10,150	9,600	10,900	10,800	1,200	12.50%
63052	Cellular	15,620	17,900	13,500	13,900	(4,000)	-22.35%
63060	Office & Charting Supplies	9,340	10,000	8,900	10,300	300	3.00%
63063	Postage/Courier/Freight	11,304	26,300	17,300	19,700	(6,600)	-25.10%
63064	Subscriptions & Publications	10,653	15,900	8,600	15,500	(400)	-2.52%

*The County of Grey*  
**Administration Departments - Operating Summary**  
**2021 Budget**

For the Twelve Months Ending  
December 31, 2020

Account	Description	2019 ACTUAL	2020 BUDGET	2020 YEAR END PROJECTION	2021 BUDGET	2021 BUDGET to 2020 BUDGET Variance \$	2021 BUDGET to 2020 BUDGET Variance %
63070	Other Materials & Services	\$2,917	\$3,600	\$6,800	\$3,600	\$0	0.00%
63300	Staff Training and Development	9,511	24,800	10,300	21,400	(3,400)	-13.71%
63301	Corporate Management Training	31,867	41,200	9,500	40,400	(800)	-1.94%
63303	Staff Recognition	1,782	2,600	3,400	2,600	0	0.00%
63310	Travel & Meal Expenses	49,454	63,400	10,100	24,600	(38,800)	-61.20%
63320	Conferences	19,650	26,200	5,400	17,100	(9,100)	-34.73%
63321	Corporate Wellness Program	24,754	30,000	4,000	15,000	(15,000)	-50.00%
63441	Hydro/Water	4,541	6,000	5,000	5,500	(500)	-8.33%
63450	Maintenance of Equipment	1,078	800	0	500	(300)	-37.50%
63750	Brochures/Books	0	2,500	1,500	2,500	0	0.00%
63753	Photographic Supplies	0	7,000	7,000	3,000	(4,000)	-57.14%
63754	Promotion & Public Relations	6,703	24,100	7,000	18,300	(5,800)	-24.07%
63756	Signs	0	10,000	7,500	10,000	0	0.00%
63757	Special Events	0	5,000	5,000	0	(5,000)	-100.00%
63762	Uniforms	0	100	100	100	0	0.00%
63768	Membership Programs	0	2,000	2,000	2,000	0	0.00%
63803	Pandemic Supplies	0	0	0	50,000	50,000	100.00%
64020	Computer Support/Maintenance	149,845	172,800	152,700	146,100	(26,700)	-15.45%
64100	Legal Fees	48,709	70,000	65,000	32,700	(37,300)	-53.29%
64101	Audit Fees	65,003	65,900	63,300	66,600	700	1.06%
64102	Professional & Consulting fees	222,061	255,100	227,500	282,700	27,600	10.82%
64486	Snow Removal	885	600	600	600	0	0.00%
65110	Insurance	31,864	4,300	3,800	3,800	(500)	-11.63%
65200	Bank Charges	7,341	6,400	9,100	7,700	1,300	20.31%
66000	Payments to Indiv. & Organiz'	15,626	15,700	20,500	26,000	10,300	65.61%
66350	Industry Engagement	0	4,000	700	0	(4,000)	-100.00%
67000	Interfunc. Admin Charges	(367,234)	(367,100)	(367,400)	(370,100)	(3,000)	0.82%
67013	Interfunc. Audit Fees	(57,478)	(58,300)	(56,000)	(58,900)	(600)	1.03%
67014	Interfunc. IS Costs	57,700	77,400	77,400	75,700	(1,700)	-2.20%
67019	Interfunc. Computer Lease Chg.	(30,400)	(30,400)	(30,400)	(30,400)	0	0.00%
69100	Transfer to Reserves	680,800	996,300	996,300	656,900	(339,400)	-34.07%
<b>Total - Other Expenditures</b>		<b>1,268,836</b>	<b>1,964,300</b>	<b>1,688,600</b>	<b>1,530,100</b>	<b>(434,200)</b>	<b>-22.10%</b>
<b>TOTAL EXPENDITURE</b>		<b>5,537,380</b>	<b>6,818,900</b>	<b>6,677,700</b>	<b>6,845,400</b>	<b>26,500</b>	<b>0.39%</b>
<b>NET REQUIREMENT</b>		<b>4,074,802</b>	<b>5,226,200</b>	<b>5,253,100</b>	<b>5,527,000</b>	<b>300,800</b>	<b>5.76%</b>

*The County of Grey*  
**Administration Departments - Capital Summary**  
**2021 Budget**

For the Twelve Months Ending  
December 31, 2020

Account	Description	2019 ACTUAL	2020 BUDGET	2020 YEAR END PROJECTION	2021 BUDGET	2021 BUDGET to 2020 BUDGET Variance \$	2021 BUDGET to 2020 BUDGET Variance %
<b>REVENUE</b>							
49400	Transfer From Reserve	(\$164,411)	(\$635,600)	(\$324,100)	(\$1,944,500)	(\$1,308,900)	205.93%
49405	From Reserve - One Time Funding	(56,665)	0	0	(29,200)	(29,200)	100.00%
49425	From Reserve - Gas Tax	(52,942)	(275,900)	(208,300)	(75,500)	200,400	-72.64%
51100	Provincial Conditional Grant	0	0	(81,600)	0	0	0.00%
54060	Miscellaneous Receipts	(27,056)	(21,000)	(26,300)	(30,000)	(9,000)	42.86%
	<b>TOTAL REVENUE</b>	<b>(301,074)</b>	<b>(932,500)</b>	<b>(640,300)</b>	<b>(2,079,200)</b>	<b>(1,146,700)</b>	<b>122.97%</b>
<b>EXPENDITURE</b>							
<b>Other Expenditures</b>							
63028	Network Computer Hardware	122,986	90,000	160,000	65,000	(25,000)	-27.78%
63042	Equip/Furniture Purchases	88,733	284,400	130,000	1,451,600	1,167,200	410.41%
64020	Computer Support/Maintenance	0	0	0	100,000	100,000	100.00%
64102	Professional & Consulting fees	68,355	537,100	329,300	432,600	(104,500)	-19.46%
69100	Transfer to Reserves	177,850	230,800	230,800	281,900	51,100	22.14%
	<b>Total - Other Expenditures</b>	<b>457,924</b>	<b>1,142,300</b>	<b>850,100</b>	<b>2,331,100</b>	<b>1,188,800</b>	<b>104.07%</b>
	<b>TOTAL EXPENDITURE</b>	<b>457,924</b>	<b>1,142,300</b>	<b>850,100</b>	<b>2,331,100</b>	<b>1,188,800</b>	<b>104.07%</b>
	<b>NET REQUIREMENT</b>	<b>156,850</b>	<b>209,800</b>	<b>209,800</b>	<b>251,900</b>	<b>42,100</b>	<b>20.07%</b>

The County of Grey  
Workers Compensation Operating  
2021 Budget  
For the Twelve Months Ending  
December 31, 2020

Account	Description	2019 ACTUAL	2020 BUDGET	2020 YEAR END PROJECTION	2021 BUDGET	2021 BUDGET to 2020 BUDGET Variance \$	2021 BUDGET to 2020 BUDGET Variance %
<b>REVENUE</b>							
49200	Penalties And Interest	\$318	\$200	\$200	\$200	\$0	0.00%
	<b>TOTAL REVENUE</b>	<b>318</b>	<b>200</b>	<b>200</b>	<b>200</b>	<b>0</b>	<b>0.00%</b>
<b>EXPENDITURE</b>							
<b>Salaries and Wages</b>							
61002	Grey County Paid Compensation	261,461	163,700	178,700	139,300	(24,400)	-14.91%
	<b>Total - Salaries &amp; Wages</b>	<b>261,461</b>	<b>163,700</b>	<b>178,700</b>	<b>139,300</b>	<b>(24,400)</b>	<b>-14.91%</b>
<b>Employee Benefits</b>							
61222	WSIB Premiums	(967,087)	(992,000)	(1,071,200)	(1,119,400)	(127,400)	12.84%
61230	Medical Expenses	244,592	209,700	228,500	232,400	22,700	10.82%
61231	WSIB Admin Fee	176,078	147,000	168,300	168,000	21,000	14.29%
61233	WSIB (Paid) Compensation	285,506	269,600	410,000	370,900	101,300	37.57%
	<b>Total - Employee Benefits</b>	<b>(260,911)</b>	<b>(365,700)</b>	<b>(264,400)</b>	<b>(348,100)</b>	<b>17,600</b>	<b>-4.81%</b>
	<b>Total Salaries and Benefits</b>	<b>550</b>	<b>(202,000)</b>	<b>(85,700)</b>	<b>(208,800)</b>	<b>(6,800)</b>	<b>3.37%</b>
<b>Other Expenditures</b>							
63531	Other Expenditure Recovery	(15,586)	0	0	0	0	0.00%
64102	Professional & Consulting fees	0	5,000	1,700	0	(5,000)	-100.00%
65110	Insurance	182,981	196,800	196,800	208,600	11,800	6.00%
69100	Transfer to Reserves	92,500	0	0	0	0	0.00%
	<b>Total - Other Expenditures</b>	<b>259,895</b>	<b>201,800</b>	<b>198,500</b>	<b>208,600</b>	<b>6,800</b>	<b>3.37%</b>
	<b>TOTAL EXPENDITURE</b>	<b>260,445</b>	<b>(200)</b>	<b>112,800</b>	<b>(200)</b>	<b>0</b>	<b>0.00%</b>
	<b>NET REQUIREMENT</b>	<b>260,763</b>	<b>0</b>	<b>113,000</b>	<b>0</b>	<b>0</b>	<b>0.00%</b>

The County of Grey  
Weekly Indemnity (Short Term Disability) Operating  
2021 Budget  
For the Twelve Months Ending  
December 31, 2020

Account	Description	2019 ACTUAL	2020 BUDGET	2020 YEAR END PROJECTION	2021 BUDGET	2021 BUDGET to 2020 BUDGET Variance \$	2021 BUDGET to 2020 BUDGET Variance %
<b>EXPENDITURE</b>							
<b>Salaries and Wages</b>							
61000	Salaries and Wages	\$178,495	\$150,100	\$230,000	\$194,000	\$43,900	29.25%
	<b>Total - Salaries &amp; Wages</b>	<b>178,495</b>	<b>150,100</b>	<b>230,000</b>	<b>194,000</b>	<b>43,900</b>	<b>29.25%</b>
<b>Employee Benefits</b>							
61220	CPP	7,598	7,500	10,100	8,900	1,400	18.67%
61221	EI	3,292	2,900	4,000	3,700	800	27.59%
61224	EHT	3,481	3,000	4,300	3,800	800	26.67%
61225	Group Benefits	(254,503)	(227,500)	(234,100)	(274,600)	(47,100)	20.70%
61230	Medical Expenses	1,014	1,500	1,900	1,700	200	13.33%
61240	STD Admin. Fee	61,157	62,500	61,300	62,500	0	0.00%
	<b>Total - Employee Benefits</b>	<b>(177,961)</b>	<b>(150,100)</b>	<b>(152,500)</b>	<b>(194,000)</b>	<b>(43,900)</b>	<b>29.25%</b>
	<b>Total Salaries and Benefits</b>	<b>534</b>	<b>0</b>	<b>77,500</b>	<b>0</b>	<b>0</b>	<b>0.00%</b>
	<b>TOTAL EXPENDITURE</b>	<b>534</b>	<b>0</b>	<b>77,500</b>	<b>0</b>	<b>0</b>	<b>0.00%</b>
	<b>NET REQUIREMENT</b>	<b>534</b>	<b>0</b>	<b>77,500</b>	<b>0</b>	<b>0</b>	<b>0.00%</b>

*The County of Grey*  
**Information Services Operating**  
**2021 Budget**

For the Twelve Months Ending  
December 31, 2020

Account	Description	2019 ACTUAL	2020 BUDGET	2020 YEAR END PROJECTION	2021 BUDGET	2021 BUDGET to 2020 BUDGET Variance \$	2021 BUDGET to 2020 BUDGET Variance %
<b>REVENUE</b>							
49300	Sale of Assets	(\$6,275)	(\$2,000)	(\$1,000)	(\$3,200)	(\$1,200)	60.00%
49400	Transfer From Reserve	(138,859)	(50,000)	(37,100)	0	50,000	-100.00%
49405	From Reserve - One Time Funding	(79,973)	0	0	0	0	0.00%
53002	Lower Tier Municipalities	(2,447)	(500)	(500)	(500)	0	0.00%
54060	Miscellaneous Receipts	(1,200)	(1,200)	(1,200)	0	1,200	-100.00%
	<b>TOTAL REVENUE</b>	<b>(228,754)</b>	<b>(53,700)</b>	<b>(39,800)</b>	<b>(3,700)</b>	<b>50,000</b>	<b>-93.11%</b>
<b>EXPENDITURE</b>							
<b>Other Expenditures</b>							
63026	Computer Software	437,260	535,300	535,300	495,700	(39,600)	-7.40%
63028	Network Computer Hardware	2,531	0	900	0	0	0.00%
63029	Desktop Computer Hardware	11,200	12,000	6,000	12,000	0	0.00%
63051	Telephone	862	0	0	0	0	0.00%
63052	Cellular	0	0	400	0	0	0.00%
63070	Other Materials & Services	3,910	0	0	0	0	0.00%
63300	Staff Training and Development	6,990	8,000	4,000	10,000	2,000	25.00%
64025	Network Admin. Services	122,791	53,200	48,000	3,200	(50,000)	-93.98%
64027	Internet Network Services	16,930	18,600	18,600	19,300	700	3.76%
67014	Interfunc. IS Costs	(539,400)	(686,300)	(686,300)	(664,100)	22,200	-3.23%
69100	Transfer to Reserves	163,000	112,900	112,900	127,600	14,700	13.02%
	<b>Total - Other Expenditures</b>	<b>226,074</b>	<b>53,700</b>	<b>39,800</b>	<b>3,700</b>	<b>(50,000)</b>	<b>-93.11%</b>
	<b>TOTAL EXPENDITURE</b>	<b>226,074</b>	<b>53,700</b>	<b>39,800</b>	<b>3,700</b>	<b>(50,000)</b>	<b>-93.11%</b>
	<b>NET REQUIREMENT</b>	<b>(2,680)</b>	<b>0</b>	<b>0</b>	<b>0</b>	<b>0</b>	<b>0.00%</b>



The County of Grey  
Assessment Operating  
2021 Budget  
For the Twelve Months Ending  
December 31, 2020

Account	Description	2019 ACTUAL	2020 BUDGET	2020 YEAR END PROJECTION	2021 BUDGET	2021 BUDGET to 2020 BUDGET Variance \$	2021 BUDGET to 2020 BUDGET Variance %
<b>EXPENDITURE</b>							
	<b>Other Expenditures</b>						
66000	Payments to Indiv. & Organiz'	\$1,849,131	\$1,879,600	\$1,879,600	\$1,885,000	\$5,400	0.29%
	<b>Total - Other Expenditures</b>	<b>1,849,131</b>	<b>1,879,600</b>	<b>1,879,600</b>	<b>1,885,000</b>	<b>5,400</b>	<b>0.29%</b>
	<b>TOTAL EXPENDITURE</b>	<b>1,849,131</b>	<b>1,879,600</b>	<b>1,879,600</b>	<b>1,885,000</b>	<b>5,400</b>	<b>0.29%</b>
	<b>NET REQUIREMENT</b>	<b>1,849,131</b>	<b>1,879,600</b>	<b>1,879,600</b>	<b>1,885,000</b>	<b>5,400</b>	<b>0.29%</b>

*The County of Grey*  
**Provincial Offences Operating (Summary)**  
**2021 Budget**

For the Twelve Months Ending  
December 31, 2020

Account	Description	2019 ACTUAL	2020 BUDGET	2020 YEAR END PROJECTION	2021 BUDGET	2021 BUDGET to 2020 BUDGET Variance \$	2021 BUDGET to 2020 BUDGET Variance %
<b>REVENUE</b>							
49000	Investment Income	(\$1,859)	(\$1,500)	(\$1,400)	(\$1,500)	\$0	0.00%
49405	From Reserve - One Time Funding	0	0	0	(30,500)	(30,500)	100.00%
53001	Other Municipalities	(167,562)	(160,000)	(75,000)	(160,000)	0	0.00%
54012	Provincial Offences Revenue	(2,212,527)	(2,250,000)	(1,750,000)	(2,250,000)	0	0.00%
54018	Service Ontario Revenue	(269,456)	(250,000)	(155,000)	(250,000)	0	0.00%
54039	Transcripts	(1,610)	(2,500)	(2,000)	(2,500)	0	0.00%
54040	Cost Recoveries	(408)	0	(1,100)	0	0	0.00%
<b>TOTAL REVENUE</b>		<b>(2,653,422)</b>	<b>(2,664,000)</b>	<b>(1,984,500)</b>	<b>(2,694,500)</b>	<b>(30,500)</b>	<b>1.14%</b>
<b>EXPENDITURE</b>							
<b>Salaries and Wages</b>							
61000	Salaries and Wages	456,585	516,300	483,200	563,300	47,000	9.10%
61003	Overtime Wages	1,778	0	2,300	0	0	0.00%
<b>Total - Salaries &amp; Wages</b>		<b>458,363</b>	<b>516,300</b>	<b>485,500</b>	<b>563,300</b>	<b>47,000</b>	<b>9.10%</b>
<b>Employee Benefits</b>							
61220	CPP	20,059	22,500	21,800	24,700	2,200	9.78%
61221	EI	7,842	8,200	7,900	8,600	400	4.88%
61222	WSIB Premiums	6,213	7,100	6,600	7,600	500	7.04%
61223	OMERS	39,138	57,400	41,700	53,400	(4,000)	-6.97%
61224	EHT	8,974	10,100	9,400	11,100	1,000	9.90%
61225	Group Benefits	53,199	66,300	57,200	59,000	(7,300)	-11.01%
61260	Service Awards	0	200	300	0	(200)	-100.00%
<b>Total - Employee Benefits</b>		<b>135,425</b>	<b>171,800</b>	<b>144,900</b>	<b>164,400</b>	<b>(7,400)</b>	<b>-4.31%</b>
<b>Total Salaries and Benefits</b>		<b>593,788</b>	<b>688,100</b>	<b>630,400</b>	<b>727,700</b>	<b>39,600</b>	<b>5.75%</b>
<b>Other Expenditures</b>							
63010	Association/Membership Fees	1,295	4,300	4,300	4,400	100	2.33%
63014	POA Tickets / Forms	1,716	3,000	0	5,000	2,000	66.67%
63020	Computer Support/Maintenance	4,963	10,000	3,500	10,100	100	1.00%
63030	Copying & Printing	3,311	3,500	2,500	3,500	0	0.00%
63040	Equip/Furniture Maintenance	244	1,400	300	800	(600)	-42.86%
63041	Computer Purchases	2,307	6,100	10,100	6,500	400	6.56%
63042	Equip/Furniture Purchases	2,352	4,500	2,600	4,500	0	0.00%
63051	Telephone	6,367	5,900	6,800	6,800	900	15.25%
63052	Cellular	1,305	2,500	1,500	2,400	(100)	-4.00%
63060	Office & Charting Supplies	988	2,000	2,000	2,200	200	10.00%
63063	Postage/Courier/Freight	7,970	9,500	5,700	10,500	1,000	10.53%
63064	Subscriptions & Publications	1,820	4,900	4,300	4,800	(100)	-2.04%
63070	Other Materials & Services	265	2,400	600	1,300	(1,100)	-45.83%
63300	Staff Training and Development	1,153	6,700	2,500	5,100	(1,600)	-23.88%
63310	Travel & Meal Expenses	2,075	9,700	1,000	4,500	(5,200)	-53.61%
63320	Conferences	1,363	4,100	0	2,500	(1,600)	-39.02%
64020	Computer Support/Maintenance	32,122	35,000	31,000	35,000	0	0.00%
64102	Professional & Consulting fees	17,164	23,000	15,000	25,000	2,000	8.70%
64104	Provincial Adjudication	112,716	130,000	60,000	130,000	0	0.00%
64105	Collection Fees	23,126	28,000	10,000	20,000	(8,000)	-28.57%
64106	Provincial Prosecution	14,161	14,000	8,000	15,000	1,000	7.14%
64107	County Prosecution	41,920	15,000	1,100	5,100	(9,900)	-66.00%
64108	Monitoring & Enforcement	12,564	14,000	12,600	14,000	0	0.00%
64120	Purchased Service	25,000	30,000	25,000	30,000	0	0.00%
65110	Insurance	0	3,800	3,800	2,900	(900)	-23.68%
65200	Bank Charges	39,035	36,000	70	36,000	0	0.00%

*The County of Grey*  
**Provincial Offences Operating (Summary)**  
**2021 Budget**

For the Twelve Months Ending  
December 31, 2020

Account	Description	2019 ACTUAL	2020 BUDGET	2020 YEAR END PROJECTION	2021 BUDGET	2021 BUDGET to 2020 BUDGET Variance \$	2021 BUDGET to 2020 BUDGET Variance %
65300	Rent	\$7,800	\$8,000	\$8,000	\$8,000	\$0	0.00%
66006	Payments to Lower Tiers	72,536	65,000	65,000	65,000	0	0.00%
66009	Payments to Other Municipalities	134,055	175,000	65,000	150,000	(25,000)	-14.29%
66010	Victim Fine Surcharge	372,639	367,000	365,000	367,000	0	0.00%
66011	Dedicated Fine	64,180	60,000	20,000	60,000	0	0.00%
66012	Witness Expense	4,523	13,000	100	6,000	(7,000)	-53.85%
66015	Payments to Bruce County	335,016	263,300	140,000	267,000	3,700	1.41%
67000	Interfunc. Admin Charges	86,534	86,700	86,700	89,400	2,700	3.11%
67007	Interfunc. Rent	138,200	138,200	138,000	138,200	0	0.00%
67013	Interfunc. Audit Fees	2,781	2,900	2,900	3,000	100	3.45%
67014	Interfunc. IS Costs	11,300	14,400	14,400	16,400	2,000	13.89%
<b>Total - Other Expenditures</b>		<b>1,586,866</b>	<b>1,602,800</b>	<b>1,155,800</b>	<b>1,557,900</b>	<b>(44,900)</b>	<b>-2.80%</b>
<b>TOTAL EXPENDITURE</b>		<b>2,180,654</b>	<b>2,290,900</b>	<b>1,786,200</b>	<b>2,285,600</b>	<b>(5,300)</b>	<b>-0.23%</b>
<b>NET REQUIREMENT</b>		<b>(472,768)</b>	<b>(373,100)</b>	<b>(198,300)</b>	<b>(408,900)</b>	<b>(35,800)</b>	<b>9.60%</b>

*The County of Grey*  
**County Property - Administration Building**  
**2021 Budget**

For the Twelve Months Ending  
December 31, 2020

Account	Description	2019 ACTUAL	2020 BUDGET	2020 YEAR END PROJECTION	2021 BUDGET	2021 BUDGET to 2020 BUDGET Variance \$	2021 BUDGET to 2020 BUDGET Variance %
<b>REVENUE</b>							
54031	Building Rentals	(\$2,475)	\$0	\$0	\$0	\$0	0.00%
54040	Cost Recoveries	(1,000)	(1,000)	(1,000)	(1,000)	0	0.00%
	<b>TOTAL REVENUE</b>	<b>(3,475)</b>	<b>(1,000)</b>	<b>(1,000)</b>	<b>(1,000)</b>	<b>0</b>	<b>0.00%</b>
<b>EXPENDITURE</b>							
<b>Salaries and Wages</b>							
61000	Salaries and Wages	176,892	183,800	178,500	192,800	9,000	4.90%
61003	Overtime Wages	85	0	100	0	0	0.00%
	<b>Total - Salaries &amp; Wages</b>	<b>176,977</b>	<b>183,800</b>	<b>178,600</b>	<b>192,800</b>	<b>9,000</b>	<b>4.90%</b>
<b>Employee Benefits</b>							
61220	CPP	8,313	8,900	8,500	10,000	1,100	12.36%
61221	EI	3,153	3,200	3,000	3,300	100	3.13%
61222	WSIB Premiums	2,399	2,500	2,300	2,600	100	4.00%
61223	OMERS	15,673	16,100	15,700	16,600	500	3.11%
61224	EHT	3,465	3,600	3,400	3,800	200	5.56%
61225	Group Benefits	28,042	25,100	24,000	25,300	200	0.80%
61228	Boot Allowance	398	900	900	900	0	0.00%
61260	Service Awards	0	0	0	200	200	100.00%
	<b>Total - Employee Benefits</b>	<b>61,443</b>	<b>60,300</b>	<b>57,800</b>	<b>62,700</b>	<b>2,400</b>	<b>3.98%</b>
	<b>Total Salaries and Benefits</b>	<b>238,420</b>	<b>244,100</b>	<b>236,400</b>	<b>255,500</b>	<b>11,400</b>	<b>4.67%</b>
<b>Other Expenditures</b>							
63041	Computer Purchases	0	5,100	2,400	2,400	(2,700)	-52.94%
63042	Equip/Furniture Purchases	7,897	5,000	0	5,000	0	0.00%
63052	Cellular	1,896	2,300	1,800	2,800	500	21.74%
63060	Office & Charting Supplies	275	0	2,000	0	0	0.00%
63063	Postage/Courier/Freight	0	0	100	0	0	0.00%
63065	Meeting Room Supplies	8,129	6,000	3,600	4,000	(2,000)	-33.33%
63070	Other Materials & Services	9,124	3,000	1,000	3,000	0	0.00%
63300	Staff Training and Development	260	2,000	0	1,000	(1,000)	-50.00%
63310	Travel & Meal Expenses	98	200	200	200	0	0.00%
63401	Cleaning Supplies	10,920	11,000	11,000	11,000	0	0.00%
63403	Maintenance of Buildings	14,055	16,000	21,000	16,000	0	0.00%
63440	Heat	15,831	18,000	14,000	16,000	(2,000)	-11.11%
63441	Hydro/Water	132,078	136,000	128,000	130,000	(6,000)	-4.41%
63447	Natural Gas Rebate - LAS	(12,340)	0	(4,500)	0	0	0.00%
63450	Maintenance of Equipment	2,456	1,000	1,000	1,000	0	0.00%
63485	Maintenance of Grounds	0	0	1,500	0	0	0.00%
63522	Cable TV Expense	0	0	0	1,200	1,200	100.00%
63531	Other Expenditure Recovery	(961)	(500)	(1,300)	(500)	0	0.00%
63600	Fuel	734	900	500	900	0	0.00%
63762	Uniforms	481	1,400	0	1,400	0	0.00%
63763	Displays	224	500	0	500	0	0.00%
64102	Professional & Consulting fees	0	800	0	800	0	0.00%
64403	General Hdwr - Repairs & Supp.	28,047	25,000	33,000	25,000	0	0.00%
64419	Waste Removal	5,891	11,000	7,000	9,000	(2,000)	-18.18%
64450	Repairs to Ground Equip.	82	1,000	100	1,000	0	0.00%
64485	Landscape Mtce. Contracts	1,473	5,000	0	5,000	0	0.00%
64486	Snow Removal	48,341	38,000	30,000	38,000	0	0.00%
65110	Insurance	36,710	26,900	26,900	31,200	4,300	15.99%
67007	Interfunc. Rent	(291,608)	(291,300)	(291,300)	(291,700)	(400)	0.14%
67014	Interfunc. IS Costs	3,600	4,700	4,700	4,300	(400)	-8.51%

*The County of Grey*  
**County Property - Administration Building**  
**2021 Budget**

For the Twelve Months Ending  
December 31, 2020

<u>Account</u>	<u>Description</u>	<u>2019 ACTUAL</u>	<u>2020 BUDGET</u>	<u>2020 YEAR END PROJECTION</u>	<u>2021 BUDGET</u>	<u>2021 BUDGET to 2020 BUDGET Variance \$</u>	<u>2021 BUDGET to 2020 BUDGET Variance %</u>
	<i>Total - Other Expenditures</i>	<b>\$23,693</b>	<b>\$29,000</b>	<b>(\$7,300)</b>	<b>\$18,500</b>	<b>(\$10,500)</b>	<b>-36.21%</b>
	<b>TOTAL EXPENDITURE</b>	<b>262,113</b>	<b>273,100</b>	<b>229,100</b>	<b>274,000</b>	<b>900</b>	<b>0.33%</b>
	<b>NET REQUIREMENT</b>	<b>258,638</b>	<b>272,100</b>	<b>228,100</b>	<b>273,000</b>	<b>900</b>	<b>0.33%</b>

The County of Grey  
**County Property - Administration Building COVID-19**  
**2021 Budget**  
For the Twelve Months Ending  
December 31, 2020

Account	Description	2019 ACTUAL	2020 BUDGET	2020 YEAR END PROJECTION	2021 BUDGET	2021 BUDGET to 2020 BUDGET Variance \$	2021 BUDGET to 2020 BUDGET Variance %
<b>REVENUE</b>							
51135	Fed-Prov Safe Restart Mun Oper'g Fu	\$0	\$0	(\$12,000)	\$0	\$0	0.00%
	<b>TOTAL REVENUE</b>	<b>0</b>	<b>0</b>	<b>(12,000)</b>	<b>0</b>	<b>0</b>	<b>0.00%</b>
<b>EXPENDITURE</b>							
<b>Other Expenditures</b>							
63803	Pandemic Supplies	0	0	12,000	0	0	0.00%
	<b>Total - Other Expenditures</b>	<b>0</b>	<b>0</b>	<b>12,000</b>	<b>0</b>	<b>0</b>	<b>0.00%</b>
	<b>TOTAL EXPENDITURE</b>	<b>0</b>	<b>0</b>	<b>12,000</b>	<b>0</b>	<b>0</b>	<b>0.00%</b>



The County of Grey  
County Property - Morrison Building (G & B House)  
2021 Budget  
For the Twelve Months Ending  
December 31, 2020

Account	Description	2019 ACTUAL	2020 BUDGET	2020 YEAR END PROJECTION	2021 BUDGET	2021 BUDGET to 2020 BUDGET Variance \$	2021 BUDGET to 2020 BUDGET Variance %
<b>REVENUE</b>							
54031	Building Rentals	(\$7,765)	(\$8,600)	(\$8,600)	(\$8,600)	\$0	0.00%
54060	Miscellaneous Receipts	(139)	0	0	0	0	0.00%
<b>TOTAL REVENUE</b>		<b>(7,904)</b>	<b>(8,600)</b>	<b>(8,600)</b>	<b>(8,600)</b>	<b>0</b>	<b>0.00%</b>
<b>EXPENDITURE</b>							
<b>Other Expenditures</b>							
64102	Professional & Consulting fees	0	600	0	600	0	0.00%
64403	General Hdwr - Repairs & Supp.	0	500	0	500	0	0.00%
69100	Transfer to Reserves	2,300	2,300	2,300	2,300	0	0.00%
<b>Total - Other Expenditures</b>		<b>2,300</b>	<b>3,400</b>	<b>2,300</b>	<b>3,400</b>	<b>0</b>	<b>0.00%</b>
<b>TOTAL EXPENDITURE</b>		<b>2,300</b>	<b>3,400</b>	<b>2,300</b>	<b>3,400</b>	<b>0</b>	<b>0.00%</b>
<b>NET REQUIREMENT</b>		<b>(5,604)</b>	<b>(5,200)</b>	<b>(6,300)</b>	<b>(5,200)</b>	<b>0</b>	<b>0.00%</b>

*The County of Grey*  
**County Property - Admin. Building Capital**  
**2021 Budget**

For the Twelve Months Ending  
December 31, 2020

Account	Description	2019 ACTUAL	2020 BUDGET	2020 YEAR END PROJECTION	2021 BUDGET	2021 BUDGET to 2020 BUDGET Variance \$	2021 BUDGET to 2020 BUDGET Variance %
<b>REVENUE</b>							
49400	Transfer From Reserve	(\$61,308)	(\$295,000)	(\$85,000)	(\$180,000)	\$115,000	-38.98%
	<b>TOTAL REVENUE</b>	<b>(61,308)</b>	<b>(295,000)</b>	<b>(85,000)</b>	<b>(180,000)</b>	<b>115,000</b>	<b>-38.98%</b>
<b>EXPENDITURE</b>							
<b>Other Expenditures</b>							
63042	Equip/Furniture Purchases	24,667	10,000	10,000	5,000	(5,000)	-50.00%
64403	General Hdwr - Repairs & Supp.	36,641	70,000	70,000	0	(70,000)	-100.00%
64421	Roofing Soffit, Fascia & Eaves	0	0	0	5,000	5,000	100.00%
64429	Site Maintenance	0	150,000	0	150,000	0	0.00%
64500	Buildings/Renovations	0	65,000	5,000	10,000	(55,000)	-84.62%
64605	Illumination Lighting	0	0	0	10,000	10,000	100.00%
69100	Transfer to Reserves	81,900	83,500	83,500	85,200	1,700	2.04%
	<b>Total - Other Expenditures</b>	<b>143,208</b>	<b>378,500</b>	<b>168,500</b>	<b>265,200</b>	<b>(113,300)</b>	<b>-29.93%</b>
	<b>TOTAL EXPENDITURE</b>	<b>143,208</b>	<b>378,500</b>	<b>168,500</b>	<b>265,200</b>	<b>(113,300)</b>	<b>-29.93%</b>
	<b>NET REQUIREMENT</b>	<b>81,900</b>	<b>83,500</b>	<b>83,500</b>	<b>85,200</b>	<b>1,700</b>	<b>2.04%</b>

The County of Grey  
**County Property - Admin. Building - Expansion & Renovation**  
**2021 Budget**  
For the Twelve Months Ending  
December 31, 2020

Account	Description	2019 ACTUAL	2020 BUDGET	2020 YEAR END PROJECTION	2021 BUDGET	2021 BUDGET to 2020 BUDGET Variance \$	2021 BUDGET to 2020 BUDGET Variance %
<b>EXPENDITURE</b>							
	<b>Other Expenditures</b>						
62210	Debenture-Interest Payments	\$213,109	\$199,300	\$199,300	\$185,100	(\$14,200)	-7.12%
68210	Debenture/Debt Principal Pmts.	493,430	507,200	507,200	521,400	14,200	2.80%
	<b>Total - Other Expenditures</b>	<b>706,539</b>	<b>706,500</b>	<b>706,500</b>	<b>706,500</b>	<b>0</b>	<b>0.00%</b>
	<b>TOTAL EXPENDITURE</b>	<b>706,539</b>	<b>706,500</b>	<b>706,500</b>	<b>706,500</b>	<b>0</b>	<b>0.00%</b>
	<b>NET REQUIREMENT</b>	<b>706,539</b>	<b>706,500</b>	<b>706,500</b>	<b>706,500</b>	<b>0</b>	<b>0.00%</b>

The County of Grey  
County Property - Morrison Building (G & B House) Capital  
2021 Budget  
For the Twelve Months Ending  
December 31, 2020

Account	Description	2019 ACTUAL	2020 BUDGET	2020 YEAR END PROJECTION	2021 BUDGET	2021 BUDGET to 2020 BUDGET Variance \$	2021 BUDGET to 2020 BUDGET Variance %
<b>REVENUE</b>							
49400	Transfer From Reserve	(\$11,998)	(\$21,700)	\$0	(\$16,900)	\$4,800	-22.12%
	<b>TOTAL REVENUE</b>	<b>(11,998)</b>	<b>(21,700)</b>	<b>0</b>	<b>(16,900)</b>	<b>4,800</b>	<b>-22.12%</b>
<b>EXPENDITURE</b>							
<b>Other Expenditures</b>							
64421	Roofing Soffit, Fascia & Eaves	11,998	0	0	0	0	0.00%
64429	Site Maintenance	0	21,700	0	0	(21,700)	-100.00%
64500	Buildings/Renovations	0	0	0	16,900	16,900	100.00%
	<b>Total - Other Expenditures</b>	<b>11,998</b>	<b>21,700</b>	<b>0</b>	<b>16,900</b>	<b>(4,800)</b>	<b>-22.12%</b>
	<b>TOTAL EXPENDITURE</b>	<b>11,998</b>	<b>21,700</b>	<b>0</b>	<b>16,900</b>	<b>(4,800)</b>	<b>-22.12%</b>

*The County of Grey*  
**Tax and Other - Operating Summary**  
**2021 Budget**

For the Twelve Months Ending  
December 31, 2020

Account	Description	2019 ACTUAL	2020 BUDGET	2020 YEAR END PROJECTION	2021 BUDGET	2021 BUDGET to 2020 BUDGET Variance \$	2021 BUDGET to 2020 BUDGET Variance %
<b>REVENUE</b>							
40100	Supplementary Taxes	(\$2,004,748)	(\$1,017,000)	(\$991,400)	(\$974,800)	\$42,200	-4.15%
40101	Payments In Lieu of Taxes	(10,425)	(10,400)	(10,400)	(10,400)	0	0.00%
49405	From Reserve - One Time Funding	(46,299)	(50,000)	0	0	50,000	-100.00%
51100	Provincial Conditional Grant	(713,437)	0	0	0	0	0.00%
<b>TOTAL REVENUE</b>		<b>(2,774,909)</b>	<b>(1,077,400)</b>	<b>(1,001,800)</b>	<b>(985,200)</b>	<b>92,200</b>	<b>-8.56%</b>
<b>EXPENDITURE</b>							
<b>Other Expenditures</b>							
65204	Tax Write Offs	981,899	652,600	624,300	624,400	(28,200)	-4.32%
66000	Payments to Indiv. & Organiz'	46,299	50,000	0	0	(50,000)	-100.00%
69100	Transfer to Reserves	713,437	0	0	0	0	0.00%
<b>Total - Other Expenditures</b>		<b>1,741,635</b>	<b>702,600</b>	<b>624,300</b>	<b>624,400</b>	<b>(78,200)</b>	<b>-11.13%</b>
<b>TOTAL EXPENDITURE</b>		<b>1,741,635</b>	<b>702,600</b>	<b>624,300</b>	<b>624,400</b>	<b>(78,200)</b>	<b>-11.13%</b>
<b>NET REQUIREMENT</b>		<b>(1,033,274)</b>	<b>(374,800)</b>	<b>(377,500)</b>	<b>(360,800)</b>	<b>14,000</b>	<b>-3.74%</b>

The County of Grey  
Grey Bruce Health Unit  
2021 Budget  
For the Twelve Months Ending  
December 31, 2020

Account	Description	2019 ACTUAL	2020 BUDGET	2020 YEAR END PROJECTION	2021 BUDGET	2021 BUDGET to 2020 BUDGET Variance \$	2021 BUDGET to 2020 BUDGET Variance %
<b>REVENUE</b>							
49415	From Reserve - Dev. Charges	(\$44,196)	(\$44,200)	(\$44,200)	(\$44,200)	\$0	0.00%
54012	Provincial Offences Revenue	(458)	0	0	0	0	0.00%
54040	Cost Recoveries	(173,302)	0	0	0	0	0.00%
	<b>TOTAL REVENUE</b>	<b>(217,956)</b>	<b>(44,200)</b>	<b>(44,200)</b>	<b>(44,200)</b>	<b>0</b>	<b>0.00%</b>
<b>EXPENDITURE</b>							
<b>Other Expenditures</b>							
66000	Payments to Indiv. & Organiz'	1,676,829	1,676,800	1,676,800	1,676,800	0	0.00%
	<b>Total - Other Expenditures</b>	<b>1,676,829</b>	<b>1,676,800</b>	<b>1,676,800</b>	<b>1,676,800</b>	<b>0</b>	<b>0.00%</b>
	<b>TOTAL EXPENDITURE</b>	<b>1,676,829</b>	<b>1,676,800</b>	<b>1,676,800</b>	<b>1,676,800</b>	<b>0</b>	<b>0.00%</b>
	<b>NET REQUIREMENT</b>	<b>1,458,873</b>	<b>1,632,600</b>	<b>1,632,600</b>	<b>1,632,600</b>	<b>0</b>	<b>0.00%</b>



The County of Grey  
Health Care - COVID-19  
2021 Budget  
For the Twelve Months Ending  
December 31, 2020

Account	Description	2019 ACTUAL	2020 BUDGET	2020 YEAR END PROJECTION	2021 BUDGET	2021 BUDGET to 2020 BUDGET Variance \$	2021 BUDGET to 2020 BUDGET Variance %
<b>REVENUE</b>							
51100	Provincial Conditional Grant	\$0	\$0	(\$4,900)	\$0	\$0	0.00%
	<b>TOTAL REVENUE</b>	<b>0</b>	<b>0</b>	<b>(4,900)</b>	<b>0</b>	<b>0</b>	<b>0.00%</b>
<b>EXPENDITURE</b>							
<b>Other Expenditures</b>							
63803	Pandemic Supplies	0	0	4,900	0	0	0.00%
	<b>Total - Other Expenditures</b>	<b>0</b>	<b>0</b>	<b>4,900</b>	<b>0</b>	<b>0</b>	<b>0.00%</b>
	<b>TOTAL EXPENDITURE</b>	<b>0</b>	<b>0</b>	<b>4,900</b>	<b>0</b>	<b>0</b>	<b>0.00%</b>

The County of Grey  
**Centre Grey Hospital Campaign (Markdale Hospital)**  
**2021 Budget**  
For the Twelve Months Ending  
December 31, 2020

Account	Description	2019 ACTUAL	2020 BUDGET	2020 YEAR END PROJECTION	2021 BUDGET	2021 BUDGET to 2020 BUDGET Variance \$	2021 BUDGET to 2020 BUDGET Variance %
<b>REVENUE</b>							
49400	Transfer From Reserve	\$0	\$0	\$0	(\$777,200)	(\$777,200)	100.00%
	<b>TOTAL REVENUE</b>	<b>0</b>	<b>0</b>	<b>0</b>	<b>(777,200)</b>	<b>(777,200)</b>	<b>100.00%</b>
<b>EXPENDITURE</b>							
<b>Other Expenditures</b>							
66000	Payments to Indiv. & Organiz'	0	0	0	777,200	777,200	100.00%
	<b>Total - Other Expenditures</b>	<b>0</b>	<b>0</b>	<b>0</b>	<b>777,200</b>	<b>777,200</b>	<b>100.00%</b>
	<b>TOTAL EXPENDITURE</b>	<b>0</b>	<b>0</b>	<b>0</b>	<b>777,200</b>	<b>777,200</b>	<b>100.00%</b>

The County of Grey  
Health Care Initiatives Funding  
2021 Budget  
For the Twelve Months Ending  
December 31, 2020

Account	Description	2019 ACTUAL	2020 BUDGET	2020 YEAR END PROJECTION	2021 BUDGET	2021 BUDGET to 2020 BUDGET Variance \$	2021 BUDGET to 2020 BUDGET Variance %
<b>EXPENDITURE</b>							
	<b>Other Expenditures</b>						
69100	Transfer to Reserves	\$277,300	\$286,100	\$286,100	\$299,100	\$13,000	4.54%
	<b>Total - Other Expenditures</b>	<b>277,300</b>	<b>286,100</b>	<b>286,100</b>	<b>299,100</b>	<b>13,000</b>	<b>4.54%</b>
	<b>TOTAL EXPENDITURE</b>	<b>277,300</b>	<b>286,100</b>	<b>286,100</b>	<b>299,100</b>	<b>13,000</b>	<b>4.54%</b>
	<b>NET REQUIREMENT</b>	<b>277,300</b>	<b>286,100</b>	<b>286,100</b>	<b>299,100</b>	<b>13,000</b>	<b>4.54%</b>

The County of Grey  
Georgian College - Marine Emerg. Duties Training Centre  
2021 Budget  
For the Twelve Months Ending  
December 31, 2020

Account	Description	2019 ACTUAL	2020 BUDGET	2020 YEAR END PROJECTION	2021 BUDGET	2021 BUDGET to 2020 BUDGET Variance \$	2021 BUDGET to 2020 BUDGET Variance %
<b>EXPENDITURE</b>							
	<b>Other Expenditures</b>						
66000	Payments to Indiv. & Organiz'	\$200,000	\$200,000	\$200,000	\$200,000	\$0	0.00%
	<b>Total - Other Expenditures</b>	<b>200,000</b>	<b>200,000</b>	<b>200,000</b>	<b>200,000</b>	<b>0</b>	<b>0.00%</b>
	<b>TOTAL EXPENDITURE</b>	<b>200,000</b>	<b>200,000</b>	<b>200,000</b>	<b>200,000</b>	<b>0</b>	<b>0.00%</b>
	<b>NET REQUIREMENT</b>	<b>200,000</b>	<b>200,000</b>	<b>200,000</b>	<b>200,000</b>	<b>0</b>	<b>0.00%</b>

## Planning & Community Development Budget DETAILS

### Planning and Community Development Function Overview

The 2021 budget for the Planning and Community Development function includes a net requirement (total of operating and capital) of \$4,465,500 compared to \$4,390,200 in 2020, an increase of \$75,300.

### Planning Budget

The 2021 Planning budget includes a net departmental requirement (total of operating and capital) of \$826,400 compared to \$810,200 in 2020, an increase of \$16,200.

The 2021 budget requires a capital net requirement of \$18,200. For 2021 the following capital expenditures have been budgeted:

- \$75,000 to conduct an Age Friendly Community Strategic Plan that would help ensure that decisions and actions reflect and respond to the needs of youth and older adults in our communities. This project is being carried forward from 2020 and is funded from reserves.
- \$60,000 to fund the Development Charges Study Five Year Review. This review is required to prevent the development charges by-law from expiring so that future growth-related capital costs can continue to be

funded from development charges. This project is being funded from the Development Charges Reserve.

- Funds are being carried over from 2020 to complete the Climate Change Action Plan which will identify actions to mitigate and help increase resilience to the effects of climate change.
- \$3,700 as a transfer to reserve for a future growth management study and development charges review.
- \$4,500 as a transfer to reserve for future plotter/scanner equipment replacement.
- \$10,000 as a transfer to reserve for a future Official Plan update.

### Agriculture Budget

The Agriculture budget includes a net departmental operating requirement of \$155,100 compared to \$150,900 in 2020, or an increase of \$4,200.

The Agricultural budget includes costs associated with enforcing the County's Forest Management By-law. It also includes grant contributions to agricultural organizations such as the Grey Agricultural Services and the 4-H Club. The Agricultural budget also includes grant payments for the harvesting of nuisance beaver and coyotes.

The 2021 Agriculture budget includes some carry-over funding for computer software and hardware acquisitions for Grey Agricultural Services, which is a resource centre for the local agricultural community. Another key initiative that will be moving forward is the Regional Agricultural Learning and

Demonstration Site adjacent to Grey Roots which is a partnership between the Owen Sound and Chatsworth Agricultural Societies.

## Forestry Budget

The 2021 Forestry budget includes a net departmental requirement of \$42,600 compared to \$41,900 in 2020 or an increase of \$700.

Forest revenue for 2021 based on recent tender results is \$112,500. This is an increase in revenue of \$3,500 compared to the 2020 budgeted amount of \$109,000.

The 2021 budget contains funding for maintenance work, signage, and trail improvements within the County Forests. Some of these funds are carried over from the 2020 budget to tackle priority projects and recommendations that are part of the Recreational Trails Master Plan. Another key initiative will be finalizing the update to the Forest Management Plan.

## Trails Budget

The 2021 Trails budget has a net departmental requirement (total of operating and capital) of \$146,900 compared to \$140,700 in 2020 or an increase of \$6,200.

The Trails budget provides funding for the management of the CP Rail Trail. For 2021, the Trails capital budget will provide \$43,000 in reserve funding carried forward from 2020 for repair work that was unable to be completed in 2020 to Culvert 5A, and \$41,000 in reserve funding for the

replacement of Culvert 15A. A total of \$45,000 has also been included to complete an updated assessment of the culverts/bridges on the CP Rail Trail.

The transfer to reserves budget line contains \$78,000 to be transferred to the Trails Reserve from which capital projects are funded. The rehabilitation and replacement of culverts and bridges along the CP Rail Trail is based on the needs identified in the 2016 Bridge and Culvert Assessment Report and based on information and assistance provided by the County Transportation Services Department.

## Economic Development Budget

The 2021 Economic Development budget includes a net departmental requirement (operating and capital) of \$1,156,100 compared to \$1,051,900 in 2020, or an increase of \$104,200.

The 2020 budget continues to build upon the work identified in the Corporate Strategic Plan and Economic Development Strategic Plan, with a specific focus on investment, attraction/retention and entrepreneurship.

The Economic Development portfolio includes the following budget cost centres:

- Economic Development – General
- Economic Development – Regional Attraction & Retention
- Economic Development – Local Immigration Partnership
- Economic Development – Local Food

- Economic Development – Community Hub
- Economic Development – Community Transportation
- Economic Development – Business Enterprise Centre

The Economic Development General capital budget for 2021 includes \$180,000 in funding allocated towards Community Improvement Plans for member municipalities to accelerate priority developments such as attainable housing.

As well, a transfer to reserve of \$5,000 to fund a new economic development strategy in 2021 and \$2,400 towards tourism vehicle replacement have been budgeted.

The Attraction and Retention operating budget includes a targeted attraction and retention campaign focusing on skilled trades and healthcare, which will be supported with on the ground training opportunities through Georgian College and YMCA Employment Services partnerships.

The Local Immigration Partnership (LIP) operating budget is fully funded from a federal grant and is being executed in partnership with Bruce County to better enable newcomer attraction and retention efforts across the region. The LIP is focused on coordinating services and supporting employers as an in-direct delivery agent.

The Local Food operating budget is repurposing 2020 plans to further implement the Proudly Made in Grey brand alongside tourism efforts in addition to requested training for agri-food entrepreneurs. Plans for Ag 4.0 are on hold until Spring 2022 to align with secondary school programs.

The Community Hub (Sydenham Campus) operating budget provides the resources for the implementation of an innovation centre and business incubator as well as space for skills training and entrepreneurship programs to support growth and diversification of local small and medium enterprises. There will also be a focus on workforce development in 2021 given the growing needs of employers as the pandemic draws to a close. This budget has been developed on acquiring core partners as anchor tenants to assist in funding the operating and future capital expenditures of this asset. It is assumed this will be further delayed by the pandemic though staff are focused on safely re-engaging with tenants and programming.

The Community Hub (Sydenham Campus) capital budget includes \$130,000 in reserve funding to complete the final roof replacement and site plan requirements as per the City of Owen Sound.

As well, the remaining \$11,000 of donated money from the private sector will be transferred from reserve in 2021 to support the Catapult Grey Bruce Mentorship Program and Fast Lane Plus programming from Innovation Guelph.

The Grey Transit Route (GTR) launched in September 2020 with routes on the Highway 26 corridor from Owen Sound to Blue Mountain, Highway 10 Owen Sound to Dundalk and Highway 6 Owen Sound to Wiarton. A provincial grant covers the cost of this transit service as well as funds programming offered by Launch Pad for a 30 km radius to Hanover. Grey County is administering the grant received by Southgate that extends service along Highway 10 from Dundalk to Orangeville. Council supported the implementation of a route



running between Flesherton, Durham, Hanover and Walkerton along Grey Road 4 that is outside the grant scope with a levy requirement of \$91,700.

The Business Enterprise Centre operating budgets reflects changing demands for service with a growth in mentorship and advisorship efforts to compliment workshops and training. The budget also includes an additional \$32,000 received from the Province to further enable this growth in service.

## Tourism

The 2021 Tourism budget includes a net departmental (total of operating and capital) requirement of \$336,400 compared to \$303,900 in 2020, an increase of \$32,500.

Tourism salaries and benefits have increased by approximately \$21,900 due to the hiring of two Tourism summer students for the summer of 2021.

The budget is guided by implementation of the Tourism Destination Development Action Plan (DDAP) and stronger linkages with Economic Development realized in 2020.

2021 places a heavy focus on tourism infrastructure and the coordination of parties involved in product and experience development of outdoor, natural assets. This includes the development of two working groups as identified through the Cycling & Trails Master Plan, supporting a Grey Highlands Outdoor Adventure Strategy and exploring options to enable a digital first strategy for promotional materials and direct industry support.

The Tourism Capital budget includes the following capital expenditures:

- \$80,000 to replace outdated and worn out signs throughout the County and begin implementing the Cycling Signage per the Cycling & Trails Master Plan.
  - Signage expenditures will be slightly offset by transfers from reserve and RTO7 funding
- \$5,000 as a transfer to reserve for a future update to the Economic Development, Tourism and Culture Strategic Plan
- \$3,700 as a transfer to reserve for future vehicle replacement

## Grey Roots

The 2021 Grey Roots budget includes a net departmental requirement (total of operating and capital) of \$1,802,000 compared to \$1,890,700 in 2020, a decrease of \$88,700.

2021 places an emphasis on visitor experience both on and off-site by reaching new and under-represented markets through more accessible programming. Staff are placing a greater focus on Moreston Heritage Village and in-house exhibits within the Museum rather than travelling blockbuster exhibits to better showcase the Collection and refresh the galleries large and small, more often.

The 2021 Grey Roots budget continues to use the Strategic Plan and the 2021-2030 Ten-Year Capital Forecast to develop project goals for the year.

The following capital expenditures have been budgeted:

- \$42,000 to update the Grey County Gallery
- \$11,000 for repairs to the asphalt and curbs in parking lot
- \$5,500 to paint the farm house exterior in the village
- \$314,000 for construction of the General Store
- \$244,500 for contributions to various reserves to fund future building/renovation, equipment and project costs



**COUNTY OF GREY  
PLANNING AND COMMUNITY DEVELOPMENT  
2021 BUDGET NET DEPARTMENT REQUIREMENT SUMMARY**

**OPERATING SUMMARY**

	2019	2020		2021			Net Budget Change	
	Actual	Budgeted Levy	Year End Projection	Revenue	Budgeted Expenditure	Levy	2021 Budget vs 2020 Budget Variance \$	Variance %
Planning	\$708,187	\$792,300	\$736,000	(\$147,800)	\$956,000	\$808,200	\$15,900	2.01%
Agriculture	\$135,759	\$150,900	\$147,300	(\$3,900)	\$159,000	\$155,100	\$4,200	2.78%
Forestry	\$53,202	\$41,900	\$37,600	(\$171,300)	\$213,900	\$42,600	\$700	1.67%
Trails	\$17,996	\$64,200	\$23,100	(\$24,600)	\$93,500	\$68,900	\$4,700	7.32%
Economic Development	\$897,552	\$864,500	\$863,200	(\$1,442,800)	\$2,411,500	\$968,700	\$104,200	12.05%
Tourism	\$572,360	\$293,200	\$219,400	(\$12,500)	\$330,200	\$317,700	\$24,500	8.36%
Grey Roots	\$1,879,282	\$1,575,800	\$1,353,000	(\$294,600)	\$1,827,100	\$1,532,500	(\$43,300)	-2.75%
<b>Total Operating</b>	<b>\$4,264,338</b>	<b>\$3,782,800</b>	<b>\$3,379,600</b>	<b>(\$2,097,500)</b>	<b>\$5,991,200</b>	<b>\$3,893,700</b>	<b>\$110,900</b>	<b>2.93%</b>

**CAPITAL SUMMARY**

	2019	2020		2021			Net Budget Change	
	Actual	Budgeted Levy	Year End Projection	Revenue	Budgeted Expenditure	Levy	2021 Budget vs 2020 Budget Variance \$	Variance %
Planning	\$19,733	\$17,900	\$17,900	(\$141,900)	\$160,100	\$18,200	\$300	1.68%
Trails	\$75,000	\$76,500	\$76,500	(\$179,000)	\$257,000	\$78,000	\$1,500	1.96%
Economic Development	\$82,501	\$187,400	\$190,700	(\$130,000)	\$317,400	\$187,400	\$0	0.00%
Tourism	\$20,820	\$10,700	\$10,800	(\$70,000)	\$88,700	\$18,700	\$8,000	74.77%
Grey Roots	\$331,562	\$314,900	\$314,900	(\$347,500)	\$617,000	\$269,500	(\$45,400)	-14.42%
<b>Total Capital</b>	<b>\$529,616</b>	<b>\$607,400</b>	<b>\$610,800</b>	<b>(\$868,400)</b>	<b>\$1,440,200</b>	<b>\$571,800</b>	<b>(\$35,600)</b>	<b>-5.86%</b>

**OPERATING AND CAPITAL COMBINED SUMMARY**

	2019	2020		2021			Net Budget Change	
	Actual	Budgeted Levy	Year End Projection	Revenue	Budgeted Expenditure	Levy	2021 Budget vs 2020 Budget Variance \$	Variance %
Planning	\$727,920	\$810,200	\$753,900	(\$289,700)	\$1,116,100	\$826,400	\$16,200	2.00%
Agriculture	\$135,759	\$150,900	\$147,300	(\$3,900)	\$159,000	\$155,100	\$4,200	2.78%
Forestry	\$53,202	\$41,900	\$37,600	(\$171,300)	\$213,900	\$42,600	\$700	1.67%
Trails	\$92,996	\$140,700	\$99,600	(\$203,600)	\$350,500	\$146,900	\$6,200	4.41%
Economic Development	\$980,053	\$1,051,900	\$1,053,900	(\$1,572,800)	\$2,728,900	\$1,156,100	\$104,200	9.91%
Tourism	\$593,180	\$303,900	\$230,200	(\$82,500)	\$418,900	\$336,400	\$32,500	10.69%
Grey Roots	\$2,210,844	\$1,890,700	\$1,667,900	(\$642,100)	\$2,444,100	\$1,802,000	(\$88,700)	-4.69%
<b>Total - Operating &amp; Capital Summary</b>	<b>\$4,793,954</b>	<b>\$4,390,200</b>	<b>\$3,990,400</b>	<b>(\$2,965,900)</b>	<b>\$7,431,400</b>	<b>\$4,465,500</b>	<b>\$75,300</b>	<b>1.72%</b>



**COUNTY OF GREY  
PLANNING  
2021 BUDGET NET DEPARTMENT REQUIREMENT SUMMARY**

**OPERATING SUMMARY**

	2019	2020		2021			Net Budget Change	
	Actual	Budgeted Levy	Year End Projection	Revenue	Budgeted Expenditure	Levy	2021 Budget vs 2020 Budget Variance \$	Variance %
General Operating	\$628,260	\$709,200	\$658,900	(\$130,100)	\$843,000	\$712,900	\$3,700	0.52%
General - COVID-19	\$0	\$0	\$0	\$0	\$0	\$0	\$0	0.00%
Civic Addressing	\$79,927	\$83,100	\$77,100	(\$17,700)	\$113,000	\$95,300	\$12,200	14.68%
<b>Total Operating</b>	<b>\$708,187</b>	<b>\$792,300</b>	<b>\$736,000</b>	<b>(\$147,800)</b>	<b>\$956,000</b>	<b>\$808,200</b>	<b>\$15,900</b>	<b>2.01%</b>

**CAPITAL SUMMARY**

	2019	2020		2021			Net Budget Change	
	Actual	Budgeted Levy	Year End Projection	Revenue	Budgeted Expenditure	Levy	2021 Budget vs 2020 Budget Variance \$	Variance %
General Capital	\$19,733	\$17,900	\$17,900	(\$6,900)	\$25,100	\$18,200	\$300	1.68%
Age Friendly Community Strategy	\$0	\$0	\$0	(\$75,000)	\$75,000	\$0	\$0	0.00%
Development/Community Benefit Charges	\$0	\$0	\$0	\$0	\$0	\$0	\$0	0.00%
Development Charges Study	\$0	\$0	\$0	(\$60,000)	\$60,000	\$0	\$0	0.00%
<b>Total Capital</b>	<b>\$19,733</b>	<b>\$17,900</b>	<b>\$17,900</b>	<b>(\$141,900)</b>	<b>\$160,100</b>	<b>\$18,200</b>	<b>\$300</b>	<b>1.68%</b>

**OPERATING AND CAPITAL COMBINED SUMMARY**

	2019	2020		2021			Net Budget Change	
	Actual	Budgeted Levy	Year End Projection	Revenue	Budgeted Expenditure	Levy	2021 Budget vs 2020 Budget Variance \$	Variance %
General	\$647,993	\$727,100	\$676,800	(\$137,000)	\$868,100	\$731,100	\$4,000	0.55%
General - COVID-19	\$0	\$0	\$0	\$0	\$0	\$0	\$0	0.00%
Civic Addressing	\$79,927	\$83,100	\$77,100	(\$17,700)	\$113,000	\$95,300	\$12,200	14.68%
Age Friendly Community Strategy	\$0	\$0	\$0	(\$75,000)	\$75,000	\$0	\$0	0.00%
Development/Community Benefit Charges	\$0	\$0	\$0	\$0	\$0	\$0	\$0	0.00%
Development Charges Study	\$0	\$0	\$0	(\$60,000)	\$60,000	\$0	\$0	0.00%
<b>Total - Operating &amp; Capital Summary</b>	<b>\$727,920</b>	<b>\$810,200</b>	<b>\$753,900</b>	<b>(\$289,700)</b>	<b>\$1,116,100</b>	<b>\$826,400</b>	<b>\$16,200</b>	<b>2.00%</b>

**The County of Grey**  
**Planning Department - General - Operating**  
**2021 Budget**  
For the Twelve Months Ending  
December 31, 2020

Account	Description	2019 ACTUAL	2020 BUDGET	2020 YEAR END PROJECTION	2021 BUDGET	2021 BUDGET to 2020 BUDGET Variance \$	2021 BUDGET to 2020 BUDGET Variance %
<b>REVENUE</b>							
49400	Transfer From Reserve	(\$64,071)	(\$39,000)	\$0	(\$30,000)	\$9,000	-23.08%
54000	Admin Services	(118)	(100)	0	(100)	0	0.00%
54021	App Fees Offical Plan	(3,100)	(10,000)	(14,000)	(10,000)	0	0.00%
54024	App Fees Subdivisions	(69,020)	(75,000)	(112,600)	(90,000)	(15,000)	20.00%
54040	Cost Recoveries	(2,056)	0	0	0	0	0.00%
<b>TOTAL REVENUE</b>		<b>(138,365)</b>	<b>(124,100)</b>	<b>(126,600)</b>	<b>(130,100)</b>	<b>(6,000)</b>	<b>4.83%</b>
<b>EXPENDITURE</b>							
<b>Salaries and Wages</b>							
61000	Salaries and Wages	552,912	569,500	547,800	582,000	12,500	2.19%
61003	Overtime Wages	9,797	7,900	4,000	8,000	100	1.27%
<b>Total - Salaries &amp; Wages</b>		<b>562,709</b>	<b>577,400</b>	<b>551,800</b>	<b>590,000</b>	<b>12,600</b>	<b>2.18%</b>
<b>Employee Benefits</b>							
61220	CPP	18,905	19,600	19,400	21,400	1,800	9.18%
61221	EI	7,219	6,800	6,500	7,000	200	2.94%
61222	WSIB Premiums	6,832	7,100	6,800	7,300	200	2.82%
61223	OMERS	52,819	61,300	57,700	62,000	700	1.14%
61224	EHT	11,014	11,300	10,800	11,400	100	0.88%
61225	Group Benefits	53,046	58,300	60,800	62,900	4,600	7.89%
61260	Service Awards	0	200	200	400	200	100.00%
<b>Total - Employee Benefits</b>		<b>149,835</b>	<b>164,600</b>	<b>162,200</b>	<b>172,400</b>	<b>7,800</b>	<b>4.74%</b>
<b>Total Salaries and Benefits</b>		<b>712,544</b>	<b>742,000</b>	<b>714,000</b>	<b>762,400</b>	<b>20,400</b>	<b>2.75%</b>
<b>Other Expenditures</b>							
63010	Association/Membership Fees	3,186	4,000	4,000	4,000	0	0.00%
63020	Computer Support/Maintenance	790	2,500	2,500	2,500	0	0.00%
63030	Copying & Printing	2,802	3,500	1,000	1,000	(2,500)	-71.43%
63040	Equip/Furniture Maintenance	632	1,000	5,800	1,000	0	0.00%
63041	Computer Purchases	1,526	2,100	5,800	1,800	(300)	-14.29%
63051	Telephone	937	900	900	1,000	100	11.11%
63052	Cellular	1,312	1,200	1,200	2,300	1,100	91.67%
63060	Office & Charting Supplies	1,855	2,000	2,000	2,000	0	0.00%
63063	Postage/Courier/Freight	1,063	1,800	1,800	1,800	0	0.00%
63064	Subscriptions & Publications	1,452	800	1,700	1,000	200	25.00%
63070	Other Materials & Services	129	500	500	500	0	0.00%
63300	Staff Training and Development	583	2,500	2,500	2,500	0	0.00%
63310	Travel & Meal Expenses	8,657	8,500	1,200	4,300	(4,200)	-49.41%
63320	Conferences	2,471	2,800	2,800	2,800	0	0.00%
63445	Rent	1,895	2,000	2,000	2,000	0	0.00%
63756	Signs	1,143	3,500	1,100	2,000	(1,500)	-42.86%
64100	Legal Fees	5,652	25,000	4,000	25,000	0	0.00%
64102	Professional & Consulting fees	9,196	14,000	18,000	10,000	(4,000)	-28.57%
67014	Interfunc. IS Costs	8,800	12,700	12,700	13,100	400	3.15%
<b>Total - Other Expenditures</b>		<b>54,081</b>	<b>91,300</b>	<b>71,500</b>	<b>80,600</b>	<b>(10,700)</b>	<b>-11.72%</b>

**The County of Grey**  
**Planning Department - General - Operating**  
**2021 Budget**  
For the Twelve Months Ending  
December 31, 2020

<u>Account</u>	<u>Description</u>	<u>2019</u> <u>ACTUAL</u>	<u>2020</u> <u>BUDGET</u>	<u>2020</u> <u>YEAR END PROJECTION</u>	<u>2021</u> <u>BUDGET</u>	<u>2021 BUDGET to</u> <u>2020 BUDGET</u> <u>Variance \$</u>	<u>2021 BUDGET to</u> <u>2020 BUDGET</u> <u>Variance %</u>
<hr/>							
<hr/>							
	<b>TOTAL EXPENDITURE</b>	<b>\$766,625</b>	<b>\$833,300</b>	<b>\$785,500</b>	<b>\$843,000</b>	<b>\$9,700</b>	<b>1.16%</b>
	<b>NET REQUIREMENT</b>	<b>628,260</b>	<b>709,200</b>	<b>658,900</b>	<b>712,900</b>	<b>3,700</b>	<b>0.52%</b>

**The County of Grey**  
**Planning Department - General - COVID-19**  
**2021 Budget**  
For the Twelve Months Ending  
December 31, 2020

Account	Description	2019 ACTUAL	2020 BUDGET	2020 YEAR END PROJECTION	2021 BUDGET	2021 BUDGET to 2020 BUDGET Variance \$	2021 BUDGET to 2020 BUDGET Variance %
<b>REVENUE</b>							
51135	Fed-Prov Safe Restart Mun Oper'g Fu	\$0	\$0	(\$5,400)	\$0	\$0	0.00%
	<b>TOTAL REVENUE</b>	<b>0</b>	<b>0</b>	<b>(5,400)</b>	<b>0</b>	<b>0</b>	<b>0.00%</b>
<b>EXPENDITURE</b>							
<b>Salaries and Wages</b>							
61000	Salaries and Wages	0	0	4,600	0	0	0.00%
	<b>Total - Salaries &amp; Wages</b>	<b>0</b>	<b>0</b>	<b>4,600</b>	<b>0</b>	<b>0</b>	<b>0.00%</b>
<b>Employee Benefits</b>							
61222	WSIB Premiums	0	0	100	0	0	0.00%
61223	OMERS	0	0	300	0	0	0.00%
61224	EHT	0	0	100	0	0	0.00%
61225	Group Benefits	0	0	300	0	0	0.00%
	<b>Total - Employee Benefits</b>	<b>0</b>	<b>0</b>	<b>800</b>	<b>0</b>	<b>0</b>	<b>0.00%</b>
	<b>Total Salaries and Benefits</b>	<b>0</b>	<b>0</b>	<b>5,400</b>	<b>0</b>	<b>0</b>	<b>0.00%</b>
	<b>TOTAL EXPENDITURE</b>	<b>0</b>	<b>0</b>	<b>5,400</b>	<b>0</b>	<b>0</b>	<b>0.00%</b>



**The County of Grey**  
**Planning Department - Civic Addressing**  
**2021 Budget**  
For the Twelve Months Ending  
December 31, 2020

Account	Description	2019 ACTUAL	2020 BUDGET	2020 YEAR END PROJECTION	2021 BUDGET	2021 BUDGET to 2020 BUDGET Variance \$	2021 BUDGET to 2020 BUDGET Variance %
<b>REVENUE</b>							
53002	Lower Tier Municipalities	(\$20,071)	(\$15,000)	(\$12,500)	(\$16,900)	(\$1,900)	12.67%
54040	Cost Recoveries	(619)	(800)	(200)	(800)	0	0.00%
<b>TOTAL REVENUE</b>		<b>(20,690)</b>	<b>(15,800)</b>	<b>(12,700)</b>	<b>(17,700)</b>	<b>(1,900)</b>	<b>12.03%</b>
<b>EXPENDITURE</b>							
<b>Salaries and Wages</b>							
61000	Salaries and Wages	15,995	16,300	16,300	16,500	200	1.23%
<b>Total - Salaries &amp; Wages</b>		<b>15,995</b>	<b>16,300</b>	<b>16,300</b>	<b>16,500</b>	<b>200</b>	<b>1.23%</b>
<b>Employee Benefits</b>							
61220	CPP	691	700	800	800	100	14.29%
61221	EI	255	300	300	300	0	0.00%
61222	WSIB Premiums	217	200	200	200	0	0.00%
61223	OMERS	1,538	1,600	1,600	1,600	0	0.00%
61224	EHT	313	300	300	300	0	0.00%
61225	Group Benefits	2,158	2,200	2,200	2,200	0	0.00%
<b>Total - Employee Benefits</b>		<b>5,172</b>	<b>5,300</b>	<b>5,400</b>	<b>5,400</b>	<b>100</b>	<b>1.89%</b>
<b>Total Salaries and Benefits</b>		<b>21,167</b>	<b>21,600</b>	<b>21,700</b>	<b>21,900</b>	<b>300</b>	<b>1.39%</b>
<b>Other Expenditures</b>							
63030	Copying & Printing	5,902	0	0	0	0	0.00%
63310	Travel & Meal Expenses	70	300	100	100	(200)	-66.67%
63756	Signs	20,933	24,000	15,000	24,000	0	0.00%
64120	Purchased Service	52,545	53,000	53,000	67,000	14,000	26.42%
<b>Total - Other Expenditures</b>		<b>79,450</b>	<b>77,300</b>	<b>68,100</b>	<b>91,100</b>	<b>13,800</b>	<b>17.85%</b>
<b>TOTAL EXPENDITURE</b>		<b>100,617</b>	<b>98,900</b>	<b>89,800</b>	<b>113,000</b>	<b>14,100</b>	<b>14.26%</b>
<b>NET REQUIREMENT</b>		<b>79,927</b>	<b>83,100</b>	<b>77,100</b>	<b>95,300</b>	<b>12,200</b>	<b>14.68%</b>

**The County of Grey**  
**Planning Department - General - Capital**  
**2021 Budget**  
For the Twelve Months Ending  
December 31, 2020

Account	Description	2019 ACTUAL	2020 BUDGET	2020 YEAR END PROJECTION	2021 BUDGET	2021 BUDGET to 2020 BUDGET Variance \$	2021 BUDGET to 2020 BUDGET Variance %
<b>REVENUE</b>							
49400	Transfer From Reserve	(\$34,000)	(\$36,000)	(\$29,100)	(\$6,900)	\$29,100	-80.83%
	<b>TOTAL REVENUE</b>	<b>(34,000)</b>	<b>(36,000)</b>	<b>(29,100)</b>	<b>(6,900)</b>	<b>29,100</b>	<b>-80.83%</b>
<b>EXPENDITURE</b>							
<b>Other Expenditures</b>							
63042	Equip/Furniture Purchases	21,522	0	0	0	0	0.00%
64102	Professional & Consulting fees	14,561	36,000	29,100	6,900	(29,100)	-80.83%
69100	Transfer to Reserves	17,650	17,900	17,900	18,200	300	1.68%
	<b>Total - Other Expenditures</b>	<b>53,733</b>	<b>53,900</b>	<b>47,000</b>	<b>25,100</b>	<b>(28,800)</b>	<b>-53.43%</b>
	<b>TOTAL EXPENDITURE</b>	<b>53,733</b>	<b>53,900</b>	<b>47,000</b>	<b>25,100</b>	<b>(28,800)</b>	<b>-53.43%</b>
	<b>NET REQUIREMENT</b>	<b>19,733</b>	<b>17,900</b>	<b>17,900</b>	<b>18,200</b>	<b>300</b>	<b>1.68%</b>

**The County of Grey**  
**Planning Department - Capital Age Friendly Community Strat.**  
**2021 Budget**  
For the Twelve Months Ending  
December 31, 2020

<u>Account</u>	<u>Description</u>	<u>2019 ACTUAL</u>	<u>2020 BUDGET</u>	<u>2020 YEAR END PROJECTION</u>	<u>2021 BUDGET</u>	<u>2021 BUDGET to 2020 BUDGET Variance \$</u>	<u>2021 BUDGET to 2020 BUDGET Variance %</u>
<b>REVENUE</b>							
49405	From Reserve - One Time Funding	\$0	(\$75,000)	\$0	(\$75,000)	\$0	0.00%
	<b>TOTAL REVENUE</b>	<b>0</b>	<b>(75,000)</b>	<b>0</b>	<b>(75,000)</b>	<b>0</b>	<b>0.00%</b>
<b>EXPENDITURE</b>							
<b>Other Expenditures</b>							
63000	Advertising	0	2,500	0	2,500	0	0.00%
64102	Professional & Consulting fees	0	72,500	0	72,500	0	0.00%
	<b>Total - Other Expenditures</b>	<b>0</b>	<b>75,000</b>	<b>0</b>	<b>75,000</b>	<b>0</b>	<b>0.00%</b>
	<b>TOTAL EXPENDITURE</b>	<b>0</b>	<b>75,000</b>	<b>0</b>	<b>75,000</b>	<b>0</b>	<b>0.00%</b>

**The County of Grey**  
**Planning Dept. - Capital - Development/Comm. Benefit Charges**  
**2021 Budget**  
For the Twelve Months Ending  
December 31, 2020

<u>Account</u>	<u>Description</u>	<u>2019 ACTUAL</u>	<u>2020 BUDGET</u>	<u>2020 YEAR END PROJECTION</u>	<u>2021 BUDGET</u>	<u>2021 BUDGET to 2020 BUDGET Variance \$</u>	<u>2021 BUDGET to 2020 BUDGET Variance %</u>
<b>REVENUE</b>							
49415	From Reserve - Dev. Charges	\$0	(\$25,000)	(\$7,000)	\$0	\$25,000	-100.00%
	<b>TOTAL REVENUE</b>	<b>0</b>	<b>(25,000)</b>	<b>(7,000)</b>	<b>0</b>	<b>25,000</b>	<b>-100.00%</b>
<b>EXPENDITURE</b>							
<b>Other Expenditures</b>							
64102	Professional & Consulting fees	0	25,000	7,000	0	(25,000)	-100.00%
	<b>Total - Other Expenditures</b>	<b>0</b>	<b>25,000</b>	<b>7,000</b>	<b>0</b>	<b>(25,000)</b>	<b>-100.00%</b>
	<b>TOTAL EXPENDITURE</b>	<b>0</b>	<b>25,000</b>	<b>7,000</b>	<b>0</b>	<b>(25,000)</b>	<b>-100.00%</b>

**The County of Grey**  
**Planning Dept. - Capital - Development Charges Study**  
**2021 Budget**  
For the Twelve Months Ending  
December 31, 2020

<u>Account</u>	<u>Description</u>	<u>2019 ACTUAL</u>	<u>2020 BUDGET</u>	<u>2020 YEAR END PROJECTION</u>	<u>2021 BUDGET</u>	<u>2021 BUDGET to 2020 BUDGET Variance \$</u>	<u>2021 BUDGET to 2020 BUDGET Variance %</u>
<b>REVENUE</b>							
49400	Transfer From Reserve	\$0	\$0	\$0	(\$7,100)	(\$7,100)	100.00%
49415	From Reserve - Dev. Charges	0	0	0	(52,900)	(52,900)	100.00%
<b>TOTAL REVENUE</b>		<b>0</b>	<b>0</b>	<b>0</b>	<b>(60,000)</b>	<b>(60,000)</b>	<b>100.00%</b>
<b>EXPENDITURE</b>							
<b>Other Expenditures</b>							
64102	Professional & Consulting fees	0	0	0	60,000	60,000	100.00%
<b>Total - Other Expenditures</b>		<b>0</b>	<b>0</b>	<b>0</b>	<b>60,000</b>	<b>60,000</b>	<b>100.00%</b>
<b>TOTAL EXPENDITURE</b>		<b>0</b>	<b>0</b>	<b>0</b>	<b>60,000</b>	<b>60,000</b>	<b>100.00%</b>



**COUNTY OF GREY**  
**AGRICULTURE, FORESTRY, AND TRAILS**  
**2021 BUDGET NET DEPARTMENT REQUIREMENT SUMMARY**

**OPERATING SUMMARY**

	2019	2020		2021			Net Budget Change	
	Actual	Budgeted Levy	Year End Projection	Revenue	Budgeted Expenditure	Levy	2021 Budget vs 2020 Budget Variance \$	Variance %
Agriculture	\$135,759	\$150,900	\$147,300	(\$3,900)	\$159,000	\$155,100	\$4,200	2.78%
General Forestry	\$8,699	\$0	(\$4,300)	(\$112,500)	\$116,800	\$4,300	\$4,300	100.00%
Forestry Trails	\$44,503	\$41,900	\$41,900	(\$58,800)	\$97,100	\$38,300	(\$3,600)	-8.59%
Trails	\$17,996	\$64,200	\$23,100	(\$24,600)	\$93,500	\$68,900	\$4,700	7.32%
<b>Total Operating</b>	<b>\$206,957</b>	<b>\$257,000</b>	<b>\$208,000</b>	<b>(\$199,800)</b>	<b>\$466,400</b>	<b>\$266,600</b>	<b>\$9,600</b>	<b>3.74%</b>

**CAPITAL SUMMARY**

	2019	2020		2021			Net Budget Change	
	Actual	Budgeted Levy	Year End Projection	Revenue	Budgeted Expenditure	Levy	2021 Budget vs 2020 Budget Variance \$	Variance %
CP Rail Trail	\$75,000	\$76,500	\$76,500	(\$95,000)	\$173,000	\$78,000	\$1,500	1.96%
Culvert 5A	\$0	\$0	\$0	(\$43,000)	\$43,000	\$0	\$0	0.00%
Bridge 80	\$0	\$0	\$0	\$0	\$0	\$0	\$0	0.00%
Culvert 15A	\$0	\$0	\$0	(\$41,000)	\$41,000	\$0	\$0	0.00%
Culvert 7	\$0	\$0	\$0	\$0	\$0	\$0	\$0	0.00%
<b>Total Capital</b>	<b>\$75,000</b>	<b>\$76,500</b>	<b>\$76,500</b>	<b>(\$179,000)</b>	<b>\$257,000</b>	<b>\$78,000</b>	<b>\$1,500</b>	<b>1.96%</b>

**OPERATING AND CAPITAL COMBINED SUMMARY**

	2019	2020		2021			Net Budget Change	
	Actual	Budgeted Levy	Year End Projection	Revenue	Budgeted Expenditure	Levy	2021 Budget vs 2020 Budget Variance \$	Variance %
Agriculture	\$135,759	\$150,900	\$147,300	(\$3,900)	\$159,000	\$155,100	\$4,200	2.78%
General Forestry	\$8,699	\$0	(\$4,300)	(\$112,500)	\$116,800	\$4,300	\$4,300	100.00%
Forestry Trails	\$44,503	\$41,900	\$41,900	(\$58,800)	\$97,100	\$38,300	(\$3,600)	-8.59%
Trails	\$92,996	\$140,700	\$99,600	(\$203,600)	\$350,500	\$146,900	\$6,200	4.41%
<b>Total - Operating &amp; Capital Summary</b>	<b>\$281,957</b>	<b>\$333,500</b>	<b>\$284,500</b>	<b>(\$378,800)</b>	<b>\$723,400</b>	<b>\$344,600</b>	<b>\$11,100</b>	<b>3.33%</b>

**The County of Grey  
Agriculture Operating  
2021 Budget**

For the Twelve Months Ending  
December 31, 2020

Account	Description	2019 ACTUAL	2020 BUDGET	2020 YEAR END PROJECTION	2021 BUDGET	2021 BUDGET to 2020 BUDGET Variance \$	2021 BUDGET to 2020 BUDGET Variance %
<b>REVENUE</b>							
49400	Transfer From Reserve	\$0	(\$6,000)	(\$5,500)	(\$2,500)	\$3,500	-58.33%
54250	Permit Fee	(2,094)	(800)	(1,500)	(1,400)	(600)	75.00%
<b>TOTAL REVENUE</b>		<b>(2,094)</b>	<b>(6,800)</b>	<b>(7,000)</b>	<b>(3,900)</b>	<b>2,900</b>	<b>-42.65%</b>
<b>EXPENDITURE</b>							
<b>Other Expenditures</b>							
63041	Computer Purchases	0	5,000	5,500	1,500	(3,500)	-70.00%
63051	Telephone	112	0	100	100	100	100.00%
63063	Postage/Courier/Freight	0	300	300	0	(300)	-100.00%
63754	Promotion & Public Relations	0	1,000	0	1,000	0	0.00%
64100	Legal Fees	883	0	0	0	0	0.00%
64102	Professional & Consulting fees	41,853	38,000	38,000	47,500	9,500	25.00%
64310	Travel & Meal Expenses	6,872	9,000	9,000	6,000	(3,000)	-33.33%
64704	Administration	6,272	6,000	6,000	7,100	1,100	18.33%
66000	Payments to Indiv. & Organiz'	39,000	39,500	39,500	40,100	600	1.52%
66002	Beaver Grants	7,700	15,000	12,000	12,500	(2,500)	-16.67%
66003	Coyote/Wolf Grants	9,350	12,500	12,500	12,500	0	0.00%
67007	Interfunc. Rent	21,011	25,300	25,300	25,100	(200)	-0.79%
67014	Interfunc. IS Costs	4,800	6,100	6,100	5,600	(500)	-8.20%
<b>Total - Other Expenditures</b>		<b>137,853</b>	<b>157,700</b>	<b>154,300</b>	<b>159,000</b>	<b>1,300</b>	<b>0.82%</b>
<b>TOTAL EXPENDITURE</b>		<b>137,853</b>	<b>157,700</b>	<b>154,300</b>	<b>159,000</b>	<b>1,300</b>	<b>0.82%</b>
<b>NET REQUIREMENT</b>		<b>135,759</b>	<b>150,900</b>	<b>147,300</b>	<b>155,100</b>	<b>4,200</b>	<b>2.78%</b>



**The County of Grey**  
**General Forestry**  
**2021 Budget**  
For the Twelve Months Ending  
December 31, 2020

Account	Description	2019 ACTUAL	2020 BUDGET	2020 YEAR END PROJECTION	2021 BUDGET	2021 BUDGET to 2020 BUDGET Variance \$	2021 BUDGET to 2020 BUDGET Variance %
<b>REVENUE</b>							
49400	Transfer From Reserve	(\$20,000)	\$0	\$0	\$0	\$0	0.00%
54012	Provincial Offences Revenue	(3,000)	0	0	0	0	0.00%
54090	Sale of Forestry Products	(70,992)	(109,000)	(109,000)	(112,500)	(3,500)	3.21%
<b>TOTAL REVENUE</b>		<b>(93,992)</b>	<b>(109,000)</b>	<b>(109,000)</b>	<b>(112,500)</b>	<b>(3,500)</b>	<b>3.21%</b>
<b>EXPENDITURE</b>							
<b>Other Expenditures</b>							
63010	Association/Membership Fees	150	100	200	200	100	100.00%
63060	Office & Charting Supplies	120	100	100	100	0	0.00%
63070	Other Materials & Services	0	300	100	300	0	0.00%
63320	Conferences	(45)	200	200	100	(100)	-50.00%
63902	Road Mtce & Construction	421	1,500	1,500	1,500	0	0.00%
64070	Other Materials & Services	1,016	0	0	0	0	0.00%
64102	Professional & Consulting fees	63,133	65,800	65,800	76,200	10,400	15.81%
64310	Travel & Meal Expenses	4,119	3,000	3,000	2,500	(500)	-16.67%
64704	Administration	6,472	5,600	5,600	7,900	2,300	41.07%
66000	Payments to Indiv. & Organiz'	5,000	5,000	0	5,000	0	0.00%
66001	Payments to Municipalities	22,305	22,500	23,300	23,000	500	2.22%
69100	Transfer to Reserves	0	4,900	4,900	0	(4,900)	-100.00%
<b>Total - Other Expenditures</b>		<b>102,691</b>	<b>109,000</b>	<b>104,700</b>	<b>116,800</b>	<b>7,800</b>	<b>7.16%</b>
<b>TOTAL EXPENDITURE</b>		<b>102,691</b>	<b>109,000</b>	<b>104,700</b>	<b>116,800</b>	<b>7,800</b>	<b>7.16%</b>
<b>NET REQUIREMENT</b>		<b>8,699</b>	<b>0</b>	<b>(4,300)</b>	<b>4,300</b>	<b>4,300</b>	<b>100.00%</b>

**The County of Grey**  
**Forestry Trails**  
**2021 Budget**  
For the Twelve Months Ending  
December 31, 2020

Account	Description	2019 ACTUAL	2020 BUDGET	2020 YEAR END PROJECTION	2021 BUDGET	2021 BUDGET to 2020 BUDGET Variance \$	2021 BUDGET to 2020 BUDGET Variance %
<b>REVENUE</b>							
49400	Transfer From Reserve	\$0	(\$55,000)	(\$6,500)	(\$58,800)	(\$3,800)	6.91%
	<b>TOTAL REVENUE</b>	<b>0</b>	<b>(55,000)</b>	<b>(6,500)</b>	<b>(58,800)</b>	<b>(3,800)</b>	<b>6.91%</b>
<b>EXPENDITURE</b>							
<b>Other Expenditures</b>							
63756	Signs	0	12,000	6,500	8,500	(3,500)	-29.17%
64102	Professional & Consulting fees	24,354	34,300	34,300	37,500	3,200	9.33%
64310	Travel & Meal Expenses	1,066	4,000	4,000	2,500	(1,500)	-37.50%
64601	Hired Equipment	0	27,000	0	27,000	0	0.00%
64704	Administration	2,583	3,600	3,600	5,600	2,000	55.56%
64903	Maintenance of Trails	0	16,000	0	16,000	0	0.00%
69100	Transfer to Reserves	16,500	0	0	0	0	0.00%
	<b>Total - Other Expenditures</b>	<b>44,503</b>	<b>96,900</b>	<b>48,400</b>	<b>97,100</b>	<b>200</b>	<b>0.21%</b>
	<b>TOTAL EXPENDITURE</b>	<b>44,503</b>	<b>96,900</b>	<b>48,400</b>	<b>97,100</b>	<b>200</b>	<b>0.21%</b>
	<b>NET REQUIREMENT</b>	<b>44,503</b>	<b>41,900</b>	<b>41,900</b>	<b>38,300</b>	<b>(3,600)</b>	<b>-8.59%</b>

**The County of Grey**  
**Trails Operating - CP Rail Trail**  
**2021 Budget**  
For the Twelve Months Ending  
December 31, 2020

Account	Description	2019 ACTUAL	2020 BUDGET	2020 YEAR END PROJECTION	2021 BUDGET	2021 BUDGET to 2020 BUDGET Variance \$	2021 BUDGET to 2020 BUDGET Variance %
<b>REVENUE</b>							
49400	Transfer From Reserve	\$0	(\$21,000)	\$0	(\$20,000)	\$1,000	-4.76%
54033	Leases	(4,629)	(4,600)	(4,600)	(4,600)	0	0.00%
54050	Donations	(3)	0	0	0	0	0.00%
<b>TOTAL REVENUE</b>		<b>(4,632)</b>	<b>(25,600)</b>	<b>(4,600)</b>	<b>(24,600)</b>	<b>1,000</b>	<b>-3.91%</b>
<b>EXPENDITURE</b>							
<b>Other Expenditures</b>							
63310	Travel & Meal Expenses	0	100	0	100	0	0.00%
63756	Signs	0	10,000	0	10,000	0	0.00%
63766	Fencing	0	10,000	0	10,000	0	0.00%
64102	Professional & Consulting fees	18,833	18,800	18,800	22,500	3,700	19.68%
64310	Travel & Meal Expenses	1,066	3,000	3,000	2,500	(500)	-16.67%
64704	Administration	1,924	2,900	2,900	3,400	500	17.24%
64903	Maintenance of Trails	805	45,000	3,000	45,000	0	0.00%
<b>Total - Other Expenditures</b>		<b>22,628</b>	<b>89,800</b>	<b>27,700</b>	<b>93,500</b>	<b>3,700</b>	<b>4.12%</b>
<b>TOTAL EXPENDITURE</b>		<b>22,628</b>	<b>89,800</b>	<b>27,700</b>	<b>93,500</b>	<b>3,700</b>	<b>4.12%</b>
<b>NET REQUIREMENT</b>		<b>17,996</b>	<b>64,200</b>	<b>23,100</b>	<b>68,900</b>	<b>4,700</b>	<b>7.32%</b>

**The County of Grey**  
**CP Rail Trail - Capital**  
**2021 Budget**  
For the Twelve Months Ending  
December 31, 2020

Account	Description	2019 ACTUAL	2020 BUDGET	2020 YEAR END PROJECTION	2021 BUDGET	2021 BUDGET to 2020 BUDGET Variance \$	2021 BUDGET to 2020 BUDGET Variance %
<b>REVENUE</b>							
49400	Transfer From Reserve	\$0	(\$56,000)	(\$12,200)	(\$95,000)	(\$39,000)	69.64%
	<b>TOTAL REVENUE</b>	<b>0</b>	<b>(56,000)</b>	<b>(12,200)</b>	<b>(95,000)</b>	<b>(39,000)</b>	<b>69.64%</b>
<b>EXPENDITURE</b>							
<b>Other Expenditures</b>							
64102	Professional & Consulting fees	0	6,000	6,200	45,000	39,000	650.00%
64904	Bridge and Culvert Rehabilitation	0	50,000	6,000	50,000	0	0.00%
69100	Transfer to Reserves	75,000	76,500	76,500	78,000	1,500	1.96%
	<b>Total - Other Expenditures</b>	<b>75,000</b>	<b>132,500</b>	<b>88,700</b>	<b>173,000</b>	<b>40,500</b>	<b>30.57%</b>
	<b>TOTAL EXPENDITURE</b>	<b>75,000</b>	<b>132,500</b>	<b>88,700</b>	<b>173,000</b>	<b>40,500</b>	<b>30.57%</b>
	<b>NET REQUIREMENT</b>	<b>75,000</b>	<b>76,500</b>	<b>76,500</b>	<b>78,000</b>	<b>1,500</b>	<b>1.96%</b>

**The County of Grey**  
**CP Rail Trail - Culvert 5A - Capital**  
**2021 Budget**  
For the Twelve Months Ending  
December 31, 2020

<u>Account</u>	<u>Description</u>	<u>2019 ACTUAL</u>	<u>2020 BUDGET</u>	<u>2020 YEAR END PROJECTION</u>	<u>2021 BUDGET</u>	<u>2021 BUDGET to 2020 BUDGET Variance \$</u>	<u>2021 BUDGET to 2020 BUDGET Variance %</u>
<b>REVENUE</b>							
49400	Transfer From Reserve	\$0	(\$43,000)	\$0	(\$43,000)	\$0	0.00%
	<b>TOTAL REVENUE</b>	<b>0</b>	<b>(43,000)</b>	<b>0</b>	<b>(43,000)</b>	<b>0</b>	<b>0.00%</b>
<b>EXPENDITURE</b>							
<b>Other Expenditures</b>							
64904	Bridge and Culvert Rehabilitation	0	43,000	0	43,000	0	0.00%
	<b>Total - Other Expenditures</b>	<b>0</b>	<b>43,000</b>	<b>0</b>	<b>43,000</b>	<b>0</b>	<b>0.00%</b>
	<b>TOTAL EXPENDITURE</b>	<b>0</b>	<b>43,000</b>	<b>0</b>	<b>43,000</b>	<b>0</b>	<b>0.00%</b>

**The County of Grey**  
**CP Rail Trail - Bridge 80 - Capital**  
**2021 Budget**  
For the Twelve Months Ending  
December 31, 2020

Account	Description	2019 ACTUAL	2020 BUDGET	2020 YEAR END PROJECTION	2021 BUDGET	2021 BUDGET to 2020 BUDGET Variance \$	2021 BUDGET to 2020 BUDGET Variance %
<b>REVENUE</b>							
49400	Transfer From Reserve	(\$11,445)	(\$243,300)	(\$209,500)	\$0	\$243,300	-100.00%
	<b>TOTAL REVENUE</b>	<b>(11,445)</b>	<b>(243,300)</b>	<b>(209,500)</b>	<b>0</b>	<b>243,300</b>	<b>-100.00%</b>
<b>EXPENDITURE</b>							
<b>Other Expenditures</b>							
64904	Bridge and Culvert Rehabilitation	11,445	243,300	209,500	0	(243,300)	-100.00%
	<b>Total - Other Expenditures</b>	<b>11,445</b>	<b>243,300</b>	<b>209,500</b>	<b>0</b>	<b>(243,300)</b>	<b>-100.00%</b>
	<b>TOTAL EXPENDITURE</b>	<b>11,445</b>	<b>243,300</b>	<b>209,500</b>	<b>0</b>	<b>(243,300)</b>	<b>-100.00%</b>

**The County of Grey**  
**CP Rail Trail - Culvert 15A - Capital**  
**2021 Budget**  
For the Twelve Months Ending  
December 31, 2020

Account	Description	2019 ACTUAL	2020 BUDGET	2020 YEAR END PROJECTION	2021 BUDGET	2021 BUDGET to 2020 BUDGET Variance \$	2021 BUDGET to 2020 BUDGET Variance %
<b>REVENUE</b>							
49400	Transfer From Reserve	\$0	(\$41,000)	\$0	(\$41,000)	\$0	0.00%
	<b>TOTAL REVENUE</b>	<b>0</b>	<b>(41,000)</b>	<b>0</b>	<b>(41,000)</b>	<b>0</b>	<b>0.00%</b>
<b>EXPENDITURE</b>							
<b>Other Expenditures</b>							
64904	Bridge and Culvert Rehabilitation	0	41,000	0	41,000	0	0.00%
	<b>Total - Other Expenditures</b>	<b>0</b>	<b>41,000</b>	<b>0</b>	<b>41,000</b>	<b>0</b>	<b>0.00%</b>
	<b>TOTAL EXPENDITURE</b>	<b>0</b>	<b>41,000</b>	<b>0</b>	<b>41,000</b>	<b>0</b>	<b>0.00%</b>



**The County of Grey**  
**CP Rail Trail - Culvert 7 - Capital**  
**2021 Budget**  
For the Twelve Months Ending  
December 31, 2020

Account	Description	2019 ACTUAL	2020 BUDGET	2020 YEAR END PROJECTION	2021 BUDGET	2021 BUDGET to 2020 BUDGET Variance \$	2021 BUDGET to 2020 BUDGET Variance %
<b>REVENUE</b>							
49400	Transfer From Reserve	(\$26,987)	\$0	\$0	\$0	\$0	0.00%
	<b>TOTAL REVENUE</b>	<b>(26,987)</b>	<b>0</b>	<b>0</b>	<b>0</b>	<b>0</b>	<b>0.00%</b>
<b>EXPENDITURE</b>							
<b>Other Expenditures</b>							
64904	Bridge and Culvert Rehabilitation	26,987	0	0	0	0	0.00%
	<b>Total - Other Expenditures</b>	<b>26,987</b>	<b>0</b>	<b>0</b>	<b>0</b>	<b>0</b>	<b>0.00%</b>
	<b>TOTAL EXPENDITURE</b>	<b>26,987</b>	<b>0</b>	<b>0</b>	<b>0</b>	<b>0</b>	<b>0.00%</b>



**COUNTY OF GREY  
ECONOMIC DEVELOPMENT  
2021 BUDGET NET DEPARTMENT REQUIREMENT SUMMARY**

**OPERATING SUMMARY**

	2019	2020		2021			Net Budget Change	
	Actual	Budgeted Levy	Year End Projection	Revenue	Budgeted Expenditure	Levy	2021 Budget vs 2020 Budget Variance \$	Variance %
General Operating	\$439,527	\$693,400	\$665,200	(\$77,500)	\$740,500	\$663,000	(\$30,400)	-4.38%
Regional Attraction & Retention	\$11,889	\$32,000	(\$4,500)	\$0	\$10,000	\$10,000	(\$22,000)	-68.75%
Local Immigration Partnership	\$0	\$300	\$0	(\$162,400)	\$162,700	\$300	\$0	0.00%
Local Food	\$16,298	\$15,000	\$3,200	\$0	\$10,000	\$10,000	(\$5,000)	-33.33%
Connected Community	\$215,997	\$0	\$0	\$0	\$0	\$0	\$0	0.00%
New to Grey Initiative	\$0	\$0	\$0	\$0	\$0	\$0	\$0	0.00%
Community Hub	\$207,326	\$87,700	\$164,300	(\$131,000)	\$275,200	\$144,200	\$56,500	64.42%
Community Transportation Grant	(\$1)	\$0	\$0	(\$857,400)	\$949,100	\$91,700	\$91,700	100.00%
Business Enterprise Centre	\$6,515	\$36,100	\$35,000	(\$214,500)	\$264,000	\$49,500	\$13,400	37.12%
<b>Total Operating</b>	<b>\$897,551</b>	<b>\$864,500</b>	<b>\$863,200</b>	<b>(\$1,442,800)</b>	<b>\$2,411,500</b>	<b>\$968,700</b>	<b>\$104,200</b>	<b>12.05%</b>

**CAPITAL SUMMARY**

	2019	2020		2021			Net Budget Change	
	Actual	Budgeted Levy	Year End Projection	Revenue	Budgeted Expenditure	Levy	2021 Budget vs 2020 Budget Variance \$	Variance %
Capital	\$82,501	\$187,400	\$190,700	(\$130,000)	\$317,400	\$187,400	\$0	0.00%
<b>Total Capital</b>	<b>\$82,501</b>	<b>\$187,400</b>	<b>\$190,700</b>	<b>(\$130,000)</b>	<b>\$317,400</b>	<b>\$187,400</b>	<b>\$0</b>	<b>0.00%</b>

**OPERATING AND CAPITAL COMBINED SUMMARY**

	2019	2020		2021			Net Budget Change	
	Actual	Budgeted Levy	Year End Projection	Revenue	Budgeted Expenditure	Levy	2021 Budget vs 2020 Budget Variance \$	Variance %
Operations	\$897,551	\$864,500	\$863,200	(\$1,442,800)	\$2,411,500	\$968,700	\$104,200	12.05%
Capital	\$82,501	\$187,400	\$190,700	(\$130,000)	\$317,400	\$187,400	\$0	0.00%
<b>Total - Operating &amp; Capital Summary</b>	<b>\$980,052</b>	<b>\$1,051,900</b>	<b>\$1,053,900</b>	<b>(\$1,572,800)</b>	<b>\$2,728,900</b>	<b>\$1,156,100</b>	<b>\$104,200</b>	<b>9.91%</b>

**The County of Grey**  
**Economic Development - General Operating**  
**2021 Budget**  
For the Twelve Months Ending  
December 31, 2020

Account	Description	2019 ACTUAL	2020 BUDGET	2020 YEAR END PROJECTION	2021 BUDGET	2021 BUDGET to 2020 BUDGET Variance \$	2021 BUDGET to 2020 BUDGET Variance %
<b>REVENUE</b>							
49400	Transfer From Reserve	\$0	(\$5,000)	(\$5,000)	\$0	\$5,000	-100.00%
51100	Provincial Conditional Grant	38	0	0	(20,000)	(20,000)	100.00%
52000	Federal Conditional Grant	0	0	0	(37,500)	(37,500)	100.00%
53002	Lower Tier Municipalities	0	0	0	(10,000)	(10,000)	100.00%
54040	Cost Recoveries	0	0	0	(10,000)	(10,000)	100.00%
	<b>TOTAL REVENUE</b>	<b>38</b>	<b>(5,000)</b>	<b>(5,000)</b>	<b>(77,500)</b>	<b>(72,500)</b>	<b>1450.00%</b>
<b>EXPENDITURE</b>							
<b>Salaries and Wages</b>							
61000	Salaries and Wages	268,430	475,300	456,700	448,900	(26,400)	-5.55%
	<b>Total - Salaries &amp; Wages</b>	<b>268,430</b>	<b>475,300</b>	<b>456,700</b>	<b>448,900</b>	<b>(26,400)</b>	<b>-5.55%</b>
<b>Employee Benefits</b>							
61220	CPP	10,018	17,200	15,600	18,600	1,400	8.14%
61221	EI	3,770	6,000	5,300	6,100	100	1.67%
61222	WSIB Premiums	3,645	6,000	5,700	6,000	0	0.00%
61223	OMERS	35,003	50,100	48,600	45,400	(4,700)	-9.38%
61224	EHT	5,265	9,300	8,900	8,800	(500)	-5.38%
61225	Group Benefits	35,050	53,200	49,400	55,100	1,900	3.57%
61228	Boot Allowance	81	0	0	0	0	0.00%
	<b>Total - Employee Benefits</b>	<b>92,832</b>	<b>141,800</b>	<b>133,500</b>	<b>140,000</b>	<b>(1,800)</b>	<b>-1.27%</b>
	<b>Total Salaries and Benefits</b>	<b>361,262</b>	<b>617,100</b>	<b>590,200</b>	<b>588,900</b>	<b>(28,200)</b>	<b>-4.57%</b>
<b>Other Expenditures</b>							
63000	Advertising	0	0	100	0	0	0.00%
63005	Radio Advertising	0	0	1,800	0	0	0.00%
63006	Image & Graphics Development	160	0	0	0	0	0.00%
63010	Association/Membership Fees	2,304	2,500	2,400	2,500	0	0.00%
63020	Computer Support/Maintenance	792	4,700	900	2,000	(2,700)	-57.45%
63030	Copying & Printing	4,116	2,500	500	2,500	0	0.00%
63040	Equip/Furniture Maintenance	1,699	500	900	500	0	0.00%
63041	Computer Purchases	1,884	5,100	5,700	0	(5,100)	-100.00%
63051	Telephone	675	1,000	700	700	(300)	-30.00%
63052	Cellular	4,102	2,800	2,400	2,800	0	0.00%
63060	Office & Charting Supplies	147	500	700	500	0	0.00%
63063	Postage/Courier/Freight	142	200	200	100	(100)	-50.00%
63070	Other Materials & Services	563	100	10,000	500	400	400.00%
63300	Staff Training and Development	2,675	4,500	100	2,500	(2,000)	-44.44%
63310	Travel & Meal Expenses	17,572	12,000	6,400	5,000	(7,000)	-58.33%
63320	Conferences	3,419	4,500	3,800	2,000	(2,500)	-55.56%
63603	Vehicle Operations	0	2,000	500	1,000	(1,000)	-50.00%
63754	Promotion & Public Relations	10,259	4,500	18,000	2,000	(2,500)	-55.56%
63758	Trade Shows	3,590	4,000	0	500	(3,500)	-87.50%
63762	Uniforms	0	300	200	300	0	0.00%
63801	Studies/Reports	0	5,000	5,000	100,000	95,000	1900.00%
64102	Professional & Consulting fees	18,082	15,000	10,200	15,000	0	0.00%
65200	Bank Charges	246	400	300	0	(400)	-100.00%
67014	Interfunc. IS Costs	5,800	9,200	9,200	11,200	2,000	21.74%
	<b>Total - Other Expenditures</b>	<b>78,227</b>	<b>81,300</b>	<b>80,000</b>	<b>151,600</b>	<b>70,300</b>	<b>86.47%</b>
	<b>TOTAL EXPENDITURE</b>	<b>439,489</b>	<b>698,400</b>	<b>670,200</b>	<b>740,500</b>	<b>42,100</b>	<b>6.03%</b>
	<b>NET REQUIREMENT</b>	<b>439,527</b>	<b>693,400</b>	<b>665,200</b>	<b>663,000</b>	<b>(30,400)</b>	<b>-4.38%</b>

**The County of Grey**  
**Economic Development - Regional Attraction & Retention**  
**2021 Budget**  
For the Twelve Months Ending  
December 31, 2020

Account	Description	2019 ACTUAL	2020 BUDGET	2020 YEAR END PROJECTION	2021 BUDGET	2021 BUDGET to 2020 BUDGET Variance \$	2021 BUDGET to 2020 BUDGET Variance %
<b>REVENUE</b>							
54040	Cost Recoveries	(\$16,320)	(\$35,900)	(\$12,700)	\$0	\$35,900	-100.00%
54050	Donations	(2,781)	0	0	0	0	0.00%
	<b>TOTAL REVENUE</b>	<b>(19,101)</b>	<b>(35,900)</b>	<b>(12,700)</b>	<b>0</b>	<b>35,900</b>	<b>-100.00%</b>
<b>EXPENDITURE</b>							
<b>Other Expenditures</b>							
63754	Promotion & Public Relations	15,814	40,000	0	10,000	(30,000)	-75.00%
63772	Hosted Events	0	12,900	8,200	0	(12,900)	-100.00%
63801	Studies/Reports	10,088	0	0	0	0	0.00%
64102	Professional & Consulting fees	5,088	15,000	0	0	(15,000)	-100.00%
	<b>Total - Other Expenditures</b>	<b>30,990</b>	<b>67,900</b>	<b>8,200</b>	<b>10,000</b>	<b>(57,900)</b>	<b>-85.27%</b>
	<b>TOTAL EXPENDITURE</b>	<b>30,990</b>	<b>67,900</b>	<b>8,200</b>	<b>10,000</b>	<b>(57,900)</b>	<b>-85.27%</b>
	<b>NET REQUIREMENT</b>	<b>11,889</b>	<b>32,000</b>	<b>(4,500)</b>	<b>10,000</b>	<b>(22,000)</b>	<b>-68.75%</b>

**The County of Grey**  
**Economic Development -Local Immigration Partnership**  
**2021 Budget**  
For the Twelve Months Ending  
December 31, 2020

Account	Description	2019 ACTUAL	2020 BUDGET	2020 YEAR END PROJECTION	2021 BUDGET	2021 BUDGET to 2020 BUDGET Variance \$	2021 BUDGET to 2020 BUDGET Variance %
<b>REVENUE</b>							
52000	Federal Conditional Grant	\$0	(\$107,100)	(\$63,300)	(\$162,100)	(\$55,000)	51.35%
53005	Revenue - Bruce County	0	(300)	0	(300)	0	0.00%
	<b>TOTAL REVENUE</b>	<b>0</b>	<b>(107,400)</b>	<b>(63,300)</b>	<b>(162,400)</b>	<b>(55,000)</b>	<b>51.21%</b>
<b>EXPENDITURE</b>							
<b>Salaries and Wages</b>							
61000	Salaries and Wages	0	48,600	30,500	85,400	36,800	75.72%
	<b>Total - Salaries &amp; Wages</b>	<b>0</b>	<b>48,600</b>	<b>30,500</b>	<b>85,400</b>	<b>36,800</b>	<b>75.72%</b>
<b>Employee Benefits</b>							
61220	CPP	0	2,200	1,500	4,100	1,900	86.36%
61221	EI	0	800	600	1,400	600	75.00%
61222	WSIB Premiums	0	700	400	1,200	500	71.43%
61223	OMERS	0	4,700	2,800	5,900	1,200	25.53%
61224	EHT	0	1,000	600	1,700	700	70.00%
61225	Group Benefits	0	7,000	1,800	8,600	1,600	22.86%
	<b>Total - Employee Benefits</b>	<b>0</b>	<b>16,400</b>	<b>7,700</b>	<b>22,900</b>	<b>6,500</b>	<b>39.63%</b>
	<b>Total Salaries and Benefits</b>	<b>0</b>	<b>65,000</b>	<b>38,200</b>	<b>108,300</b>	<b>43,300</b>	<b>66.62%</b>
<b>Other Expenditures</b>							
63020	Computer Support/Maintenance	0	200	200	200	0	0.00%
63030	Copying & Printing	0	0	0	1,800	1,800	100.00%
63040	Equip/Furniture Maintenance	0	0	500	10,600	10,600	100.00%
63041	Computer Purchases	0	2,000	2,100	2,000	0	0.00%
63042	Equip/Furniture Purchases	0	0	3,700	0	0	0.00%
63052	Cellular	0	1,200	800	800	(400)	-33.33%
63060	Office & Charting Supplies	0	1,400	900	4,600	3,200	228.57%
63070	Other Materials & Services	0	0	0	1,400	1,400	100.00%
63086	Conference	0	5,300	0	3,300	(2,000)	-37.74%
63300	Staff Training and Development	0	3,500	0	0	(3,500)	-100.00%
63310	Travel & Meal Expenses	0	5,700	0	1,000	(4,700)	-82.46%
63320	Conferences	0	0	0	3,000	3,000	100.00%
63754	Promotion & Public Relations	0	7,500	0	7,300	(200)	-2.67%
63801	Studies/Reports	0	15,000	0	0	(15,000)	-100.00%
64102	Professional & Consulting fees	0	0	16,000	17,000	17,000	100.00%
67014	Interfunc. IS Costs	0	900	900	1,400	500	55.56%
	<b>Total - Other Expenditures</b>	<b>0</b>	<b>42,700</b>	<b>25,100</b>	<b>54,400</b>	<b>11,700</b>	<b>27.40%</b>
	<b>TOTAL EXPENDITURE</b>	<b>0</b>	<b>107,700</b>	<b>63,300</b>	<b>162,700</b>	<b>55,000</b>	<b>51.07%</b>
	<b>NET REQUIREMENT</b>	<b>0</b>	<b>300</b>	<b>0</b>	<b>300</b>	<b>0</b>	<b>0.00%</b>

**The County of Grey**  
**Economic Development - Local Food**  
**2021 Budget**  
For the Twelve Months Ending  
December 31, 2020

Account	Description	2019 ACTUAL	2020 BUDGET	2020 YEAR END PROJECTION	2021 BUDGET	2021 BUDGET to 2020 BUDGET Variance \$	2021 BUDGET to 2020 BUDGET Variance %
<b>REVENUE</b>							
54040	Cost Recoveries	\$0	(\$5,000)	\$0	\$0	\$5,000	-100.00%
	<b>TOTAL REVENUE</b>	<b>0</b>	<b>(5,000)</b>	<b>0</b>	<b>0</b>	<b>5,000</b>	<b>-100.00%</b>
<b>EXPENDITURE</b>							
<b>Other Expenditures</b>							
63010	Association/Membership Fees	1,018	1,000	0	1,000	0	0.00%
63754	Promotion & Public Relations	9,821	15,500	2,700	8,500	(7,000)	-45.16%
63758	Trade Shows	0	500	500	500	0	0.00%
63772	Hosted Events	2,139	0	0	0	0	0.00%
64102	Professional & Consulting fees	3,320	3,000	0	0	(3,000)	-100.00%
	<b>Total - Other Expenditures</b>	<b>16,298</b>	<b>20,000</b>	<b>3,200</b>	<b>10,000</b>	<b>(10,000)</b>	<b>-50.00%</b>
	<b>TOTAL EXPENDITURE</b>	<b>16,298</b>	<b>20,000</b>	<b>3,200</b>	<b>10,000</b>	<b>(10,000)</b>	<b>-50.00%</b>
	<b>NET REQUIREMENT</b>	<b>16,298</b>	<b>15,000</b>	<b>3,200</b>	<b>10,000</b>	<b>(5,000)</b>	<b>-33.33%</b>

**The County of Grey**  
**Economic Development - Connected Community**  
**2021 Budget**  
For the Twelve Months Ending  
December 31, 2020

<u>Account</u>	<u>Description</u>	<u>2019 ACTUAL</u>	<u>2020 BUDGET</u>	<u>2020 YEAR END PROJECTION</u>	<u>2021 BUDGET</u>	<u>2021 BUDGET to 2020 BUDGET Variance \$</u>	<u>2021 BUDGET to 2020 BUDGET Variance %</u>
<b>EXPENDITURE</b>							
	<b>Other Expenditures</b>						
66000	Payments to Indiv. & Organiz'	\$215,997	\$0	\$0	\$0	\$0	0.00%
	<b>Total - Other Expenditures</b>	<b>215,997</b>	<b>0</b>	<b>0</b>	<b>0</b>	<b>0</b>	<b>0.00%</b>
	<b>TOTAL EXPENDITURE</b>	<b>215,997</b>	<b>0</b>	<b>0</b>	<b>0</b>	<b>0</b>	<b>0.00%</b>
	<b>NET REQUIREMENT</b>	<b>215,997</b>	<b>0</b>	<b>0</b>	<b>0</b>	<b>0</b>	<b>0.00%</b>

**The County of Grey**  
**Economic Development - New To Grey Initiative**  
**2021 Budget**  
For the Twelve Months Ending  
December 31, 2020

Account	Description	2019 ACTUAL	2020 BUDGET	2020 YEAR END PROJECTION	2021 BUDGET	2021 BUDGET to 2020 BUDGET Variance \$	2021 BUDGET to 2020 BUDGET Variance %
<b>REVENUE</b>							
51100	Provincial Conditional Grant	(\$4,500)	\$0	\$0	\$0	\$0	0.00%
	<b>TOTAL REVENUE</b>	<b>(4,500)</b>	<b>0</b>	<b>0</b>	<b>0</b>	<b>0</b>	<b>0.00%</b>
<b>EXPENDITURE</b>							
<b>Salaries and Wages</b>							
61000	Salaries and Wages	451	0	0	0	0	0.00%
	<b>Total - Salaries &amp; Wages</b>	<b>451</b>	<b>0</b>	<b>0</b>	<b>0</b>	<b>0</b>	<b>0.00%</b>
	<b>Total Salaries and Benefits</b>	<b>451</b>	<b>0</b>	<b>0</b>	<b>0</b>	<b>0</b>	<b>0.00%</b>
<b>Other Expenditures</b>							
63754	Promotion & Public Relations	4,049	0	0	0	0	0.00%
	<b>Total - Other Expenditures</b>	<b>4,049</b>	<b>0</b>	<b>0</b>	<b>0</b>	<b>0</b>	<b>0.00%</b>
	<b>TOTAL EXPENDITURE</b>	<b>4,500</b>	<b>0</b>	<b>0</b>	<b>0</b>	<b>0</b>	<b>0.00%</b>



**The County of Grey**  
**Economic Development - Community Hub Operating**  
**2021 Budget**  
For the Twelve Months Ending  
December 31, 2020

Account	Description	2019 ACTUAL	2020 BUDGET	2020 YEAR END PROJECTION	2021 BUDGET	2021 BUDGET to 2020 BUDGET Variance \$	2021 BUDGET to 2020 BUDGET Variance %
<b>REVENUE</b>							
49300	Sale of Assets	(\$155)	\$0	\$0	\$0	\$0	0.00%
49400	Transfer From Reserve	(12,644)	(91,600)	(91,600)	(11,000)	80,600	-87.99%
51135	Fed-Prov Safe Restart Mun Oper'g Fu	0	0	0	(85,000)	(85,000)	100.00%
54035	Current Tenant Rent	(2,783)	(120,000)	(11,000)	(35,000)	85,000	-70.83%
<b>TOTAL REVENUE</b>		<b>(15,582)</b>	<b>(211,600)</b>	<b>(102,600)</b>	<b>(131,000)</b>	<b>80,600</b>	<b>-38.09%</b>
<b>EXPENDITURE</b>							
<b>Salaries and Wages</b>							
61000	Salaries and Wages	11,256	14,800	13,100	0	(14,800)	-100.00%
<b>Total - Salaries &amp; Wages</b>		<b>11,256</b>	<b>14,800</b>	<b>13,100</b>	<b>0</b>	<b>(14,800)</b>	<b>-100.00%</b>
<b>Employee Benefits</b>							
61220	CPP	537	700	700	0	(700)	-100.00%
61221	EI	255	400	300	0	(400)	-100.00%
61222	WSIB Premiums	152	200	200	0	(200)	-100.00%
61224	EHT	219	300	200	0	(300)	-100.00%
<b>Total - Employee Benefits</b>		<b>1,163</b>	<b>1,600</b>	<b>1,400</b>	<b>0</b>	<b>(1,600)</b>	<b>-100.00%</b>
<b>Total Salaries and Benefits</b>		<b>12,419</b>	<b>16,400</b>	<b>14,500</b>	<b>0</b>	<b>(16,400)</b>	<b>-100.00%</b>
<b>Other Expenditures</b>							
63051	Telephone	1,511	2,000	2,000	2,000	0	0.00%
63052	Cellular	169	100	100	0	(100)	-100.00%
63070	Other Materials & Services	314	0	600	0	0	0.00%
63310	Travel & Meal Expenses	163	600	100	0	(600)	-100.00%
63401	Cleaning Supplies	724	5,000	4,000	5,000	0	0.00%
63403	Maintenance of Buildings	0	0	1,000	1,000	1,000	100.00%
63440	Heat	4,148	5,000	4,000	5,000	0	0.00%
63441	Hydro/Water	62,130	60,000	62,000	60,000	0	0.00%
63442	Water/Sewage & Fire Protect.	4,442	6,000	4,200	5,000	(1,000)	-16.67%
64102	Professional & Consulting fees	598	5,000	5,000	0	(5,000)	-100.00%
64401	Cleaning Contracts	2,176	30,000	5,000	20,000	(10,000)	-33.33%
64403	General Hdwr - Repairs & Supp.	5,645	10,000	10,000	10,000	0	0.00%
64485	Landscape Mtce. Contracts	3,114	7,000	3,000	5,000	(2,000)	-28.57%
64486	Snow Removal	8,044	20,000	20,000	20,000	0	0.00%
65110	Insurance	6,298	6,400	4,600	5,400	(1,000)	-15.63%
66000	Payments to Indiv. & Organiz'	0	0	1,000	11,000	11,000	100.00%
67000	Interfunc. Admin Charges	45,770	45,800	45,800	45,800	0	0.00%
67007	Interfunc. Rent	(14,757)	0	0	0	0	0.00%
69100	Transfer to Reserves	80,000	80,000	80,000	80,000	0	0.00%
<b>Total - Other Expenditures</b>		<b>210,489</b>	<b>282,900</b>	<b>252,400</b>	<b>275,200</b>	<b>(7,700)</b>	<b>-2.72%</b>
<b>TOTAL EXPENDITURE</b>		<b>222,908</b>	<b>299,300</b>	<b>266,900</b>	<b>275,200</b>	<b>(24,100)</b>	<b>-8.05%</b>
<b>NET REQUIREMENT</b>		<b>207,326</b>	<b>87,700</b>	<b>164,300</b>	<b>144,200</b>	<b>56,500</b>	<b>64.42%</b>

**The County of Grey**  
**Community Transportation Program Summary**  
**2021 Budget**  
For the Twelve Months Ending  
December 31, 2020

Account	Description	2019 ACTUAL	2020 BUDGET	2020 YEAR END PROJECTION	2021 BUDGET	2021 BUDGET to 2020 BUDGET Variance \$	2021 BUDGET to 2020 BUDGET Variance %
<b>REVENUE</b>							
49400	Transfer From Reserve	(\$2,520)	(\$14,300)	(\$10,800)	(\$26,900)	(\$12,600)	88.11%
49405	From Reserve - One Time Funding	0	0	(23,100)	0	0	0.00%
51100	Provincial Conditional Grant	(60,477)	(343,800)	(240,300)	(597,600)	(253,800)	73.82%
53002	Lower Tier Municipalities	0	0	(56,000)	(219,900)	(219,900)	100.00%
54099	Fare Revenue	0	0	(2,200)	(13,000)	(13,000)	100.00%
<b>TOTAL REVENUE</b>		<b>(62,997)</b>	<b>(358,100)</b>	<b>(332,400)</b>	<b>(857,400)</b>	<b>(499,300)</b>	<b>139.43%</b>
<b>EXPENDITURE</b>							
<b>Other Expenditures</b>							
63020	Computer Support/Maintenance	0	16,400	100	0	(16,400)	-100.00%
63041	Computer Purchases	1,868	0	0	0	0	0.00%
63042	Equip/Furniture Purchases	0	54,200	0	0	(54,200)	-100.00%
63051	Telephone	247	0	0	0	0	0.00%
63052	Cellular	0	0	0	1,400	1,400	100.00%
63060	Office & Charting Supplies	98	0	2,200	0	0	0.00%
63070	Other Materials & Services	0	0	0	22,000	22,000	100.00%
63300	Staff Training and Development	15	9,900	1,600	0	(9,900)	-100.00%
63310	Travel & Meal Expenses	1,115	5,000	1,000	1,000	(4,000)	-80.00%
63708	Licenses and Fees	0	0	1,000	0	0	0.00%
63754	Promotion & Public Relations	5,529	12,800	17,700	22,700	9,900	77.34%
64102	Professional & Consulting fees	76	1,000	0	0	(1,000)	-100.00%
64520	Transportation	2,512	152,100	216,100	789,600	637,500	419.13%
66000	Payments to Indiv. & Organiz'	2,856	0	0	0	0	0.00%
66006	Payments to Lower Tiers	48,680	106,700	92,700	112,400	5,700	5.34%
<b>Total - Other Expenditures</b>		<b>62,996</b>	<b>358,100</b>	<b>332,400</b>	<b>949,100</b>	<b>591,000</b>	<b>165.04%</b>
<b>TOTAL EXPENDITURE</b>		<b>62,996</b>	<b>358,100</b>	<b>332,400</b>	<b>949,100</b>	<b>591,000</b>	<b>165.04%</b>
<b>NET REQUIREMENT</b>		<b>(1)</b>	<b>0</b>	<b>0</b>	<b>91,700</b>	<b>91,700</b>	<b>100.00%</b>

**The County of Grey**  
**Economic Development - Business Enterprise Centre - Summary**  
**2021 Budget**  
For the Twelve Months Ending  
December 31, 2020

Account	Description	2019 ACTUAL	2020 BUDGET	2020 YEAR END PROJECTION	2021 BUDGET	2021 BUDGET to 2020 BUDGET Variance \$	2021 BUDGET to 2020 BUDGET Variance %
<b>REVENUE</b>							
51100	Provincial Conditional Grant	(\$218,707)	(\$184,900)	(\$191,900)	(\$214,500)	(\$29,600)	16.01%
	<b>TOTAL REVENUE</b>	<b>(218,707)</b>	<b>(184,900)</b>	<b>(191,900)</b>	<b>(214,500)</b>	<b>(29,600)</b>	<b>16.01%</b>
<b>EXPENDITURE</b>							
<b>Salaries and Wages</b>							
61000	Salaries and Wages	126,925	134,500	126,200	140,800	6,300	4.68%
	<b>Total - Salaries &amp; Wages</b>	<b>126,925</b>	<b>134,500</b>	<b>126,200</b>	<b>140,800</b>	<b>6,300</b>	<b>4.68%</b>
<b>Employee Benefits</b>							
61220	CPP	5,440	5,900	5,300	6,300	400	6.78%
61221	EI	2,161	2,300	1,900	2,100	(200)	-8.70%
61222	WSIB Premiums	1,719	1,800	1,700	1,900	100	5.56%
61223	OMERS	11,002	13,000	12,300	13,700	700	5.38%
61224	EHT	2,483	2,600	2,500	2,800	200	7.69%
61225	Group Benefits	10,744	15,300	13,600	14,800	(500)	-3.27%
	<b>Total - Employee Benefits</b>	<b>33,549</b>	<b>40,900</b>	<b>37,300</b>	<b>41,600</b>	<b>700</b>	<b>1.71%</b>
	<b>Total Salaries and Benefits</b>	<b>160,474</b>	<b>175,400</b>	<b>163,500</b>	<b>182,400</b>	<b>7,000</b>	<b>3.99%</b>
<b>Other Expenditures</b>							
63000	Advertising	2,928	2,400	2,000	2,400	0	0.00%
63020	Computer Support/Maintenance	0	500	100	500	0	0.00%
63030	Copying & Printing	0	300	100	300	0	0.00%
63041	Computer Purchases	0	0	100	0	0	0.00%
63051	Telephone	0	700	0	700	0	0.00%
63052	Cellular	612	500	500	500	0	0.00%
63060	Office & Charting Supplies	149	100	700	600	500	500.00%
63064	Subscriptions & Publications	341	400	1,200	1,400	1,000	250.00%
63070	Other Materials & Services	0	1,000	500	500	(500)	-50.00%
63086	Conference	8,847	15,000	6,400	18,000	3,000	20.00%
63300	Staff Training and Development	175	2,100	600	2,900	800	38.10%
63310	Travel & Meal Expenses	2,628	4,200	1,200	3,400	(800)	-19.05%
63754	Promotion & Public Relations	0	1,800	0	0	(1,800)	-100.00%
64102	Professional & Consulting fees	6,403	2,400	7,800	36,200	33,800	1408.33%
66000	Payments to Indiv. & Organiz'	70,978	60,000	113,600	60,000	0	0.00%
67000	Interfunc. Admin Charges	(45,770)	(45,800)	(71,400)	(45,800)	0	0.00%
67007	Interfunc. Rent	14,757	0	0	0	0	0.00%
67014	Interfunc. IS Costs	2,700	0	0	0	0	0.00%
	<b>Total - Other Expenditures</b>	<b>64,748</b>	<b>45,600</b>	<b>63,400</b>	<b>81,600</b>	<b>36,000</b>	<b>78.95%</b>
	<b>TOTAL EXPENDITURE</b>	<b>225,222</b>	<b>221,000</b>	<b>226,900</b>	<b>264,000</b>	<b>43,000</b>	<b>19.46%</b>
	<b>NET REQUIREMENT</b>	<b>6,515</b>	<b>36,100</b>	<b>35,000</b>	<b>49,500</b>	<b>13,400</b>	<b>37.12%</b>

**The County of Grey**  
**Economic Development - Capital Summary**  
**2021 Budget**  
For the Twelve Months Ending  
December 31, 2020

Account	Description	2019 ACTUAL	2020 BUDGET	2020 YEAR END PROJECTION	2021 BUDGET	2021 BUDGET to 2020 BUDGET Variance \$	2021 BUDGET to 2020 BUDGET Variance %
<b>REVENUE</b>							
49400	Transfer From Reserve	(\$289,034)	\$0	\$0	(\$130,000)	(\$130,000)	100.00%
49405	From Reserve - One Time Funding	(239,846)	(520,700)	(520,700)	0	520,700	-100.00%
51100	Provincial Conditional Grant	0	0	(58,000)	0	0	0.00%
54050	Donations	(49,500)	0	0	0	0	0.00%
<b>TOTAL REVENUE</b>		<b>(578,380)</b>	<b>(520,700)</b>	<b>(578,700)</b>	<b>(130,000)</b>	<b>390,700</b>	<b>-75.03%</b>
<b>EXPENDITURE</b>							
<b>Other Expenditures</b>							
63042	Equip/Furniture Purchases	1,623	0	0	0	0	0.00%
64102	Professional & Consulting fees	38,159	0	1,300	0	0	0.00%
64421	Roofing Soffit, Fascia & Eaves	233,304	165,400	169,400	50,000	(115,400)	-69.77%
64500	Buildings/Renovations	119,395	355,300	411,300	80,000	(275,300)	-77.48%
66000	Payments to Indiv. & Organiz'	33,900	0	0	0	0	0.00%
66006	Payments to Lower Tiers	180,000	180,000	180,000	180,000	0	0.00%
69100	Transfer to Reserves	54,500	7,400	7,400	7,400	0	0.00%
<b>Total - Other Expenditures</b>		<b>660,881</b>	<b>708,100</b>	<b>769,400</b>	<b>317,400</b>	<b>(390,700)</b>	<b>-55.18%</b>
<b>TOTAL EXPENDITURE</b>		<b>660,881</b>	<b>708,100</b>	<b>769,400</b>	<b>317,400</b>	<b>(390,700)</b>	<b>-55.18%</b>
<b>NET REQUIREMENT</b>		<b>82,501</b>	<b>187,400</b>	<b>190,700</b>	<b>187,400</b>	<b>0</b>	<b>0.00%</b>



**COUNTY OF GREY  
TOURISM  
2021 BUDGET NET DEPARTMENT REQUIREMENT SUMMARY**

**OPERATING SUMMARY**

	2019	2020		2021			Net Budget Change	
	Actual	Budgeted Levy	Year End Projection	Revenue	Budgeted Expenditure	Levy	2021 Budget vs 2020 Budget Variance \$	Variance %
General Operating	\$552,140	\$275,200	\$204,300	(\$7,500)	\$307,200	\$299,700	\$24,500	8.90%
Regional Partnership	\$15,220	\$18,000	\$15,100	(\$5,000)	\$23,000	\$18,000	\$0	0.00%
Research & Data Analyst Project	\$5,000	\$0	\$0	\$0	\$0	\$0	\$0	0.00%
<b>Total Operating</b>	<b>\$572,360</b>	<b>\$293,200</b>	<b>\$219,400</b>	<b>(\$12,500)</b>	<b>\$330,200</b>	<b>\$317,700</b>	<b>\$24,500</b>	<b>8.36%</b>

**CAPITAL SUMMARY**

	2019	2020		2021			Net Budget Change	
	Actual	Budgeted Levy	Year End Projection	Revenue	Budgeted Expenditure	Levy	2021 Budget vs 2020 Budget Variance \$	Variance %
Capital	\$20,820	\$10,700	\$10,800	(\$70,000)	\$88,700	\$18,700	\$8,000	74.77%
<b>Total Capital</b>	<b>\$20,820</b>	<b>\$10,700</b>	<b>\$10,800</b>	<b>(\$70,000)</b>	<b>\$88,700</b>	<b>\$18,700</b>	<b>\$8,000</b>	<b>74.77%</b>

**OPERATING AND CAPITAL COMBINED SUMMARY**

	2019	2020		2021			Net Budget Change	
	Actual	Budgeted Levy	Year End Projection	Revenue	Budgeted Expenditure	Levy	2021 Budget vs 2020 Budget Variance \$	Variance %
Operations	\$572,360	\$293,200	\$219,400	(\$12,500)	\$330,200	\$317,700	\$24,500	8.36%
Capital	\$20,820	\$10,700	\$10,800	(\$70,000)	\$88,700	\$18,700	\$8,000	74.77%
<b>Total - Operating &amp; Capital Summary</b>	<b>\$593,180</b>	<b>\$303,900</b>	<b>\$230,200</b>	<b>(\$82,500)</b>	<b>\$418,900</b>	<b>\$336,400</b>	<b>\$32,500</b>	<b>10.69%</b>

**The County of Grey**  
**Tourism General Operating**  
**2021 Budget**  
For the Twelve Months Ending  
December 31, 2020

Account	Description	2019 ACTUAL	2020 BUDGET	2020 YEAR END PROJECTION	2021 BUDGET	2021 BUDGET to 2020 BUDGET Variance \$	2021 BUDGET to 2020 BUDGET Variance %
<b>REVENUE</b>							
49400	Transfer From Reserve	(\$17,417)	(\$35,000)	(\$18,000)	\$0	\$35,000	-100.00%
51120	Provincial Wage Subsidy	0	0	0	(2,500)	(2,500)	100.00%
52020	Federal Wage Subsidies	(1,960)	0	0	0	0	0.00%
53002	Lower Tier Municipalities	(50)	0	0	0	0	0.00%
54040	Cost Recoveries	(2,359)	(17,500)	(3,000)	(5,000)	12,500	-71.43%
	<b>TOTAL REVENUE</b>	<b>(21,786)</b>	<b>(52,500)</b>	<b>(21,000)</b>	<b>(7,500)</b>	<b>45,000</b>	<b>-85.71%</b>
<b>EXPENDITURE</b>							
<b>Salaries and Wages</b>							
61000	Salaries and Wages	245,731	89,600	85,000	109,100	19,500	21.76%
61003	Overtime Wages	456	0	0	0	0	0.00%
	<b>Total - Salaries &amp; Wages</b>	<b>246,187</b>	<b>89,600</b>	<b>85,000</b>	<b>109,100</b>	<b>19,500</b>	<b>21.76%</b>
<b>Employee Benefits</b>							
61220	CPP	9,805	2,900	2,900	4,100	1,200	41.38%
61221	EI	3,819	1,000	900	1,400	400	40.00%
61222	WSIB Premiums	3,336	1,200	1,200	1,500	300	25.00%
61223	OMERS	21,677	9,900	9,400	9,900	0	0.00%
61224	EHT	4,819	1,800	1,700	2,100	300	16.67%
61225	Group Benefits	24,497	9,900	9,600	10,100	200	2.02%
	<b>Total - Employee Benefits</b>	<b>67,953</b>	<b>26,700</b>	<b>25,700</b>	<b>29,100</b>	<b>2,400</b>	<b>8.99%</b>
	<b>Total Salaries and Benefits</b>	<b>314,140</b>	<b>116,300</b>	<b>110,700</b>	<b>138,200</b>	<b>21,900</b>	<b>18.83%</b>
<b>Other Expenditures</b>							
63000	Advertising	37,558	20,000	0	0	(20,000)	-100.00%
63006	Image & Graphics Development	26,477	10,000	0	10,000	0	0.00%
63007	Media Relations & Group Tours	21,536	8,000	0	0	(8,000)	-100.00%
63008	Internet Advertising (Mtce/Developmen	18,801	0	0	0	0	0.00%
63010	Association/Membership Fees	946	2,000	2,000	1,000	(1,000)	-50.00%
63020	Computer Support/Maintenance	0	0	1,000	0	0	0.00%
63025	Web Site Development	15,069	10,000	5,000	10,000	0	0.00%
63030	Copying & Printing	906	1,500	500	1,500	0	0.00%
63040	Equip/Furniture Maintenance	449	500	500	500	0	0.00%
63041	Computer Purchases	1,685	0	100	2,100	2,100	100.00%
63051	Telephone	263	300	300	300	0	0.00%
63052	Cellular	2,510	2,400	2,400	1,400	(1,000)	-41.67%
63060	Office & Charting Supplies	618	500	500	500	0	0.00%
63063	Postage/Courier/Freight	5,413	5,000	1,500	2,000	(3,000)	-60.00%
63070	Other Materials & Services	1,250	1,000	1,000	1,000	0	0.00%
63300	Staff Training and Development	5,326	5,000	2,800	1,500	(3,500)	-70.00%
63310	Travel & Meal Expenses	15,502	10,500	5,000	5,000	(5,500)	-52.38%
63320	Conferences	2,770	2,500	2,500	1,000	(1,500)	-60.00%
63603	Vehicle Operations	5,078	3,000	3,000	3,000	0	0.00%
63750	Brochures/Books	0	40,000	28,000	20,000	(20,000)	-50.00%
63753	Photographic Supplies	6,430	0	0	0	0	0.00%
63754	Promotion & Public Relations	12,825	0	0	0	0	0.00%
63756	Signs	5,080	7,500	4,500	0	(7,500)	-100.00%
63758	Trade Shows	4,076	4,000	4,900	2,000	(2,000)	-50.00%
63762	Uniforms	983	800	800	500	(300)	-37.50%
63801	Studies/Reports	6,503	30,000	20,000	86,500	56,500	188.33%
64020	Computer Support/Maintenance	2,403	0	0	0	0	0.00%
64100	Legal Fees	46	0	0	0	0	0.00%
64102	Professional & Consulting fees	17,306	15,000	122	10,100	(15,000)	-100.00%

**The County of Grey**  
**Tourism General Operating**  
**2021 Budget**  
For the Twelve Months Ending  
December 31, 2020

Account	Description	2019	2020	2020	2021	2021 BUDGET to	2021 BUDGET to
		ACTUAL	BUDGET	YEAR END PROJECTION	BUDGET	2020 BUDGET	2020 BUDGET
						Variance \$	Variance %
65200	Bank Charges	\$24	\$0	\$0	\$0	\$0	0.00%
66000	Payments to Indiv. & Organiz'	0	15,000	9,800	15,000	0	0.00%
66350	Industry Engagement	14,253	8,000	0	0	(8,000)	-100.00%
67012	Interfunc. Legal Fees	0	500	0	0	(500)	-100.00%
67014	Interfunc. IS Costs	7,700	8,400	8,400	4,200	(4,200)	-50.00%
69100	Transfer to Reserves	20,000	0	0	0	0	0.00%
<b>Total - Other Expenditures</b>		<b>259,786</b>	<b>211,400</b>	<b>114,600</b>	<b>169,000</b>	<b>(42,400)</b>	<b>-20.06%</b>
<b>TOTAL EXPENDITURE</b>		<b>573,926</b>	<b>327,700</b>	<b>225,300</b>	<b>307,200</b>	<b>(20,500)</b>	<b>-6.26%</b>
<b>NET REQUIREMENT</b>		<b>552,140</b>	<b>275,200</b>	<b>204,300</b>	<b>299,700</b>	<b>24,500</b>	<b>8.90%</b>

**The County of Grey**  
**Tourism - Regional Partnership**  
**2021 Budget**  
For the Twelve Months Ending  
December 31, 2020

Account	Description	2019 ACTUAL	2020 BUDGET	2020 YEAR END PROJECTION	2021 BUDGET	2021 BUDGET to 2020 BUDGET Variance \$	2021 BUDGET to 2020 BUDGET Variance %
<b>REVENUE</b>							
49400	Transfer From Reserve	\$0	\$0	\$0	(\$5,000)	(\$5,000)	100.00%
	<b>TOTAL REVENUE</b>	<b>0</b>	<b>0</b>	<b>0</b>	<b>(5,000)</b>	<b>(5,000)</b>	<b>100.00%</b>
<b>EXPENDITURE</b>							
<b>Other Expenditures</b>							
63000	Advertising	5,088	5,000	5,100	5,000	0	0.00%
63801	Studies/Reports	5,597	5,000	5,000	5,000	0	0.00%
66000	Payments to Indiv. & Organiz'	4,535	8,000	5,000	13,000	5,000	62.50%
	<b>Total - Other Expenditures</b>	<b>15,220</b>	<b>18,000</b>	<b>15,100</b>	<b>23,000</b>	<b>5,000</b>	<b>27.78%</b>
	<b>TOTAL EXPENDITURE</b>	<b>15,220</b>	<b>18,000</b>	<b>15,100</b>	<b>23,000</b>	<b>5,000</b>	<b>27.78%</b>
	<b>NET REQUIREMENT</b>	<b>15,220</b>	<b>18,000</b>	<b>15,100</b>	<b>18,000</b>	<b>0</b>	<b>0.00%</b>



**The County of Grey**  
**Tourism - Research & Data Analyst Project**  
**2021 Budget**  
For the Twelve Months Ending  
December 31, 2020

<u>Account</u>	<u>Description</u>	<u>2019 ACTUAL</u>	<u>2020 BUDGET</u>	<u>2020 YEAR END PROJECTION</u>	<u>2021 BUDGET</u>	<u>2021 BUDGET to 2020 BUDGET Variance \$</u>	<u>2021 BUDGET to 2020 BUDGET Variance %</u>
<b>EXPENDITURE</b>							
	<b>Other Expenditures</b>						
69100	Transfer to Reserves	\$5,000	\$0	\$0	\$0	\$0	0.00%
	<b>Total - Other Expenditures</b>	<b>5,000</b>	<b>0</b>	<b>0</b>	<b>0</b>	<b>0</b>	<b>0.00%</b>
	<b>TOTAL EXPENDITURE</b>	<b>5,000</b>	<b>0</b>	<b>0</b>	<b>0</b>	<b>0</b>	<b>0.00%</b>
	<b>NET REQUIREMENT</b>	<b>5,000</b>	<b>0</b>	<b>0</b>	<b>0</b>	<b>0</b>	<b>0.00%</b>

**The County of Grey**  
**Tourism Capital**  
**2021 Budget**  
For the Twelve Months Ending  
December 31, 2020

<u>Account</u>	<u>Description</u>	<u>2019 ACTUAL</u>	<u>2020 BUDGET</u>	<u>2020 YEAR END PROJECTION</u>	<u>2021 BUDGET</u>	<u>2021 BUDGET to 2020 BUDGET Variance \$</u>	<u>2021 BUDGET to 2020 BUDGET Variance %</u>
<b>REVENUE</b>							
49400	Transfer From Reserve	\$0	\$0	\$0	(\$30,000)	(\$30,000)	100.00%
54040	Cost Recoveries	0	0	0	(40,000)	(40,000)	100.00%
54058	Sponsorship	(6,000)	(1,300)	(1,200)	0	1,300	-100.00%
	<b>TOTAL REVENUE</b>	<b>(6,000)</b>	<b>(1,300)</b>	<b>(1,200)</b>	<b>(70,000)</b>	<b>(68,700)</b>	<b>5284.62%</b>
<b>EXPENDITURE</b>							
<b>Other Expenditures</b>							
63756	Signs	0	0	0	80,000	80,000	100.00%
69100	Transfer to Reserves	26,820	12,000	12,000	8,700	(3,300)	-27.50%
	<b>Total - Other Expenditures</b>	<b>26,820</b>	<b>12,000</b>	<b>12,000</b>	<b>88,700</b>	<b>76,700</b>	<b>639.17%</b>
	<b>TOTAL EXPENDITURE</b>	<b>26,820</b>	<b>12,000</b>	<b>12,000</b>	<b>88,700</b>	<b>76,700</b>	<b>639.17%</b>
	<b>NET REQUIREMENT</b>	<b>20,820</b>	<b>10,700</b>	<b>10,800</b>	<b>18,700</b>	<b>8,000</b>	<b>74.77%</b>



**COUNTY OF GREY  
GREY ROOTS  
2021 BUDGET NET DEPARTMENT REQUIREMENT SUMMARY**

**OPERATING SUMMARY**

	2019	2020		2021			Net Budget Change	
	Actual	Budgeted Levy	Year End Projection	Revenue	Budgeted Expenditure	Levy	2021 Budget vs 2020 Budget Variance \$	Variance %
Administration Building Operating	\$83,886	\$76,500	\$75,600	\$0	\$83,400	\$83,400	\$6,900	9.02%
Archives Operating	\$205,335	\$210,000	\$179,700	(\$10,200)	\$216,700	\$206,500	(\$3,500)	-1.67%
Museum Administration Operating	\$676,257	\$511,600	\$518,600	(\$167,500)	\$601,500	\$434,000	(\$77,600)	-15.17%
Moreston Village Operating	\$16,219	\$24,000	\$23,700	(\$10,200)	\$40,000	\$29,800	\$5,800	24.17%
Collection Management Operating	\$199,023	\$204,500	\$132,900	(\$17,100)	\$223,600	\$206,500	\$2,000	0.98%
Heritage Interpretation Operating	\$328,586	\$353,500	\$256,000	(\$66,000)	\$421,000	\$355,000	\$1,500	0.42%
Marketing & Promotions Operating	\$157,538	\$0	\$0	\$0	\$0	\$0	\$0	0.00%
Volunteer and Visitor Services Operating Summary	\$212,438	\$195,700	\$166,500	(\$23,600)	\$240,900	\$217,300	\$21,600	11.04%
<b>Total Operating</b>	<b>\$1,879,282</b>	<b>\$1,575,800</b>	<b>\$1,353,000</b>	<b>(\$294,600)</b>	<b>\$1,827,100</b>	<b>\$1,532,500</b>	<b>(\$43,300)</b>	<b>-2.75%</b>

**CAPITAL SUMMARY**

	2019	2020		2021			Net Budget Change	
	Actual	Budgeted Levy	Year End Projection	Revenue	Budgeted Expenditure	Levy	2021 Budget vs 2020 Budget Variance \$	Variance %
Capital - General	\$329,527	\$314,900	\$314,900	(\$33,500)	\$303,000	\$269,500	(\$45,400)	-14.42%
Capital - Store	\$2,035	\$0	\$0	(\$314,000)	\$314,000	\$0	\$0	0.00%
<b>Total Capital</b>	<b>\$331,562</b>	<b>\$314,900</b>	<b>\$314,900</b>	<b>(\$347,500)</b>	<b>\$617,000</b>	<b>\$269,500</b>	<b>(\$45,400)</b>	<b>-14.42%</b>

**OPERATING AND CAPITAL COMBINED SUMMARY**

	2019	2020		2021			Net Budget Change	
	Actual	Budgeted Levy	Year End Projection	Revenue	Budgeted Expenditure	Levy	2021 Budget vs 2020 Budget Variance \$	Variance %
Operations	\$1,879,282	\$1,575,800	\$1,353,000	(\$294,600)	\$1,827,100	\$1,532,500	(\$43,300)	-2.75%
Capital	\$331,562	\$314,900	\$314,900	(\$347,500)	\$617,000	\$269,500	(\$45,400)	-14.42%
<b>Total - Operating &amp; Capital Summary</b>	<b>\$2,210,844</b>	<b>\$1,890,700</b>	<b>\$1,667,900</b>	<b>(\$642,100)</b>	<b>\$2,444,100</b>	<b>\$1,802,000</b>	<b>(\$88,700)</b>	<b>-4.69%</b>

**The County of Grey**  
**Grey Roots Administration Building Operating**  
**2021 Budget**  
For the Twelve Months Ending  
December 31, 2020

Account	Description	2019 ACTUAL	2020 BUDGET	2020 YEAR END PROJECTION	2021 BUDGET	2021 BUDGET to 2020 BUDGET Variance \$	2021 BUDGET to 2020 BUDGET Variance %
<b>EXPENDITURE</b>							
<b>Salaries and Wages</b>							
61000	Salaries and Wages	\$5,599	\$0	\$0	\$0	\$0	0.00%
	<b>Total - Salaries &amp; Wages</b>	<b>5,599</b>	<b>0</b>	<b>0</b>	<b>0</b>	<b>0</b>	<b>0.00%</b>
<b>Employee Benefits</b>							
61220	CPP	269	0	0	0	0	0.00%
61221	EI	107	0	0	0	0	0.00%
61222	WSIB Premiums	76	0	0	0	0	0.00%
61223	OMERS	506	0	0	0	0	0.00%
61224	EHT	110	0	0	0	0	0.00%
61225	Group Benefits	884	0	0	0	0	0.00%
61228	Boot Allowance	99	0	0	0	0	0.00%
	<b>Total - Employee Benefits</b>	<b>2,051</b>	<b>0</b>	<b>0</b>	<b>0</b>	<b>0</b>	<b>0.00%</b>
	<b>Total Salaries and Benefits</b>	<b>7,650</b>	<b>0</b>	<b>0</b>	<b>0</b>	<b>0</b>	<b>0.00%</b>
<b>Other Expenditures</b>							
63310	Travel & Meal Expenses	85	0	0	0	0	0.00%
63401	Cleaning Supplies	3,062	6,500	8,500	6,700	200	3.08%
63403	Maintenance of Buildings	32,247	25,000	20,000	30,000	5,000	20.00%
63428	Tools and Equipment Rentals	1,909	2,500	2,500	2,000	(500)	-20.00%
63440	Heat	8,161	8,500	8,500	8,500	0	0.00%
63441	Hydro/Water	124,291	120,000	120,000	125,000	5,000	4.17%
63450	Maintenance of Equipment	38,284	28,000	35,000	28,000	0	0.00%
63467	Water Regulatory Mtce	7,164	6,500	6,500	6,500	0	0.00%
63485	Maintenance of Grounds	15,458	14,000	14,000	14,000	0	0.00%
64401	Cleaning Contracts	37,064	45,000	37,500	60,000	15,000	33.33%
64403	General Hdwr - Repairs & Supp.	7,725	8,500	8,000	8,500	0	0.00%
64486	Snow Removal	29,619	25,000	25,000	25,000	0	0.00%
65110	Insurance	22,829	16,700	16,700	19,400	2,700	16.17%
67006	Interfunc. Maintenance Costs	(251,662)	(229,700)	(226,600)	(250,200)	(20,500)	8.92%
	<b>Total - Other Expenditures</b>	<b>76,236</b>	<b>76,500</b>	<b>75,600</b>	<b>83,400</b>	<b>6,900</b>	<b>9.02%</b>
	<b>TOTAL EXPENDITURE</b>	<b>83,886</b>	<b>76,500</b>	<b>75,600</b>	<b>83,400</b>	<b>6,900</b>	<b>9.02%</b>
	<b>NET REQUIREMENT</b>	<b>83,886</b>	<b>76,500</b>	<b>75,600</b>	<b>83,400</b>	<b>6,900</b>	<b>9.02%</b>

**The County of Grey**  
**Grey Roots Archives Operating**  
**2021 Budget**  
For the Twelve Months Ending  
December 31, 2020

Account	Description	2019 ACTUAL	2020 BUDGET	2020 YEAR END PROJECTION	2021 BUDGET	2021 BUDGET to 2020 BUDGET Variance \$	2021 BUDGET to 2020 BUDGET Variance %
<b>REVENUE</b>							
49300	Sale of Assets	(\$15)	\$0	\$0	\$0	\$0	0.00%
49400	Transfer From Reserve	0	0	0	(2,100)	(2,100)	100.00%
52020	Federal Wage Subsidies	(6,703)	(4,500)	0	(4,500)	0	0.00%
54000	Admin Services	(907)	(1,000)	(400)	(700)	300	-30.00%
54013	Research	(152)	(500)	(400)	(400)	100	-20.00%
54050	Donations	(2,555)	(2,500)	(2,200)	(2,500)	0	0.00%
	<b>TOTAL REVENUE</b>	<b>(10,332)</b>	<b>(8,500)</b>	<b>(3,000)</b>	<b>(10,200)</b>	<b>(1,700)</b>	<b>20.00%</b>
<b>EXPENDITURE</b>							
<b>Salaries and Wages</b>							
61000	Salaries and Wages	148,565	142,600	118,700	144,000	1,400	0.98%
61009	Salary Recoveries	(105)	0	0	0	0	0.00%
	<b>Total - Salaries &amp; Wages</b>	<b>148,460</b>	<b>142,600</b>	<b>118,700</b>	<b>144,000</b>	<b>1,400</b>	<b>0.98%</b>
<b>Employee Benefits</b>							
61220	CPP	6,378	6,300	5,800	6,700	400	6.35%
61221	EI	2,593	2,200	1,800	2,300	100	4.55%
61222	WSIB Premiums	2,012	1,900	1,600	2,000	100	5.26%
61223	OMERS	11,201	17,400	11,500	13,000	(4,400)	-25.29%
61224	EHT	2,907	2,800	2,400	2,800	0	0.00%
61225	Group Benefits	17,704	17,500	16,700	17,500	0	0.00%
61260	Service Awards	0	200	200	0	(200)	-100.00%
	<b>Total - Employee Benefits</b>	<b>42,795</b>	<b>48,300</b>	<b>40,000</b>	<b>44,300</b>	<b>(4,000)</b>	<b>-8.28%</b>
	<b>Total Salaries and Benefits</b>	<b>191,255</b>	<b>190,900</b>	<b>158,700</b>	<b>188,300</b>	<b>(2,600)</b>	<b>-1.36%</b>
<b>Other Expenditures</b>							
63010	Association/Membership Fees	250	300	300	300	0	0.00%
63026	Computer Software	0	200	200	200	0	0.00%
63030	Copying & Printing	986	1,500	1,600	1,800	300	20.00%
63040	Equip/Furniture Maintenance	707	2,000	500	2,000	0	0.00%
63041	Computer Purchases	967	0	0	2,100	2,100	100.00%
63042	Equip/Furniture Purchases	363	0	0	0	0	0.00%
63060	Office & Charting Supplies	146	300	300	200	(100)	-33.33%
63063	Postage/Courier/Freight	212	400	400	300	(100)	-25.00%
63064	Subscriptions & Publications	248	300	300	300	0	0.00%
63070	Other Materials & Services	36	200	100	100	(100)	-50.00%
63300	Staff Training and Development	203	600	600	500	(100)	-16.67%
63310	Travel & Meal Expenses	845	1,000	300	500	(500)	-50.00%
63320	Conferences	390	500	500	400	(100)	-20.00%
63752	Conservation and Displays	5,782	4,800	5,100	4,800	0	0.00%
63757	Special Events	1,564	3,000	1,300	2,500	(500)	-16.67%
63760	Acquisitions	1,842	1,000	1,000	1,000	0	0.00%
63762	Uniforms	0	100	100	0	(100)	-100.00%
64020	Computer Support/Maintenance	3,516	4,900	4,900	4,900	0	0.00%
64102	Professional & Consulting fees	355	300	300	300	0	0.00%
67014	Interfunc. IS Costs	4,000	4,200	4,200	4,200	0	0.00%
69100	Transfer to Reserves	2,000	2,000	2,000	2,000	0	0.00%
	<b>Total - Other Expenditures</b>	<b>24,412</b>	<b>27,600</b>	<b>24,000</b>	<b>28,400</b>	<b>800</b>	<b>2.90%</b>
	<b>TOTAL EXPENDITURE</b>	<b>215,667</b>	<b>218,500</b>	<b>182,700</b>	<b>216,700</b>	<b>(1,800)</b>	<b>-0.82%</b>
	<b>NET REQUIREMENT</b>	<b>205,335</b>	<b>210,000</b>	<b>129 179,700</b>	<b>206,500</b>	<b>(3,500)</b>	<b>-1.67%</b>

**The County of Grey**  
**Grey Roots Museum Administration Operating**  
**2021 Budget**  
For the Twelve Months Ending  
December 31, 2020

Account	Description	2019 ACTUAL	2020 BUDGET	2020 YEAR END PROJECTION	2021 BUDGET	2021 BUDGET to 2020 BUDGET Variance \$	2021 BUDGET to 2020 BUDGET Variance %
<b>REVENUE</b>							
51100	Provincial Conditional Grant	(\$63,534)	(\$63,500)	(\$63,500)	(\$63,500)	\$0	0.00%
52000	Federal Conditional Grant	0	0	0	(100,000)	(100,000)	100.00%
54050	Donations	(4,040)	(2,000)	(200)	(2,000)	0	0.00%
54052	Donations In-Kind	0	(2,000)	0	(2,000)	0	0.00%
<b>TOTAL REVENUE</b>		<b>(67,574)</b>	<b>(67,500)</b>	<b>(63,700)</b>	<b>(167,500)</b>	<b>(100,000)</b>	<b>148.15%</b>
<b>EXPENDITURE</b>							
<b>Salaries and Wages</b>							
61000	Salaries and Wages	339,228	224,000	228,100	236,700	12,700	5.67%
61003	Overtime Wages	252	0	0	0	0	0.00%
<b>Total - Salaries &amp; Wages</b>		<b>339,480</b>	<b>224,000</b>	<b>228,100</b>	<b>236,700</b>	<b>12,700</b>	<b>5.67%</b>
<b>Employee Benefits</b>							
61220	CPP	13,698	9,200	10,300	9,500	300	3.26%
61221	EI	5,175	3,400	3,400	3,300	(100)	-2.94%
61222	WSIB Premiums	4,489	3,000	2,800	3,200	200	6.67%
61223	OMERS	34,344	21,300	20,400	23,400	2,100	9.86%
61224	EHT	6,644	4,400	4,000	4,600	200	4.55%
61225	Group Benefits	38,540	26,900	26,800	25,800	(1,100)	-4.09%
61228	Boot Allowance	271	0	0	0	0	0.00%
61260	Service Awards	545	0	0	0	0	0.00%
<b>Total - Employee Benefits</b>		<b>103,706</b>	<b>68,200</b>	<b>67,700</b>	<b>69,800</b>	<b>1,600</b>	<b>2.35%</b>
<b>Total Salaries and Benefits</b>		<b>443,186</b>	<b>292,200</b>	<b>295,800</b>	<b>306,500</b>	<b>14,300</b>	<b>4.89%</b>
<b>Other Expenditures</b>							
63010	Association/Membership Fees	2,013	1,500	1,500	1,500	0	0.00%
63026	Computer Software	0	500	900	500	0	0.00%
63030	Copying & Printing	3,551	3,000	1,500	3,000	0	0.00%
63040	Equip/Furniture Maintenance	986	3,000	3,000	500	(2,500)	-83.33%
63041	Computer Purchases	1,685	3,800	6,900	0	(3,800)	-100.00%
63042	Equip/Furniture Purchases	2,755	3,000	5,100	3,000	0	0.00%
63051	Telephone	3,200	3,000	3,000	3,200	200	6.67%
63052	Cellular	2,444	2,000	2,000	2,000	0	0.00%
63060	Office & Charting Supplies	1,040	1,000	1,000	500	(500)	-50.00%
63063	Postage/Courier/Freight	1,310	1,500	1,500	1,500	0	0.00%
63064	Subscriptions & Publications	245	400	400	300	(100)	-25.00%
63070	Other Materials & Services	1,046	1,000	500	1,000	0	0.00%
63075	Health & Safety Costs	1,547	1,500	1,500	1,500	0	0.00%
63300	Staff Training and Development	262	7,000	7,000	3,500	(3,500)	-50.00%
63310	Travel & Meal Expenses	3,091	4,000	2,000	2,000	(2,000)	-50.00%
63320	Conferences	416	1,200	1,200	700	(500)	-41.67%
63450	Maintenance of Equipment	0	100	100	0	(100)	-100.00%
63603	Vehicle Operations	3,888	3,000	1,500	3,000	0	0.00%
63762	Uniforms	0	300	0	300	0	0.00%
64020	Computer Support/Maintenance	0	300	200	0	(300)	-100.00%
64100	Legal Fees	0	0	3,000	3,000	3,000	100.00%
64102	Professional & Consulting fees	3,905	0	0	0	0	0.00%
64419	Waste Removal	876	1,000	1,000	1,000	0	0.00%
65200	Bank Charges	3,967	3,000	3,000	3,000	0	0.00%
67006	Interfunc. Maintenance Costs	251,662	229,700	226,600	250,200	20,500	8.92%
67013	Interfunc. Audit Fees	556	600	600	600	0	0.00%
67014	Interfunc. IS Costs	5,200	6,500	6,500	4,200	(2,300)	-35.38%
69100	Transfer to Reserves	5,000	5,000	5,000	5,000	0	0.00%

**The County of Grey**  
**Grey Roots Museum Administration Operating**  
**2021 Budget**  
For the Twelve Months Ending  
December 31, 2020

<u>Account</u>	<u>Description</u>	<u>2019</u> <u>ACTUAL</u>	<u>2020</u> <u>BUDGET</u>	<u>2020</u> <u>YEAR END PROJECTION</u>	<u>2021</u> <u>BUDGET</u>	<u>2021 BUDGET to</u> <u>2020 BUDGET</u> <u>Variance \$</u>	<u>2021 BUDGET to</u> <u>2020 BUDGET</u> <u>Variance %</u>
	<i><b>Total - Other Expenditures</b></i>	<i><b>\$300,645</b></i>	<i><b>\$286,900</b></i>	<i><b>\$286,500</b></i>	<i><b>\$295,000</b></i>	<i><b>\$8,100</b></i>	<i><b>2.82%</b></i>
	<i><b>TOTAL EXPENDITURE</b></i>	<i><b>743,831</b></i>	<i><b>579,100</b></i>	<i><b>582,300</b></i>	<i><b>601,500</b></i>	<i><b>22,400</b></i>	<i><b>3.87%</b></i>
	<i><b>NET REQUIREMENT</b></i>	<i><b>676,257</b></i>	<i><b>511,600</b></i>	<i><b>518,600</b></i>	<i><b>434,000</b></i>	<i><b>(77,600)</b></i>	<i><b>-15.17%</b></i>

**The County of Grey**  
**Grey Roots - Museum - Moreston Village Operating**  
**2021 Budget**  
For the Twelve Months Ending  
December 31, 2020

Account	Description	2019 ACTUAL	2020 BUDGET	2020 YEAR END PROJECTION	2021 BUDGET	2021 BUDGET to 2020 BUDGET Variance \$	2021 BUDGET to 2020 BUDGET Variance %
<b>REVENUE</b>							
49400	Transfer From Reserve	(\$5,704)	(\$10,000)	\$0	(\$10,200)	(\$200)	2.00%
54050	Donations	(4,623)	(2,500)	0	0	2,500	-100.00%
	<b>TOTAL REVENUE</b>	<b>(10,327)</b>	<b>(12,500)</b>	<b>0</b>	<b>(10,200)</b>	<b>2,300</b>	<b>-18.40%</b>
<b>EXPENDITURE</b>							
<b>Other Expenditures</b>							
63403	Maintenance of Buildings	6,241	10,000	9,000	12,000	2,000	20.00%
63428	Tools and Equipment Rentals	1,321	1,000	1,000	1,000	0	0.00%
63441	Hydro/Water	3,015	3,000	3,000	3,000	0	0.00%
63451	Maintenance of Steam Engine	784	1,500	600	1,500	0	0.00%
63456	Maintenance of Heritage Autos	7,498	5,000	3,400	5,000	0	0.00%
63457	Maintenance Heritage Railway	902	12,000	1,000	12,000	0	0.00%
63485	Maintenance of Grounds	6,785	4,000	5,700	5,500	1,500	37.50%
	<b>Total - Other Expenditures</b>	<b>26,546</b>	<b>36,500</b>	<b>23,700</b>	<b>40,000</b>	<b>3,500</b>	<b>9.59%</b>
	<b>TOTAL EXPENDITURE</b>	<b>26,546</b>	<b>36,500</b>	<b>23,700</b>	<b>40,000</b>	<b>3,500</b>	<b>9.59%</b>
	<b>NET REQUIREMENT</b>	<b>16,219</b>	<b>24,000</b>	<b>23,700</b>	<b>29,800</b>	<b>5,800</b>	<b>24.17%</b>



**The County of Grey**  
**Grey Roots Museum Collection Management Operating**  
**2021 Budget**  
For the Twelve Months Ending  
December 31, 2020

Account	Description	2019 ACTUAL	2020 BUDGET	2020 YEAR END PROJECTION	2021 BUDGET	2021 BUDGET to 2020 BUDGET Variance \$	2021 BUDGET to 2020 BUDGET Variance %
<b>REVENUE</b>							
49300	Sale of Assets	(\$289)	\$0	(\$1,700)	(\$500)	(\$500)	100.00%
49400	Transfer From Reserve	0	0	0	(2,100)	(2,100)	100.00%
52020	Federal Wage Subsidies	(6,644)	(4,500)	0	(14,500)	(10,000)	222.22%
54050	Donations	0	(3,000)	(4,000)	0	3,000	-100.00%
	<b>TOTAL REVENUE</b>	<b>(6,933)</b>	<b>(7,500)</b>	<b>(5,700)</b>	<b>(17,100)</b>	<b>(9,600)</b>	<b>128.00%</b>
<b>EXPENDITURE</b>							
<b>Salaries and Wages</b>							
61000	Salaries and Wages	142,183	146,000	87,400	156,300	10,300	7.05%
	<b>Total - Salaries &amp; Wages</b>	<b>142,183</b>	<b>146,000</b>	<b>87,400</b>	<b>156,300</b>	<b>10,300</b>	<b>7.05%</b>
<b>Employee Benefits</b>							
61220	CPP	5,914	6,200	4,400	7,200	1,000	16.13%
61221	EI	2,241	2,200	1,300	2,500	300	13.64%
61222	WSIB Premiums	1,927	2,000	1,200	2,100	100	5.00%
61223	OMERS	13,052	13,400	8,700	13,300	(100)	-0.75%
61224	EHT	2,784	2,900	1,700	3,100	200	6.90%
61225	Group Benefits	14,205	14,300	10,900	17,700	3,400	23.78%
	<b>Total - Employee Benefits</b>	<b>40,123</b>	<b>41,000</b>	<b>28,200</b>	<b>45,900</b>	<b>4,900</b>	<b>11.95%</b>
	<b>Total Salaries and Benefits</b>	<b>182,306</b>	<b>187,000</b>	<b>115,600</b>	<b>202,200</b>	<b>15,200</b>	<b>8.13%</b>
<b>Other Expenditures</b>							
63041	Computer Purchases	3,370	0	0	2,100	2,100	100.00%
63042	Equip/Furniture Purchases	645	0	0	0	0	0.00%
63052	Cellular	67	400	300	400	0	0.00%
63070	Other Materials & Services	108	0	400	0	0	0.00%
63300	Staff Training and Development	556	600	600	300	(300)	-50.00%
63310	Travel & Meal Expenses	2,219	1,000	400	1,000	0	0.00%
63428	Tools and Equipment Rentals	0	500	0	0	(500)	-100.00%
63752	Conservation and Displays	5,627	5,300	5,300	5,300	0	0.00%
63760	Acquisitions	2,467	2,500	6,800	2,500	0	0.00%
63762	Uniforms	151	200	200	200	0	0.00%
64020	Computer Support/Maintenance	1,403	1,400	1,400	1,400	0	0.00%
64102	Professional & Consulting fees	1,335	2,500	600	500	(2,000)	-80.00%
64406	Pest Control	984	1,000	600	1,000	0	0.00%
64602	Moving Artifacts	1,118	5,000	1,800	2,500	(2,500)	-50.00%
67014	Interfunc. IS Costs	3,600	4,600	4,600	4,200	(400)	-8.70%
	<b>Total - Other Expenditures</b>	<b>23,650</b>	<b>25,000</b>	<b>23,000</b>	<b>21,400</b>	<b>(3,600)</b>	<b>-14.40%</b>
	<b>TOTAL EXPENDITURE</b>	<b>205,956</b>	<b>212,000</b>	<b>138,600</b>	<b>223,600</b>	<b>11,600</b>	<b>5.47%</b>
	<b>NET REQUIREMENT</b>	<b>199,023</b>	<b>204,500</b>	<b>132,900</b>	<b>206,500</b>	<b>2,000</b>	<b>0.98%</b>

**The County of Grey**  
**Grey Roots Museum Heritage Interpretation Operating**  
**2021 Budget**  
For the Twelve Months Ending  
December 31, 2020

Account	Description	2019 ACTUAL	2020 BUDGET	2020 YEAR END PROJECTION	2021 BUDGET	2021 BUDGET to 2020 BUDGET Variance \$	2021 BUDGET to 2020 BUDGET Variance %
<b>REVENUE</b>							
49400	Transfer From Reserve	\$0	(\$17,500)	(\$2,500)	(\$25,500)	(\$8,000)	45.71%
52000	Federal Conditional Grant	(12,335)	0	(12,600)	0	0	0.00%
52020	Federal Wage Subsidies	(10,892)	(6,500)	0	(6,500)	0	0.00%
54002	Historica Fair	(900)	(1,000)	(500)	(500)	500	-50.00%
54010	Admissions	(45,872)	(55,000)	(4,100)	(30,000)	25,000	-45.45%
54032	Exhibit Rentals	0	(500)	0	0	500	-100.00%
54050	Donations	(1,850)	0	(1,100)	0	0	0.00%
54070	Miscellaneous	(1,500)	0	0	0	0	0.00%
54130	Admissions - Educational Groups	(11,594)	(11,000)	0	0	11,000	-100.00%
54132	Admissions - Educational Daycamp	(28,303)	(26,000)	0	0	26,000	-100.00%
54133	Admissions - Special Events	(24,424)	(15,000)	(2,000)	(2,500)	12,500	-83.33%
54134	Admissions - General Group	(1,171)	(2,000)	(500)	(1,000)	1,000	-50.00%
	<b>TOTAL REVENUE</b>	<b>(138,841)</b>	<b>(134,500)</b>	<b>(23,300)</b>	<b>(66,000)</b>	<b>68,500</b>	<b>-50.93%</b>
<b>EXPENDITURE</b>							
<b>Salaries and Wages</b>							
61000	Salaries and Wages	252,694	256,000	168,200	225,300	(30,700)	-11.99%
61003	Overtime Wages	368	0	0	0	0	0.00%
	<b>Total - Salaries &amp; Wages</b>	<b>253,062</b>	<b>256,000</b>	<b>168,200</b>	<b>225,300</b>	<b>(30,700)</b>	<b>-11.99%</b>
<b>Employee Benefits</b>							
61220	CPP	11,096	11,600	8,200	10,300	(1,300)	-11.21%
61221	EI	4,729	4,400	2,700	3,900	(500)	-11.36%
61222	WSIB Premiums	3,425	3,500	2,300	3,100	(400)	-11.43%
61223	OMERS	21,235	18,400	16,000	15,400	(3,000)	-16.30%
61224	EHT	4,948	5,000	3,300	4,400	(600)	-12.00%
61225	Group Benefits	22,470	25,800	22,800	20,500	(5,300)	-20.54%
	<b>Total - Employee Benefits</b>	<b>67,903</b>	<b>68,700</b>	<b>55,300</b>	<b>57,600</b>	<b>(11,100)</b>	<b>-16.16%</b>
	<b>Total Salaries and Benefits</b>	<b>320,965</b>	<b>324,700</b>	<b>223,500</b>	<b>282,900</b>	<b>(41,800)</b>	<b>-12.87%</b>
<b>Other Expenditures</b>							
63020	Computer Support/Maintenance	533	900	600	600	(300)	-33.33%
63041	Computer Purchases	3,619	2,100	2,100	10,500	8,400	400.00%
63063	Postage/Courier/Freight	69	0	0	0	0	0.00%
63070	Other Materials & Services	3,421	3,500	800	3,000	(500)	-14.29%
63132	Day Camp Expenses	2,935	3,500	2,200	2,500	(1,000)	-28.57%
63133	Historica Fair	1,010	1,000	0	500	(500)	-50.00%
63135	New Horizons	8,580	0	12,600	0	0	0.00%
63300	Staff Training and Development	679	2,000	1,700	2,000	0	0.00%
63310	Travel & Meal Expenses	557	2,500	800	1,000	(1,500)	-60.00%
63750	Brochures/Books	25	0	100	0	0	0.00%
63751	Costumes	2,865	3,000	3,000	3,000	0	0.00%
63757	Special Events	19,698	17,500	7,200	12,000	(5,500)	-31.43%
63761	Exhibits	78,240	80,000	0	60,000	(20,000)	-25.00%
63762	Uniforms	490	600	500	500	(100)	-16.67%
63764	Educational Programs	4,080	5,000	2,500	4,000	(1,000)	-20.00%
63770	In House Exhibits	11,196	30,000	10,000	25,000	(5,000)	-16.67%
67000	Interfunc. Admin Charges	(2,500)	0	0	0	0	0.00%
67014	Interfunc. IS Costs	8,900	9,700	9,700	11,500	1,800	18.56%
69100	Transfer to Reserves	2,065	2,000	2,000	2,000	0	0.00%
	<b>Total - Other Expenditures</b>	<b>146,462</b>	<b>163,300</b>	<b>55,800</b>	<b>138,100</b>	<b>(25,200)</b>	<b>-15.43%</b>
	<b>TOTAL EXPENDITURE</b>	<b>467,427</b>	<b>488,000</b>	<b>279,300</b>	<b>421,000</b>	<b>(67,000)</b>	<b>-13.73%</b>

**The County of Grey**  
**Grey Roots Museum Heritage Interpretation Operating**  
**2021 Budget**  
 For the Twelve Months Ending  
 December 31, 2020

<u>Account</u>	<u>Description</u>	<u>2019</u> <u>ACTUAL</u>	<u>2020</u> <u>BUDGET</u>	<u>2020</u> <u>YEAR END PROJECTION</u>	<u>2021</u> <u>BUDGET</u>	<u>2021 BUDGET to</u> <u>2020 BUDGET</u> <u>Variance \$</u>	<u>2021 BUDGET to</u> <u>2020 BUDGET</u> <u>Variance %</u>
<b>NET REQUIREMENT</b>		<b>\$328,586</b>	<b>\$353,500</b>	<b>\$256,000</b>	<b>\$355,000</b>	<b>\$1,500</b>	<b>0.42%</b>

**The County of Grey**  
**Grey Roots Museum Marketing & Promotions Operating**  
**2021 Budget**  
For the Twelve Months Ending  
December 31, 2020

Account	Description	2019 ACTUAL	2020 BUDGET	2020 YEAR END PROJECTION	2021 BUDGET	2021 BUDGET to 2020 BUDGET Variance \$	2021 BUDGET to 2020 BUDGET Variance %
<b>REVENUE</b>							
54051	Memberships	(\$20,569)	\$0	\$0	\$0	\$0	0.00%
	<b>TOTAL REVENUE</b>	<b>(20,569)</b>	<b>0</b>	<b>0</b>	<b>0</b>	<b>0</b>	<b>0.00%</b>
<b>EXPENDITURE</b>							
<b>Salaries and Wages</b>							
61000	Salaries and Wages	69,329	0	0	0	0	0.00%
	<b>Total - Salaries &amp; Wages</b>	<b>69,329</b>	<b>0</b>	<b>0</b>	<b>0</b>	<b>0</b>	<b>0.00%</b>
<b>Employee Benefits</b>							
61220	CPP	2,769	0	0	0	0	0.00%
61221	EI	1,021	0	0	0	0	0.00%
61222	WSIB Premiums	940	0	0	0	0	0.00%
61223	OMERS	6,937	0	0	0	0	0.00%
61224	EHT	1,358	0	0	0	0	0.00%
61225	Group Benefits	8,915	0	0	0	0	0.00%
	<b>Total - Employee Benefits</b>	<b>21,940</b>	<b>0</b>	<b>0</b>	<b>0</b>	<b>0</b>	<b>0.00%</b>
	<b>Total Salaries and Benefits</b>	<b>91,269</b>	<b>0</b>	<b>0</b>	<b>0</b>	<b>0</b>	<b>0.00%</b>
<b>Other Expenditures</b>							
63002	Advert. and Promo Sponsorships	9,412	0	0	0	0	0.00%
63003	Print Advertising	18,828	0	0	0	0	0.00%
63005	Radio Advertising	23,826	0	0	0	0	0.00%
63008	Internet Advertising (Mtce/Developmen	10,145	0	0	0	0	0.00%
63020	Computer Support/Maintenance	1,273	0	0	0	0	0.00%
63030	Copying & Printing	689	0	0	0	0	0.00%
63052	Cellular	180	0	0	0	0	0.00%
63063	Postage/Courier/Freight	1,223	0	0	0	0	0.00%
63300	Staff Training and Development	85	0	0	0	0	0.00%
63310	Travel & Meal Expenses	728	0	0	0	0	0.00%
63320	Conferences	602	0	0	0	0	0.00%
63708	Licenses and Fees	38	0	0	0	0	0.00%
63750	Brochures/Books	1,107	0	0	0	0	0.00%
63754	Promotion & Public Relations	335	0	0	0	0	0.00%
63756	Signs	10,806	0	0	0	0	0.00%
63757	Special Events	1,622	0	0	0	0	0.00%
63768	Membership Programs	1,572	0	0	0	0	0.00%
64102	Professional & Consulting fees	3,167	0	0	0	0	0.00%
67014	Interfunc. IS Costs	1,200	0	0	0	0	0.00%
	<b>Total - Other Expenditures</b>	<b>86,838</b>	<b>0</b>	<b>0</b>	<b>0</b>	<b>0</b>	<b>0.00%</b>
	<b>TOTAL EXPENDITURE</b>	<b>178,107</b>	<b>0</b>	<b>0</b>	<b>0</b>	<b>0</b>	<b>0.00%</b>
	<b>NET REQUIREMENT</b>	<b>157,538</b>	<b>0</b>	<b>0</b>	<b>0</b>	<b>0</b>	<b>0.00%</b>

**The County of Grey**  
**Grey Roots Volunteer & Visitor Services Operating Summary**  
**2021 Budget**  
For the Twelve Months Ending  
December 31, 2020

Account	Description	2019 ACTUAL	2020 BUDGET	2020 YEAR END PROJECTION	2021 BUDGET	2021 BUDGET to 2020 BUDGET Variance \$	2021 BUDGET to 2020 BUDGET Variance %
<b>REVENUE</b>							
52020	Federal Wage Subsidies	(\$1,960)	\$0	\$0	\$0	\$0	0.00%
54031	Building Rentals	(6,577)	(4,000)	(500)	(500)	3,500	-87.50%
54051	Memberships	0	(17,000)	(9,500)	(17,000)	0	0.00%
54105	Retail Sales	(31,031)	(30,000)	(5,000)	(15,000)	15,000	-50.00%
54107	Cost of Goods Sold (Gift Shop)	17,723	17,500	2,000	8,800	(8,700)	-49.71%
54108	Inventory Write Offs	2,015	100	100	100	0	0.00%
	<b>TOTAL REVENUE</b>	<b>(19,830)</b>	<b>(33,400)</b>	<b>(12,900)</b>	<b>(23,600)</b>	<b>9,800</b>	<b>-29.34%</b>
<b>EXPENDITURE</b>							
<b>Salaries and Wages</b>							
61000	Salaries and Wages	169,094	166,000	125,800	177,800	11,800	7.11%
61003	Overtime Wages	13	0	0	0	0	0.00%
	<b>Total - Salaries &amp; Wages</b>	<b>169,107</b>	<b>166,000</b>	<b>125,800</b>	<b>177,800</b>	<b>11,800</b>	<b>7.11%</b>
<b>Employee Benefits</b>							
61220	CPP	6,484	7,500	5,300	8,400	900	12.00%
61221	EI	3,195	3,000	2,400	3,200	200	6.67%
61222	WSIB Premiums	2,289	2,300	1,800	2,400	100	4.35%
61223	OMERS	12,545	12,400	12,100	12,400	0	0.00%
61224	EHT	3,306	3,300	2,500	3,500	200	6.06%
61225	Group Benefits	13,081	12,900	12,600	13,100	200	1.55%
61260	Service Awards	204	200	200	0	(200)	-100.00%
	<b>Total - Employee Benefits</b>	<b>41,104</b>	<b>41,600</b>	<b>36,900</b>	<b>43,000</b>	<b>1,400</b>	<b>3.37%</b>
	<b>Total Salaries and Benefits</b>	<b>210,211</b>	<b>207,600</b>	<b>162,700</b>	<b>220,800</b>	<b>13,200</b>	<b>6.36%</b>
<b>Other Expenditures</b>							
63041	Computer Purchases	3,615	0	0	0	0	0.00%
63300	Staff Training and Development	406	1,300	1,100	700	(600)	-46.15%
63309	Volunteer Recognition	6,435	7,000	3,500	6,000	(1,000)	-14.29%
63310	Travel & Meal Expenses	385	1,400	700	700	(700)	-50.00%
63755	Gift Shop Purchases	971	1,000	400	500	(500)	-50.00%
63762	Uniforms	363	400	200	300	(100)	-25.00%
64020	Computer Support/Maintenance	2,796	2,000	2,400	5,000	3,000	150.00%
66000	Payments to Indiv. & Organiz'	486	500	500	500	0	0.00%
67014	Interfunc. IS Costs	6,600	7,900	7,900	6,400	(1,500)	-18.99%
	<b>Total - Other Expenditures</b>	<b>22,057</b>	<b>21,500</b>	<b>16,700</b>	<b>20,100</b>	<b>(1,400)</b>	<b>-6.51%</b>
	<b>TOTAL EXPENDITURE</b>	<b>232,268</b>	<b>229,100</b>	<b>179,400</b>	<b>240,900</b>	<b>11,800</b>	<b>5.15%</b>
	<b>NET REQUIREMENT</b>	<b>212,438</b>	<b>195,700</b>	<b>166,500</b>	<b>217,300</b>	<b>21,600</b>	<b>11.04%</b>

**The County of Grey**  
**Grey Roots Capital General Summary**  
**2021 Budget**  
For the Twelve Months Ending  
December 31, 2020

Account	Description	2019 ACTUAL	2020 BUDGET	2020 YEAR END PROJECTION	2021 BUDGET	2021 BUDGET to 2020 BUDGET Variance \$	2021 BUDGET to 2020 BUDGET Variance %
<b>REVENUE</b>							
49400	Transfer From Reserve	(\$733,331)	(\$160,400)	(\$191,200)	(\$33,500)	\$126,900	-79.11%
52000	Federal Conditional Grant	(18,805)	0	0	0	0	0.00%
54050	Donations	(6,221)	0	0	0	0	0.00%
54069	Donation In Kind - Acquisitions	(9,315)	0	0	0	0	0.00%
<b>TOTAL REVENUE</b>		<b>(767,672)</b>	<b>(160,400)</b>	<b>(191,200)</b>	<b>(33,500)</b>	<b>126,900</b>	<b>-79.11%</b>
<b>EXPENDITURE</b>							
<b>Other Expenditures</b>							
63049	Equipment Purchases	0	20,000	20,000	0	(20,000)	-100.00%
63757	Special Events	2,125	0	0	0	0	0.00%
63769	Acquisitions In Kind	9,315	0	0	0	0	0.00%
64500	Buildings/Renovations	459,869	210,000	223,800	58,500	(151,500)	-72.14%
67000	Interfunc. Admin Charges	2,500	0	0	0	0	0.00%
69100	Transfer to Reserves	623,390	245,300	262,300	244,500	(800)	-0.33%
<b>Total - Other Expenditures</b>		<b>1,097,199</b>	<b>475,300</b>	<b>506,100</b>	<b>303,000</b>	<b>(172,300)</b>	<b>-36.25%</b>
<b>TOTAL EXPENDITURE</b>		<b>1,097,199</b>	<b>475,300</b>	<b>506,100</b>	<b>303,000</b>	<b>(172,300)</b>	<b>-36.25%</b>
<b>NET REQUIREMENT</b>		<b>329,527</b>	<b>314,900</b>	<b>314,900</b>	<b>269,500</b>	<b>(45,400)</b>	<b>-14.42%</b>

**The County of Grey**  
**Grey Roots Capital Store**  
**2021 Budget**  
For the Twelve Months Ending  
December 31, 2020

Account	Description	2019 ACTUAL	2020 BUDGET	2020 YEAR END PROJECTION	2021 BUDGET	2021 BUDGET to 2020 BUDGET Variance \$	2021 BUDGET to 2020 BUDGET Variance %
<b>REVENUE</b>							
49400	Transfer From Reserve	(\$184,000)	\$0	\$0	(\$314,000)	(\$314,000)	100.00%
54050	Donations	(5,500)	0	(4,000)	0	0	0.00%
	<b>TOTAL REVENUE</b>	<b>(189,500)</b>	<b>0</b>	<b>(4,000)</b>	<b>(314,000)</b>	<b>(314,000)</b>	<b>100.00%</b>
<b>EXPENDITURE</b>							
<b>Other Expenditures</b>							
63042	Equip/Furniture Purchases	2,035	0	0	0	0	0.00%
64500	Buildings/Renovations	0	0	0	314,000	314,000	100.00%
69100	Transfer to Reserves	189,500	0	4,000	0	0	0.00%
	<b>Total - Other Expenditures</b>	<b>191,535</b>	<b>0</b>	<b>4,000</b>	<b>314,000</b>	<b>314,000</b>	<b>100.00%</b>
	<b>TOTAL EXPENDITURE</b>	<b>191,535</b>	<b>0</b>	<b>4,000</b>	<b>314,000</b>	<b>314,000</b>	<b>100.00%</b>
	<b>NET REQUIREMENT</b>	<b>2,035</b>	<b>0</b>	<b>0</b>	<b>0</b>	<b>0</b>	<b>0.00%</b>

Capital Projects Summary on following page.



*The County of Grey*  
**Grey Roots**  
**2021 Capital Budget Summary**

PROJECT	2021
Grey County Gallery Update	42,000
From Reserve - Grey Roots General Reserve	(17,000)
Grey Roots - Repair Asphalt and Curbs in Parking Lot	11,000
From Reserve - Grey Roots Main Building Improvements Reserve (BCA)	(11,000)
Heritage Village - Paint Farm House Exterior	5,500
From Reserve - Grey Roots Moreston Village Building Improvements Reserve (BCA)	(5,500)
Grey Roots - Store	314,000
From Reserve - Grey Roots Store Reserve	(199,100)
From Reserve - Grey Roots Heritage Buildings Reserve	(114,900)
Contributions to Reserve:	
Heritage Buildings - Grey Roots Heritage Building Reserve	76,500
Digital Museum/Website - Grey Roots Website Development Reserve	2,100
Economic Development, Tourism & Culture Strategic Master Plan (Grey Roots)	5,000
Riding Lawn Mower - Grey Roots General Reserve	1,400
Moreston Village Capital Improvements - Grey Roots Moreston Village Building Improvements Reserve	12,500
Main Building Improvements Reserve (BCA)	132,500
Front of House Update - Grey Roots Front of House Reserve	10,200
Replacement of Equipment - Grey Roots Archives General Reserve	1,600
Tractor - Grey Roots General Reserve	2,700
<b>Net Levy Requirements</b>	<b>269,500</b>



## Social Services Budget DETAILS

### Function Overview

The 2021 budget for the Social Services function (for the Social Services, Housing and Long-Term Care Department) includes a net requirement (total of operating and capital) of \$19,138,500 compared to \$17,786,300 in 2020, an increase of \$1,352,200.

### Social Services (Ontario Works & Child Care)

The 2021 Social Services departmental budget includes a net departmental requirement (total of operating and capital) of \$3,276,800 compared to \$3,523,400 in 2020, a decrease of \$246,600.

### Social Assistance

The 2021 Social Assistance budget includes a net departmental operating requirement of \$61,800 compared to \$92,600 in 2020, a decrease of \$30,800.

The 2021 budget is based on an average caseload of 1,314, which includes a 3% caseload increase over the 2020 year-end estimate of 1,276. As per the Ministry of Children, Community and Social Services direction, no rate increase has been added for Social Assistance benefits.

Non-shareable expenditures include denture reimbursements and funerals for Non-Social Assistance Recipients (Non SARS). Denture reimbursements have been decreased from

\$20,000 to \$10,000 because a similar senior's dental program is now offered through Public Health. Non SARS funerals expenses have also been reduced and are based on a two year average of actual expenses.

### Ontario Works Administration

The Ontario Works Administration budget requires \$1,289,200 (total of operating and capital) compared to \$1,328,600 in 2020; a decrease of \$39,400. A portion of this budget is cost shared 50/50 with the province. The provincial contribution has been frozen at 2018 levels for the past two years. The 2021 budget reflects a reduction of 1 FTE to better align County and provincial funding. For the portion that is 100% municipally funded, expenditures have been reduced from \$180,100 to \$30,900. Computer Support expenses in this budget have increased with annual support fees accompanying the implementation of the Electronic Data Management system in 2020.

The 2021 budget contains a 1.62% cost of living adjustment for Union and Non-Union salaries.

The 2021 Capital budget includes expenditures for replacement of laptops, desktops and monitors and is funded from the Social Services Computer Replacement Reserve.

### Ontario Works – Employment Assistance

The 2021 Employment Assistance budget includes a net departmental operating requirement of \$499,600 compared to \$609,400 in 2020, a decrease of \$109,800. Gross expenditures have decreased by \$19,400, but a greater

portion of Ministry funding has also been used in this budget due to reduced expenditures in the Van Program and Ontario Works Administration budgets.

The 2021 budget continues to provide funding for employment-related expenses and assessments to determine clients' employment abilities. The cost of workshops in 2021 has been reduced due to Covid-19 limitations.

### Licensed Home Child Care

The 2021 Licensed Home Child Care (LHCC) budget includes a net departmental operating requirement of \$149,300 compared to \$190,300 in 2020, a decrease of \$41,000. The number of licensed home child care providers has continued to decrease from 34 in 2019 to 25 currently across the County, along with fee subsidy expenses.

Licensed Home Child Care Base Funding is also included in this budget to assist with general operating expenses.

### Children's Services Administration

A revised child care funding formula was introduced in 2013 that resulted in a reduction in provincial child care funding for the County. Mitigation funding was provided by the Ministry to assist the County and community agencies to transition to the new child care funding formula and new services levels. The Ministry requires any current shortfall in ministry funding be offset with the use of Mitigation funding, until this funding has been fully used. The Mitigation funding reserve has a projected 2020 year-end balance of \$716,332.

The 2021 Children's Services Administration budget includes a net departmental operating requirement of \$140,700. This amount is unchanged from 2020 and utilizes \$59,200 of Mitigation Funding. This budget is also benefitting from \$24,900 of finance staff salary being offset from Covid-19 response funding. These salaries will return to the Children's Services Administration budget in 2022. Announced for 2022, LHCC Base Funding administrative costs will be required to be 50/50 cost shared with a \$13,100 impact expected to the County levy. In addition, the administrative expenditure threshold is expected to be reduced from 10% to 5% and the corresponding administration funding impact is estimated to be \$232,700 in 2022.

### Repairs and Maintenance

The 2021 Repairs and Maintenance budget contains a total of \$62,100. It is 100% provincially funded and is allocated to Child Care Operators to assist with necessary repairs and maintenance.

Included in this budget is \$14,700 provincial funding for Small Waterworks which is used for rural child care operations' water quality monitoring.

### Child Care and Early Years Planning & Data Analysis

The 2021 Child Care and Early Years Planning & Data Analysis budget includes a net departmental operating requirement of \$59,000 compared to \$60,500 in 2020, a decrease of \$1,500.

This budget contains expenses to fund the cost of data analysis, meetings, policy implementation and training in

relation to early learning and child development and work with Indigenous partners to deliver integrated services for Indigenous children and families.

### EarlyON

The 2021 EarlyON budget includes a net departmental operating requirement of \$108,500, compared to \$128,800 in 2020, a decrease of \$20,300. This budget supports services and programs for children aged six and under and contains municipal funding due to insufficient provincial funding. The budget decrease is a result of staffing reallocation to focus on capacity building as well.

### Indigenous-Led Operating

The Indigenous-Led Operating budget contains 100% provincial funding. This funding is to support increased access to culturally relevant early years programs for Indigenous children and families. The 2021 budget contains \$72,200 in operating expenditures.

### Fee Subsidy

The Fee Subsidy budget contains child care fee subsidy for non-profit and for-profit child care operators and Ontario Works formal and informal child care.

The 2021 Fee Subsidy budget includes a departmental operating requirement of \$478,200 compared to \$437,200 in 2020, an increase of \$41,000 and is based on 2019 actuals plus per diem increases to providers. \$375,300 in Mitigation funding is being used in this budget to offset the funding shortfall.

### Capacity Building and Play-Based Materials

The Capacity Building budget is 100% provincially funded with no municipal contribution. This budget provides funding for professional learning and development opportunities that support the provision of high quality child care programs. A portion of the Children's Services Supervisor salary is reallocated from the EarlyON budget to support capacity building in 2021.

The Play-Based Materials budget for 2021 remains as budgeted in 2020 to fund materials and equipment required for Child Care Operators to promote children's exploration and learning.

### Safe Restart Funding

\$954,328 in Safe Restart Funding was received in 2020 to offset financial pressures due to Covid-19. Half of the funding was estimated to be required in 2020 and the remaining 50% is included in the 2021 budget. This funding can be used by child care operators to fund the cost of short-term vacancies, child absenteeism, personal protective equipment, enhanced cleaning, additional staff and minor capital. A portion of finance salaries is included in this budget as well to assist with the funding allocation to operators.

### General Operating Grant

The General Operating Grant budget is a 100% provincially funded budget. This budget contains funding provided to assist child care operators with costs such as wages, occupancy costs, utilities, supplies and maintenance.

### Special Needs Resourcing

The 2021 Specialized Needs Resourcing budget includes a net departmental operating requirement of \$187,600 and is unchanged from 2020. This funding is used to support the inclusion of children with special needs in licensed child care settings, at no additional cost to parents/guardians.

### Wage Enhancement

The Wage Enhancement budget is currently 100% provincially funded and is intended to increase child care wages to close the wage gap between early childhood educators employed within the education system and the child care professionals employed in licensed child care centres and licensed home child care settings. In 2022, the County will be required to cost share 50% of the \$53,700 in Wage Enhancement Administration expenses.

### Expansion Funding

The province provides Expansion funding to create access to licensed child care for children aged 0-4 years old. For 2021, provincial funds totalling \$1,219,300 are budgeted to be used. Beginning in 2022, the province is requiring a 20% operating cost share and a 50% administrative cost share. There is no requirement for the County to use any specific amount of Expansion funding.

### Early Learning and Child Care Funding (ELCC)

The Early Learning and Child Care Funding is a federal and provincial funded program intended to increase access to licensed child care for children 0-12 years old. For 2021, a total of \$524,100 in annual funding is budgeted to be used,

however, Ministry funding has not been confirmed beyond March 31, 2021.

### County Social Initiatives

The 2021 County Social Initiatives budget includes a net departmental operating requirement of \$291,900 which is unchanged from 2020.

The County Social Initiatives budget contains items that are not funded by provincial subsidy and these initiatives are to be funded from 100% municipal dollars. No new initiatives have been proposed in the 2021 budget.

### Van Program

The 2021 Van Program budget contains 100% provincial funding and does not require any municipal contribution. After a retirement in 2020, the part time van driver position has been removed from the 2021 budget as employment transformation is expected to impact the Ontario Works funding in 2022.

### Ontario Works Administration Capital

The 2021 budget includes reserve funding to fund laptop, desktop and monitor replacements.

### Children's Services Capital

The 2021 Children's Services Capital budget includes a net levy decrease of \$44,800 as compared to 2020.

The 2021 Capital budget contains \$22,100 for Hotwater Distribution System repairs, \$10,000 for sidewalk replacement, \$65,900 for flooring and \$67,700 for ceiling and

electrical upgrades at the EarlyON Child and Family Centre in Hanover. These expenditures are funded from the EarlyON Centre Capital Reserve.

The \$44,800 in annual transfers to reserves for future capital and accessibility projects has been removed from the 2021 budget. Staff are continuing to investigate the future sustainability of the building and consider the potential of other locations for the provision of the EarlyON program.

### Indigenous-Led Capital

The Indigenous-Led Capital funding was expensed in 2020 and was used to fund renovations to support increased access to culturally relevant early years programs for Indigenous children and families at the new M'Wikwedong Indigenous Friendship Centre location.

### EarlyON Dundalk Community Centre Capital

Provincial capital funding was received in 2019 to fund the creation of the Kids & Us EarlyON centre in the Dundalk Community Centre. Additional one-time capital funding was received in 2020 and \$5,400 was used to fund start-up costs at this location.

## Grey County Housing DETAILS

The 2021 Housing Departmental budget includes a net departmental requirement (total of operating and capital) of \$8,403,100 compared to \$7,180,200 in 2020, an increase of \$1,222,900.

### Operating Budget

In the 2021 budget there is an increase in insurance costs of \$21,000, property tax increase of \$60,600, reduction in federal funding by \$80,500, an increase in salary and benefits of \$138,600, and an increase of \$26,900 for utilities. This budget also includes the implementation of internet in Grey County Buildings at a total cost of \$66,600, with \$42,300 funded from reserve. Internet will be available for staff and tenants will have access in the common rooms of our buildings. Currently there is no county provided internet at any of our buildings.

The budget includes an increase in administration fees from the Province to run new programs, a reduction in mortgage and debenture payments by \$111,800, and a reduction in pest control, legal fees and staff training.

The department has sixteen employees in positions that are moving on the wage grid in 2021.

### Capital Budget - General

The 2021 capital budget levy requirement is \$1,424,800, an increase of \$27,900 as compared to the 2020 capital budget. The budgeted expenditures for 49 projects total \$3,033,000 and include energy savings projects such as windows, air

make up and roof replacements. A list of the various projects is included in the budget.

### Affordable Housing Fund

The Affordable Housing Committee advises on affordable housing matters. The committee supports the creation of an affordable housing development fund to be used to fund affordable housing builds, buy surplus lands or properties and provide rent supplements. It was recommended that a one-time amount of \$500,000 and a 1% corporate budget allocation of \$610,500 in 2021 for a total of \$1,110,500 be added as a transfer to reserve to the Affordable Housing fund for future affordable and attainable housing retrofits and builds. Going forward, it is recommended that 1% of the net levy for the corporate budget be transferred to the Affordable Housing Fund each year.

### Non-Profit Housing

The budget for Non-Profit housing is \$2,309,700, a decrease of \$1,800 over 2020's budgeted amount of \$2,311,500.

The Non-Profit Housing budget consists of funds provided from the County to meet legislative requirements from the Province for the operating and capital needs of nine housing providers. The Province determines annual increases for the Non-Profit Housing providers in areas such as administration, insurance, utilities and rent subsidies.



## Investment in Affordable Housing and Canada-Ontario Housing Benefit

In 2021, Grey County will use administration funding received for the Investment in the Affordable Housing and Canada-Ontario Housing Benefit programs to support overhead and salaries of employees who work to administer these programs.

## Canada Ontario Community Housing Initiative (COCHI)

The Canada Ontario Community Housing Initiative is a 100% provincially funded program that provides funding to existing social and community housing providers under the Housing Service Act. The funds are used to regenerate and expand community housing, preserve community housing and protect tenants through the process of expiring operating agreements.

In 2020, \$2,341,084 was received and flowed to Owen Sound Housing Company towards the build of 60 units of affordable and attainable housing in Owen Sound. In 2021, another \$2,457,800 is anticipated. These funds have been committed to Owen Sound Housing Company.

## Ontario Priorities Housing Initiative (OPHI)

The Ontario Priorities Housing Initiative is a 100% provincially funded program that provides funding to Service Managers under the Housing Service Act. The funds are used to address local priorities in the area of housing supply and affordability, including new affordable rental construction, community housing, repair, rental assistance, tenant supports and affordable homeownership.

In 2020, \$748,998 was received and flowed to Owen Sound Housing Company towards the build of 54 units of affordable and attainable housing in Owen Sound. In 2021, another provincial funding allocation of \$1,303,418 is anticipated. These funds have been committed to Owen Sound Housing Company.

## Community Homelessness Prevention Initiative (CHPI)

The Community Homelessness Prevention Initiative is a 100% provincially funded program that aims to prevent, address and reduce homelessness by improving access to adequate, suitable and affordable housing.

The program provides funding for the provision of emergency housing services, hostel funding, case management support, sustainable housing benefits, (last months rent, arrears, utility arrears) and funding for agencies providing homelessness services.

In 2021, as in 2020, the County will receive \$1,888,303 in funding. The funding supports 70 people in Grey County with 24-hour support housing for a total of over 25,000 nights of housing,

In 2020, funding was used to purchase services from the Canadian Mental Health Association for a mental health worker to assist our tenant services division. In 2021, these services will be performed internally. Funding will also be used to fund a Homelessness Response Table Coordinator in partnership with Bruce County, CMHA and Grey Bruce Health Services. This position coordinates the Response Table and

assist people experiencing chronic homelessness to find housing and provide supports to maintain housing.

## Social Services Relief Fund Phase 2

Grey County was approved for three renovation projects through the Social Services Relief Fund Phase 2 to provide 10 units of much needed transitional and supportive housing. These projects are detailed below:

- A \$120,000 renovation project with the Women's Centre Grey Bruce to renovate a two-bedroom townhouse into two single units.
- A \$120,000 renovation project with Maam Wiim Non-Profit to renovate an existing home into three single bedroom transitional housing units.
- A \$355,000 renovation project with Lutheran Social Services to convert an existing building into four units of supportive/transitional housing.

Funds in the amount of \$793,347 were received. The projects are to be completed by December 31, 2021.



## Long-Term Care DETAILS

The 2021 Long-Term Care budget(s) contains operating and capital expenses of \$36,576,300. After operating and capital revenues, reserves, and capital financing are calculated, an overall net levy (total operating and capital) contribution of \$7,458,600 is required, compared to \$7,082,700 in the 2020 budget, an increase of \$375,900.

### Budget Impacts - Funding

The homes operate with revenue from four sources including:

- 1) Ministry of Long-Term Care (MOLTC) - includes Level of Care (LOC) Base Funding, the Global Level of Care the Case Mix Index, Structural Compliance and Minor Capital Subsidy;
- 2) Resident Co-payment;
- 3) Other Income (i.e. rentals); and
- 4) County of Grey Taxation.

### Level of Care (LOC) Base Funding

Historically, the homes receive an increase in base funding from the Ministry of Long-Term Care each year, applied directly to each of the four envelopes – Nursing and Personal Care, Program and Support Services, Raw Food and Other Accommodation. The 2020 budget assumed a 1% increase to each of these four envelopes. The Province applied a 1.5% overall increase to the Global Level of Care per diem effective April 1, 2020, which can be allocated to any envelope. In consideration of this, County staff have proposed a 1.5% funding increase for the Global Level of Care in the 2021

budget (rather than for the four envelopes) effective April 1, 2021.

County staff calculated 2021 Ministry funding using the five additional bed licenses granted to the homes in March 2019. It is expected these bed licenses will be in place for the entire 2021 year.

### Case Mix Index

In addition to base funding, the homes receive resident acuity (care needs) funding which is referred to as the Case Mix Index (CMI). The higher the CMI index, the higher the acuity of the resident and the more Nursing and Personal Care funding the home may receive. Despite rising acuity in all long-term care homes in Ontario, the case mix system allocates the acuity funding envelope but does not change the size of the funding envelope. In 2020, the CMIs for all three Homes decreased, resulting in funding shortfall of \$147,621.

The unpredictability of the CMI is a risk when developing the budget. As in previous years the budget was prepared using the current year CMI.

### Structural Compliance and Minor Capital Subsidy

The Structural Compliance Premium, 1999, ended in 2020 for Grey Gables and Rockwood Terrace and was replaced in 2020 with the Minor Capital program, which will be phased in over four years. In 2021, the first year of the phase-in, Grey Gables will receive \$72,264 and Rockwood Terrace will receive \$91,248 in Minor Capital funding. By the final year of phase-in, this amount will drop to \$39,208 and \$56,830 respectively. This funding cannot be applied against operating

expenses and will be clawed back if not used on minor capital projects. Lee Manor will continue to receive Structural Compliance Premium, 2009, of \$273,744 annually.

## Resident Co-Payment

The resident co-payment amount is set by the Ministry of Long-Term Care and is normally effective July 1 of each year. These new rates have now been deferred to January 1, 2021 to provide relief to residents and families that may be experiencing financial challenges due to COVID-19. Basic accommodation rates will be increased based on the Consumer Price Index which is 1.9%.

The new daily rates effective January 1, 2021 are:

- Basic accommodation \$63.36;
- Semi-private \$72.04 - \$76.38; and
- Private \$82.90 - \$90.51

This will result in a \$18,000 increase in preferred accommodation revenue in total for all three homes.

## Budget Impacts - Expenditures

### Salaries and Benefits

Wages and benefits account for over 80% of the 2021 budget. Challenges with recruitment and retention of qualified employees leads to a high dependence on overtime and use of agency staff, both of which have a direct impact on the basic cost of service delivery. This budget proposes an investment in direct care staffing hours to support the complex physical and emotional care needs of our residents.

There are four different collective agreements across the three homes. There will be new collective agreements negotiated for the ONA agreement for all three homes, Lee Manor OPSEU staff and Grey Gables OPSEU staff.

### Raw Food

The Ministry of Health and Long-Term Care (MOHLTC) provides \$9.54 per resident day (PRD) for raw food which is unchanged from 2020. Historically this funding envelope has operated with an 18 cent per diem levy requirement. In the 2020 budget, this levy amount was removed. In 2021, 18 cents per diem has been added back to fund the purchase of locally sourced beef. The total levy requirement for raw food is \$21,100 for the three homes.

### COVID-19 Pandemic

Over the past several months, the COVID-19 pandemic has had a significant impact on the finances and operations of the long-term care homes. The financial implications of COVID-19 are difficult to predict for 2021, given the unknown duration this pandemic will last.

The homes have proposed a total of \$1,983,400 in COVID expenditures in 2021. This includes increased spending relating to additional staff, personal protective equipment, cleaning supplies, equipment to support infection prevention and control measures, and screening and testing initiatives.

The 2021 budget assumes that the Ministry of Long-Term Care will continue to provide emergency funding support of \$1,322,400 to the long-term care sector. The shortfall of \$661,000 will be funded by the Federal-Provincial Safe

Restart Agreement – Municipal Operating Funding - Phase I.  
There is no budgeted levy impact for COVID in 2021.

### Budget Impacts – Long Term Care Administration

This department funds the Director of Long-Term Care's office and includes a Quality Specialist, a Clinical Specialist and a Human Resources Generalist. The cost of this department is funded by each of the three Homes in proportion to the number of beds each Home operates.

### Budget Impacts – Grey Gables

The Grey Gables operating and capital budget has a net levy requirement of \$1,871,800, an increase of \$163,000 from the 2020 approved budget. In addition to the impacts identified earlier in this report and in response to the focus on direct resident care, human resources challenges in the sector and an investment in maintaining good building conditions, the budget proposes the following investments:

- \$221,900 in front line resident care hours (dietary additional 1.72 hours per day or 628 hours annually, PSW additional 7.5 hours per day or 2,738 hours annually, activation additional 7.5 hours per day or 2,738 hours annually)
- \$24,500 in RN infection prevention and control lead (8 hours per week or 416 hours annually for RN infection control program)

The 2021 capital budget requires a levy contribution of \$293,300, an increase of \$5,800 from 2020. A list of the projects is included in Grey Gables' capital budget.

### Budget Impacts – Lee Manor

The Lee Manor operating, and capital budget has a net levy requirement of \$2,152,800 an increase of \$49,300 from the 2020 approved budget. In addition to the impacts identified earlier in this report and in response to the focus on direct resident care, human resources challenges in the sector and an investment in maintaining good building conditions the budget proposes the following investments:

- \$20,600 in front line resident care hours (RPN 8 hours per week or 416 hours annually)
- \$25,200 in RN infection prevention and control lead (RN 8 hours per week or 416 hours annually for RN infection control program)
- \$29,800 in additional staffing hours to provide scheduling coverage on weekends (15 hours per week or 780 hours annually)

The 2021 capital budget requires a levy contribution of \$228,000, an increase of \$4,500 from 2020. A list of the projects is included in Lee Manor's capital budget.

### Budget Impacts – Rockwood Terrace

The Rockwood Terrace operating, and capital budget has a net levy requirement of \$2,073,000, an increase of \$163,600 over 2020. In addition to the impacts identified earlier in this report and in response to the focus on direct resident care, human resources challenges in the sector and an investment in maintaining good building conditions, the budget proposes the following investments:

- \$27,800 in front line resident care hours (1 hour per day or 365 hours annually in laundry, 8 hours per week or 416 hours annually in activation)
- \$25,900 in RN infection prevention and control lead (8 hours per week or 416 hours annually for RN infection control program)
- \$13,100 in additional staffing hours to support front office (7.5 hours per week or 392 hours annually for office clerk)

The capital budget at Rockwood Terrace is challenging to predict. There is a need to provide a safe, comfortable environment while balancing the need to redevelop. Projects such as windows, flooring and plumbing are budgeted and completed on a flexible schedule which allows for the most imminent needs to be met. The identified projects for 2021 have been reviewed. Depending on the time of redevelopment and construction delays, the projects may be realigned in future years. Redevelopment must be completed in 5 years therefore capital needs for Rockwood Terrace have not been addressed past 2025. The net levy requirement for 2021 is \$301,700, an increase of \$5,900 increase from the approved 2020 budget. A list of the projects is included in Rockwood Terrace's capital budget.

### Budget Impacts - Long Term Redevelopment

The most recent refurbishment of a long-term care facility was at Lee Manor and was funded by the County by entering into two debentures. The total annual debenture payment for these two debentures equaled \$1,361,000 and was funded from taxation.

As these debentures matured, payments have been budgeted as a transfer to reserve for a source of funding to assist with the redevelopment of Rockwood Terrace. This reserve contribution continues in 2021 with \$1,361,00 being budgeted to be transferred to reserve. The balance of the Long Term Care Redevelopment reserve at December 21, 2021 is projected to be \$8,572,492.46.



**COUNTY OF GREY  
SOCIAL SERVICES FUNCTION  
2021 BUDGET NET DEPARTMENT REQUIREMENT SUMMARY**

**OPERATING SUMMARY**

	2019	2020		2021			Net Budget Change	
	Actual	Budgeted Levy	Year End Projection	Revenue	Budgeted Expenditure	Levy	2021 Budget vs 2020 Budget Variance \$	Variance %
Social Services	\$3,306,201	\$3,478,600	\$3,030,600	(\$26,095,900)	\$29,372,700	\$3,276,800	(\$201,800)	-5.80%
Housing	\$5,590,524	\$5,783,300	\$5,464,100	(\$12,938,700)	\$18,806,500	\$5,867,800	\$84,500	1.46%
Long Term Care	\$4,133,572	\$4,914,900	\$4,714,400	(\$26,863,400)	\$32,138,000	\$5,274,600	\$359,700	7.32%
<b>Total Operating</b>	<b>\$13,030,297</b>	<b>\$14,176,800</b>	<b>\$13,209,100</b>	<b>(\$65,898,000)</b>	<b>\$80,317,200</b>	<b>\$14,419,200</b>	<b>\$242,400</b>	<b>1.71%</b>

**CAPITAL SUMMARY**

	2019	2020		2021			Net Budget Change	
	Actual	Budgeted Levy	Year End Projection	Revenue	Budgeted Expenditure	Levy	2021 Budget vs 2020 Budget Variance \$	Variance %
Social Services	\$44,350	\$44,800	\$44,800	(\$174,200)	\$174,200	\$0	(\$44,800)	-100.00%
Housing	\$1,494,616	\$1,396,900	\$1,396,900	(\$2,319,800)	\$4,855,100	\$2,535,300	\$1,138,400	81.49%
Long Term Care	\$2,173,118	\$2,167,800	\$2,167,800	(\$2,254,300)	\$4,438,300	\$2,184,000	\$16,200	0.75%
<b>Total Capital</b>	<b>\$3,712,084</b>	<b>\$3,609,500</b>	<b>\$3,609,500</b>	<b>(\$4,748,300)</b>	<b>\$9,467,600</b>	<b>\$4,719,300</b>	<b>\$1,109,800</b>	<b>30.75%</b>

**OPERATING AND CAPITAL COMBINED SUMMARY**

	2019	2020		2021			Net Budget Change	
	Actual	Budgeted Levy	Year End Projection	Revenue	Budgeted Expenditure	Levy	2021 Budget vs 2020 Budget Variance \$	Variance %
Social Services	\$3,350,551	\$3,523,400	\$3,075,400	(\$26,270,100)	\$29,546,900	\$3,276,800	(\$246,600)	-7.00%
Housing	\$7,085,140	\$7,180,200	\$6,861,000	(\$15,258,500)	\$23,661,600	\$8,403,100	\$1,222,900	17.03%
Long Term Care	\$6,306,690	\$7,082,700	\$6,882,200	(\$29,117,700)	\$36,576,300	\$7,458,600	\$375,900	5.31%
<b>Grand Total</b>	<b>\$16,742,381</b>	<b>\$17,786,300</b>	<b>\$16,818,600</b>	<b>(\$70,646,300)</b>	<b>\$89,784,800</b>	<b>\$19,138,500</b>	<b>\$1,352,200</b>	<b>7.60%</b>



**COUNTY OF GREY  
SOCIAL SERVICES  
2021 BUDGET NET DEPARTMENT REQUIREMENT SUMMARY**

**OPERATING SUMMARY**

	2019	2020		2021			Net Budget Change	
	Actual	Budgeted Levy	Year End Projection	Revenue	Budgeted Expenditure	Levy	2021 Budget vs 2020 Budget Variance \$	Variance %
Social Assistance - Ontario Works	\$41,371	\$92,600	\$76,200	(\$12,426,200)	\$12,488,000	\$61,800	(\$30,800)	-33.26%
Ontario Works Administration	\$1,342,441	\$1,328,600	\$1,268,300	(\$1,289,200)	\$2,578,400	\$1,289,200	(\$39,400)	-2.97%
Ontario Works Employment Assistance	\$546,879	\$609,400	\$423,500	(\$1,569,300)	\$2,068,900	\$499,600	(\$109,800)	-18.02%
<b>Total Ontario Works</b>	<b>\$1,930,691</b>	<b>\$2,030,600</b>	<b>\$1,768,000</b>	<b>(\$15,284,700)</b>	<b>\$17,135,300</b>	<b>\$1,850,600</b>	<b>(\$180,000)</b>	<b>-8.86%</b>
Licensed Home Child Care	\$127,215	\$190,300	\$61,400	(\$1,156,100)	\$1,305,400	\$149,300	(\$41,000)	-21.54%
Children's Services Administration	\$140,555	\$140,700	\$140,700	(\$371,800)	\$512,500	\$140,700	\$0	0.00%
Repairs & Maintenance	\$0	\$0	\$0	(\$62,100)	\$62,100	\$0	\$0	0.00%
Child Care and Early Years Planning & Data Analysis	\$41,588	\$60,500	\$49,200	(\$96,000)	\$155,000	\$59,000	(\$1,500)	-2.48%
EarlyON	\$65,725	\$128,800	\$99,600	(\$960,700)	\$1,069,200	\$108,500	(\$20,300)	-15.76%
Indigenous-Led	\$0	\$0	\$0	(\$72,200)	\$72,200	\$0	\$0	0.00%
Fee Subsidy	\$497,723	\$437,200	\$302,400	(\$2,288,000)	\$2,766,200	\$478,200	\$41,000	9.38%
Capacity Building	\$0	\$0	\$0	(\$41,500)	\$41,500	\$0	\$0	0.00%
Play Based Material and Equipment	\$15,622	\$11,000	\$11,000	(\$44,000)	\$55,000	\$11,000	\$0	0.00%
Safe Restart Funding	\$0	\$0	\$0	(\$477,200)	\$477,200	\$0	\$0	0.00%
General Operating Grant	\$0	\$0	\$118,800	(\$1,299,800)	\$1,299,800	\$0	\$0	0.00%
Special Needs Resourcing	\$181,733	\$187,600	\$187,600	(\$778,200)	\$965,800	\$187,600	\$0	0.00%
Wage Enhancement	\$1	\$0	\$0	(\$1,294,800)	\$1,294,800	\$0	\$0	0.00%
Expansion Funding	\$0	\$0	\$0	(\$1,219,300)	\$1,219,300	\$0	\$0	0.00%
ELCC Funding	\$0	\$0	\$0	(\$524,100)	\$524,100	\$0	\$0	0.00%
<b>Total Children's Services</b>	<b>\$1,070,162</b>	<b>\$1,156,100</b>	<b>\$970,700</b>	<b>(\$10,685,800)</b>	<b>\$11,820,100</b>	<b>\$1,134,300</b>	<b>(\$21,800)</b>	<b>-1.89%</b>
County Social Initiatives - 100% Municipal Funding	\$305,348	\$291,900	\$291,900	(\$6,000)	\$297,900	\$291,900	\$0	0.00%
Ontario Works Van Program	\$0	\$0	\$0	(\$119,400)	\$119,400	\$0	\$0	0.00%
<b>Total County Social Initiatives</b>	<b>\$305,348</b>	<b>\$291,900</b>	<b>\$291,900</b>	<b>(\$125,400)</b>	<b>\$417,300</b>	<b>\$291,900</b>	<b>\$0</b>	<b>0.00%</b>
<b>Total Operating</b>	<b>3,306,201</b>	<b>3,478,600</b>	<b>3,030,600</b>	<b>(26,095,900)</b>	<b>29,372,700</b>	<b>3,276,800</b>	<b>(201,800)</b>	<b>-5.80%</b>



**COUNTY OF GREY  
SOCIAL SERVICES  
2021 BUDGET NET DEPARTMENT REQUIREMENT SUMMARY**

**CAPITAL SUMMARY**

	2019	2020		2021			Net Budget Change	
	Actual	Budgeted Levy	Year End Projection	Revenue	Budgeted Expenditure	Levy	2021 Budget vs 2020 Budget Variance \$	Variance %
Ontario Works Administration Capital	\$0	\$0	\$0	(\$8,500)	\$8,500	\$0	\$0	0.00%
Children's Services Capital	\$44,350	\$44,800	\$44,800	(\$165,700)	\$165,700	\$0	(\$44,800)	-100.00%
<b>Total Capital</b>	<b>\$44,350</b>	<b>\$44,800</b>	<b>\$44,800</b>	<b>(\$174,200)</b>	<b>\$174,200</b>	<b>\$0</b>	<b>(\$44,800)</b>	<b>-100.00%</b>

**OPERATING AND CAPITAL COMBINED SUMMARY**

	2019	2020		2021			Net Budget Change	
	Actual	Budgeted Levy	Year End Projection	Revenue	Budgeted Expenditure	Levy	2021 Budget vs 2020 Budget Variance \$	Variance %
Operations	\$3,306,201	\$3,478,600	\$3,030,600	(\$26,095,900)	\$29,372,700	\$3,276,800	(\$201,800)	-5.80%
Capital	\$44,350	\$44,800	\$44,800	(\$174,200)	\$174,200	\$0	(\$44,800)	-100.00%
<b>Total - Operating and Capital</b>	<b>\$3,350,551</b>	<b>\$3,523,400</b>	<b>\$3,075,400</b>	<b>(\$26,270,100)</b>	<b>\$29,546,900</b>	<b>\$3,276,800</b>	<b>(\$246,600)</b>	<b>-7.00%</b>



The County of Grey  
Social Assistance - Ontario Works  
2021 Budget  
For the Twelve Months Ending  
December 31, 2020

Account	Description	2019 ACTUAL	2020 BUDGET	2020 YEAR END PROJECTION	2021 BUDGET	2021 BUDGET to 2020 BUDGET Variance \$	2021 BUDGET to 2020 BUDGET Variance %
<b>REVENUE</b>							
51100	Provincial Conditional Grant	(\$12,057,972)	(\$12,362,000)	(\$11,863,000)	(\$12,092,700)	\$269,300	-2.18%
51114	Prov. Prog. Homemakers	(2,963)	(3,000)	(2,800)	(3,000)		0.00%
54043	Overpayment Recovery GP	(36,718)	(44,100)	(48,800)	(41,900)	2,200	-4.99%
54047	Expenditure Recovery	(23,366)	(18,200)	(18,200)	(19,900)	(1,700)	9.34%
54048	Misc./Client/Estates	(16,493)	(14,800)	(34,900)	(17,800)	(3,000)	20.27%
54061	CPP Reimbursements	(37,094)	(69,800)	(69,800)	(73,600)	(3,800)	5.44%
54062	Employment Insurance Benefits	(38,301)	(54,400)	(21,900)	(48,500)	5,900	-10.85%
54063	Funeral Reimbursements	(72,785)	(71,100)	(67,100)	(66,900)	4,200	-5.91%
54064	FRO - Min. of Attorney General	(82,530)	(69,000)	(69,000)	(61,900)	7,100	-10.29%
<b>TOTAL REVENUE</b>		<b>(12,368,222)</b>	<b>(12,706,400)</b>	<b>(12,195,500)</b>	<b>(12,426,200)</b>	<b>280,200</b>	<b>-2.21%</b>
<b>EXPENDITURE</b>							
<b>Other Expenditures</b>							
66500	Advanced Age	660	1,800	500	1,500	(300)	-16.67%
66501	Basic needs	6,302,626	6,355,300	6,150,800	6,212,300	(143,000)	-2.25%
66502	Temp Care	483,266	492,400	470,500	472,500	(19,900)	-4.04%
66503	Homemakers	3,703	3,800	3,500	3,800		0.00%
66505	Shelter	6,124,526	6,292,800	6,064,000	6,117,700	(175,100)	-2.78%
66506	Mandatory Benefits	359,228	359,200	186,700	379,400	20,200	5.62%
66508	Non Sharable	40,630	91,800	75,500	61,000	(30,800)	-33.55%
66532	Client Income	(1,026,849)	(1,014,700)	(944,800)	(961,800)	52,900	-5.21%
66533	Client Recovery	(386,618)	(359,000)	(305,900)	(315,300)	43,700	-12.17%
66534	Transition Child Benefit	100,337	88,900	99,500	103,500	14,600	16.42%
66536	Transition Child Benefit Repayment	(29,895)	(21,000)	(26,400)	(29,600)	(8,600)	40.95%
66538	Discretionary Benefits	229,822	293,100	283,200	243,900	(49,200)	-16.79%
66539	Emergency Assistance			23,700			0.00%
66544	Funerals	208,157	214,600	190,900	199,100	(15,500)	-7.22%
<b>Total - Other Expenditures</b>		<b>12,409,593</b>	<b>12,799,000</b>	<b>12,271,700</b>	<b>12,488,000</b>	<b>(311,000)</b>	<b>-2.43%</b>
<b>TOTAL EXPENDITURE</b>		<b>12,409,593</b>	<b>12,799,000</b>	<b>12,271,700</b>	<b>12,488,000</b>	<b>(311,000)</b>	<b>-2.43%</b>
<b>NET REQUIREMENT</b>		<b>41,371</b>	<b>92,600</b>	<b>76,200</b>	<b>61,800</b>	<b>(30,800)</b>	<b>-33.26%</b>



*The County of Grey*  
**Ontario Works Administration**  
2021 Budget  
For the Twelve Months Ending  
December 31, 2020

Account	Description	2019 ACTUAL	2020 BUDGET	2020 YEAR END PROJECTION	2021 BUDGET	2021 BUDGET to 2020 BUDGET Variance \$	2021 BUDGET to 2020 BUDGET Variance %
<b>REVENUE</b>							
49300	Sale of Assets			(\$700)			0.00%
51100	Provincial Conditional Grant	(1,342,441)	(1,328,600)	(1,269,000)	(1,289,200)	39,400	-2.97%
51108	Provincial Conditional Grant - PY Adju	1					0.00%
	<b>TOTAL REVENUE</b>	<b>(1,342,440)</b>	<b>(1,328,600)</b>	<b>(1,269,700)</b>	<b>(1,289,200)</b>	<b>39,400</b>	<b>-2.97%</b>
<b>EXPENDITURE</b>							
<b>Salaries and Wages</b>							
61000	Salaries and Wages	1,564,671	1,530,300	1,452,600	1,475,400	(54,900)	-3.59%
61003	Overtime Wages	8,636		2,800			0.00%
61009	Salary Recoveries	(21,192)		(1,700)			0.00%
	<b>Total - Salaries &amp; Wages</b>	<b>1,552,115</b>	<b>1,530,300</b>	<b>1,453,700</b>	<b>1,475,400</b>	<b>(54,900)</b>	<b>-3.59%</b>
<b>Employee Benefits</b>							
61220	CPP	62,767	62,000	58,700	64,000	2,000	3.23%
61221	EI	23,801	21,900	21,200	21,500	(400)	-1.83%
61222	WSIB Premiums	20,737	20,400	19,300	19,700	(700)	-3.43%
61223	OMERS	154,813	160,000	151,900	145,100	(14,900)	-9.31%
61224	EHT	30,638	30,000	28,500	28,800	(1,200)	-4.00%
61225	Group Benefits	210,177	207,200	202,800	205,700	(1,500)	-0.72%
61260	Service Awards	1,849	1,500	1,500	700	(800)	-53.33%
	<b>Total - Employee Benefits</b>	<b>504,782</b>	<b>503,000</b>	<b>483,900</b>	<b>485,500</b>	<b>(17,500)</b>	<b>-3.48%</b>
	<b>Total Salaries and Benefits</b>	<b>2,056,897</b>	<b>2,033,300</b>	<b>1,937,600</b>	<b>1,960,900</b>	<b>(72,400)</b>	<b>-3.56%</b>
<b>Other Expenditures</b>							
63000	Advertising	132					0.00%
63010	Association/Membership Fees	8,043	8,200	8,100	8,200		0.00%
63020	Computer Support/Maintenance	5,736	10,800	16,900	14,400	3,600	33.33%
63030	Copying & Printing	8,063	6,000	3,000	4,200	(1,800)	-30.00%
63042	Equip/Furniture Purchases	25,198	15,000	28,600	10,000	(5,000)	-33.33%
63051	Telephone	6,436	6,200	6,700	6,600	400	6.45%
63052	Cellular	6,556	8,600	6,600	6,400	(2,200)	-25.58%
63060	Office & Charting Supplies	14,508	17,600	7,700	15,000	(2,600)	-14.77%
63063	Postage/Courier/Freight	33,719	37,000	21,700	29,200	(7,800)	-21.08%
63068	Emergency Management	730	2,000	1,000	2,000		0.00%
63070	Other Materials & Services			100			0.00%
63300	Staff Training and Development	4,169	5,200	5,900	8,900	3,700	71.15%
63310	Travel & Meal Expenses	19,355	19,500	4,100	9,200	(10,300)	-52.82%
63320	Conferences	3,362	10,200	600	11,800	1,600	15.69%
63401	Cleaning Supplies	319	200	200	200		0.00%
63441	Hydro/Water	1,453	1,500	1,000	1,500		0.00%
63450	Maintenance of Equipment	206	700	500	600	(100)	-14.29%
63803	Pandemic Supplies			4,900			0.00%
64020	Computer Support/Maintenance	2,769	2,800	28,800	19,800	17,000	607.14%
64100	Legal Fees	31,644	7,500		6,000	(1,500)	-20.00%
64102	Professional & Consulting fees	804	6,000	7,400	6,000		0.00%
64401	Cleaning Contracts	11,315	15,800	9,100	12,000	(3,800)	-24.05%
65110	Insurance	69,979	51,200	51,300	59,500	8,300	16.21%

The County of Grey  
**Ontario Works Administration**  
 2021 Budget  
 For the Twelve Months Ending  
 December 31, 2020

Account	Description	2019 ACTUAL	2020 BUDGET	2020 YEAR END PROJECTION	2021 BUDGET	2021 BUDGET to 2020 BUDGET Variance \$	2021 BUDGET to 2020 BUDGET Variance %
65200	Bank Charges	\$1,477	\$8,300	\$3,300	\$5,700	(\$2,600)	-31.33%
65300	Rent	14,621	17,300	28,400	36,900	19,600	113.29%
66511	Dental and Vision Adminiistration	4,301	9,000	2,600	9,000		0.00%
67000	Interfunc. Admin Charges	128,800	121,300	121,300	121,000	(300)	-0.25%
67007	Interfunc. Rent	112,847	112,800	107,400	102,000	(10,800)	-9.57%
67013	Interfunc. Audit Fees	9,842	9,900	9,900	9,900		0.00%
67014	Interfunc. IS Costs	74,900	86,600	86,600	76,600	(10,000)	-11.55%
67019	Interfunc. Computer Lease Chg.	26,700	26,700	26,700	24,900	(1,800)	-6.74%
	<b>Total - Other Expenditures</b>	<b>627,984</b>	<b>623,900</b>	<b>600,400</b>	<b>617,500</b>	<b>(6,400)</b>	<b>-1.03%</b>
	<b>TOTAL EXPENDITURE</b>	<b>2,684,881</b>	<b>2,657,200</b>	<b>2,538,000</b>	<b>2,578,400</b>	<b>(78,800)</b>	<b>-2.97%</b>
	<b>NET REQUIREMENT</b>	<b>1,342,441</b>	<b>1,328,600</b>	<b>1,268,300</b>	<b>1,289,200</b>	<b>(39,400)</b>	<b>-2.97%</b>

The County of Grey  
Ontario Works Employment Assistance  
2021 Budget  
For the Twelve Months Ending  
December 31, 2020

Account	Description	2019 ACTUAL	2020 BUDGET	2020 YEAR END PROJECTION	2021 BUDGET	2021 BUDGET to 2020 BUDGET Variance \$	2021 BUDGET to 2020 BUDGET Variance %
<b>REVENUE</b>							
51100	Provincial Conditional Grant	(\$1,471,183)	(\$1,478,900)	(\$1,519,100)	(\$1,569,300)	(\$90,400)	6.11%
	<b>TOTAL REVENUE</b>	<b>(1,471,183)</b>	<b>(1,478,900)</b>	<b>(1,519,100)</b>	<b>(1,569,300)</b>	<b>(90,400)</b>	<b>6.11%</b>
<b>EXPENDITURE</b>							
<b>Salaries and Wages</b>							
61000	Salaries and Wages	1,103,032	1,137,600	1,152,900	1,154,400	16,800	1.48%
61003	Overtime Wages	2,087		1,000			0.00%
61009	Salary Recoveries	(8,017)		(35,100)			0.00%
	<b>Total - Salaries &amp; Wages</b>	<b>1,097,102</b>	<b>1,137,600</b>	<b>1,118,800</b>	<b>1,154,400</b>	<b>16,800</b>	<b>1.48%</b>
<b>Employee Benefits</b>							
61220	CPP	44,123	44,700	46,600	49,000	4,300	9.62%
61221	EI	16,562	15,500	16,100	16,100	600	3.87%
61222	WSIB Premiums	14,871	15,300	15,600	15,600	300	1.96%
61223	OMERS	110,587	123,100	124,300	115,400	(7,700)	-6.26%
61224	EHT	21,613	22,300	22,600	22,500	200	0.90%
61225	Group Benefits	149,057	157,900	164,800	154,400	(3,500)	-2.22%
61260	Service Awards			300			0.00%
	<b>Total - Employee Benefits</b>	<b>356,813</b>	<b>378,800</b>	<b>390,300</b>	<b>373,000</b>	<b>(5,800)</b>	<b>-1.53%</b>
	<b>Total Salaries and Benefits</b>	<b>1,453,915</b>	<b>1,516,400</b>	<b>1,509,100</b>	<b>1,527,400</b>	<b>11,000</b>	<b>0.73%</b>
<b>Other Expenditures</b>							
63051	Telephone	8,500	7,100	7,900	7,900	800	11.27%
63066	OW Workshops	1,514	3,000		1,500	(1,500)	-50.00%
63300	Staff Training and Development	556	7,000	4,000	8,800	1,800	25.71%
63310	Travel & Meal Expenses	12,316	19,000	1,800	9,100	(9,900)	-52.11%
64109	OW Assessments	33,000	36,000	25,000	36,000		0.00%
64111	Getting Ahead Workshops	30,164	30,000	10,000	10,000	(20,000)	-66.67%
65110	Insurance	14,909	10,900	10,900	12,600	1,700	15.60%
66529	LEAP		1,000		3,000	2,000	200.00%
66559	Employment Related Expenses	299,824	300,100	218,500	300,100		0.00%
67000	Interfunc. Admin Charges	105,100	98,400	98,400	98,300	(100)	-0.10%
67007	Interfunc. Rent	50,699	50,700	48,300	45,800	(4,900)	-9.66%
67013	Interfunc. Audit Fees	4,365	4,400	4,400	4,400		0.00%
67014	Interfunc. IS Costs	3,200	4,300	4,300	4,000	(300)	-6.98%
	<b>Total - Other Expenditures</b>	<b>564,147</b>	<b>571,900</b>	<b>433,500</b>	<b>541,500</b>	<b>(30,400)</b>	<b>-5.32%</b>
	<b>TOTAL EXPENDITURE</b>	<b>2,018,062</b>	<b>2,088,300</b>	<b>1,942,600</b>	<b>2,068,900</b>	<b>(19,400)</b>	<b>-0.93%</b>
	<b>NET REQUIREMENT</b>	<b>546,879</b>	<b>609,400</b>	<b>423,500</b>	<b>499,600</b>	<b>(109,800)</b>	<b>-18.02%</b>

The County of Grey  
Licensed Home Child Care  
2021 Budget  
For the Twelve Months Ending  
December 31, 2020

Account	Description	2019 ACTUAL	2020 BUDGET	2020 YEAR END PROJECTION	2021 BUDGET	2021 BUDGET to 2020 BUDGET Variance \$	2021 BUDGET to 2020 BUDGET Variance %
<b>REVENUE</b>							
49400	Transfer From Reserve				(\$11,800)	(\$11,800)	100.00%
51100	Provincial Conditional Grant	(743,562)	(1,022,200)	(480,200)	(832,000)	190,200	-18.61%
51126	Prov General Operating Grant	(167,402)	(326,900)	(373,400)	(312,300)	14,600	-4.47%
54070	Miscellaneous	(30)		(100)			0.00%
<b>TOTAL REVENUE</b>		<b>(910,994)</b>	<b>(1,349,100)</b>	<b>(853,700)</b>	<b>(1,156,100)</b>	<b>193,000</b>	<b>-14.31%</b>
<b>EXPENDITURE</b>							
<b>Salaries and Wages</b>							
61000	Salaries and Wages	137,893	157,800	165,100	155,200	(2,600)	-1.65%
<b>Total - Salaries &amp; Wages</b>		<b>137,893</b>	<b>157,800</b>	<b>165,100</b>	<b>155,200</b>	<b>(2,600)</b>	<b>-1.65%</b>
<b>Employee Benefits</b>							
61220	CPP	5,536	6,400	7,000	6,600	200	3.13%
61221	EI	2,042	2,300	2,500	2,200	(100)	-4.35%
61222	WSIB Premiums	1,886	2,100	2,200	2,100		0.00%
61223	OMERS	13,940	15,700	16,500	15,300	(400)	-2.55%
61224	EHT	2,724	3,100	3,200	3,000	(100)	-3.23%
61225	Group Benefits	23,477	26,700	28,000	30,300	3,600	13.48%
61260	Service Awards		300	300	300		0.00%
<b>Total - Employee Benefits</b>		<b>49,605</b>	<b>56,600</b>	<b>59,700</b>	<b>59,800</b>	<b>3,200</b>	<b>5.65%</b>
<b>Total Salaries and Benefits</b>		<b>187,498</b>	<b>214,400</b>	<b>224,800</b>	<b>215,000</b>	<b>600</b>	<b>0.28%</b>
<b>Other Expenditures</b>							
63010	Association/Membership Fees	622	800	600	700	(100)	-12.50%
63020	Computer Support/Maintenance		100	100	700	600	600.00%
63042	Equip/Furniture Purchases		1,000	500	1,000		0.00%
63051	Telephone	1,150	1,100	1,200	1,200	100	9.09%
63052	Cellular	1,477	2,300	700	1,200	(1,100)	-47.83%
63060	Office & Charting Supplies	395	1,000	400	500	(500)	-50.00%
63300	Staff Training and Development	150	1,500		1,500		0.00%
63310	Travel & Meal Expenses	7,248	10,000	2,300	8,200	(1,800)	-18.00%
63320	Conferences	790	2,000		1,200	(800)	-40.00%
63531	Other Expenditure Recovery	(3,380)		(4,400)			0.00%
63708	Licenses and Fees	145	200	200	200		0.00%
63803	Pandemic Supplies			1,500			0.00%
64119	LHCC Base Funding	106,496	262,200	236,000	236,000	(26,200)	-9.99%
64122	Provider Enhancement Payment	78,308	80,000	58,800	78,400	(1,600)	-2.00%
64129	Fee Subsidy	637,857	950,000	309,700	745,000	(205,000)	-21.58%
65110	Insurance	13,977	10,200	10,200	11,900	1,700	16.67%
66508	Non Sharable	320	300	300	300		0.00%
66561	General Operating Grant			69,400			0.00%
66803	Pandemic Supplies			500			0.00%
67013	Interfunc. Audit Fees	556	600	600	600		0.00%
67014	Interfunc. IS Costs	4,600	1,700	1,700	1,800	100	5.88%
<b>Total - Other Expenditures</b>		<b>850,711</b>	<b>1,325,000</b>	<b>690,300</b>	<b>1,090,400</b>	<b>(234,600)</b>	<b>-17.71%</b>
<b>TOTAL EXPENDITURE</b>		<b>1,038,209</b>	<b>1,539,400</b>	<b>915,100</b>	<b>1,305,400</b>	<b>(234,000)</b>	<b>-15.20%</b>

*The County of Grey*  
**Licensed Home Child Care**  
 2021 Budget  
 For the Twelve Months Ending  
 December 31, 2020

<u>Account</u>	<u>Description</u>	<u>2019</u> <u>ACTUAL</u>	<u>2020</u> <u>BUDGET</u>	<u>2020</u> <u>YEAR END PROJECTION</u>	<u>2021</u> <u>BUDGET</u>	<u>2021 BUDGET to</u> <u>2020 BUDGET</u> <u>Variance \$</u>	<u>2021 BUDGET to</u> <u>2020 BUDGET</u> <u>Variance %</u>
<b>NET REQUIREMENT</b>		<b>\$127,215</b>	<b>\$190,300</b>	<b>\$61,400</b>	<b>\$149,300</b>	<b>(\$41,000)</b>	<b>-21.54%</b>

*The County of Grey*  
**Children's Services Administration**  
2021 Budget  
For the Twelve Months Ending  
December 31, 2020

Account	Description	2019 ACTUAL	2020 BUDGET	2020 YEAR END PROJECTION	2021 BUDGET	2021 BUDGET to 2020 BUDGET Variance \$	2021 BUDGET to 2020 BUDGET Variance %
<b>REVENUE</b>							
49400	Transfer From Reserve	(\$9,017)	(\$123,500)		(\$59,200)	\$64,300	-52.06%
51100	Provincial Conditional Grant	(404,752)	(271,800)	(327,900)	(312,600)	(40,800)	15.01%
	<b>TOTAL REVENUE</b>	<b>(413,769)</b>	<b>(395,300)</b>	<b>(327,900)</b>	<b>(371,800)</b>	<b>23,500</b>	<b>-5.94%</b>
<b>EXPENDITURE</b>							
<b>Salaries and Wages</b>							
61000	Salaries and Wages	306,561	307,400	259,700	291,600	(15,800)	-5.14%
61003	Overtime Wages	6,291		2,500			0.00%
	<b>Total - Salaries &amp; Wages</b>	<b>312,852</b>	<b>307,400</b>	<b>262,200</b>	<b>291,600</b>	<b>(15,800)</b>	<b>-5.14%</b>
<b>Employee Benefits</b>							
61220	CPP	12,579	12,400	10,300	12,400		0.00%
61221	EI	4,758	4,400	3,800	4,300	(100)	-2.27%
61222	WSIB Premiums	4,114	4,000	3,300	3,900	(100)	-2.50%
61223	OMERS	31,524	30,300	26,200	28,700	(1,600)	-5.28%
61224	EHT	6,103	6,000	5,100	5,900	(100)	-1.67%
61225	Group Benefits	37,253	36,500	33,200	34,100	(2,400)	-6.58%
61260	Service Awards		400	400		(400)	-100.00%
	<b>Total - Employee Benefits</b>	<b>96,331</b>	<b>94,000</b>	<b>82,300</b>	<b>89,300</b>	<b>(4,700)</b>	<b>-5.00%</b>
	<b>Total Salaries and Benefits</b>	<b>409,183</b>	<b>401,400</b>	<b>344,500</b>	<b>380,900</b>	<b>(20,500)</b>	<b>-5.11%</b>
<b>Other Expenditures</b>							
63000	Advertising	6,068					0.00%
63010	Association/Membership Fees	1,254	1,300	1,300	1,300		0.00%
63020	Computer Support/Maintenance		800	1,900	3,600	2,800	350.00%
63026	Computer Software	172					0.00%
63030	Copying & Printing	813	2,500	900	1,500	(1,000)	-40.00%
63042	Equip/Furniture Purchases	1,364	2,000	2,000	1,500	(500)	-25.00%
63051	Telephone	800	1,900	2,100	2,100	200	10.53%
63052	Cellular	657	1,200	1,100	600	(600)	-50.00%
63060	Office & Charting Supplies	2,036	3,000	3,000	1,500	(1,500)	-50.00%
63063	Postage/Courier/Freight	2,585	2,500	1,100	2,500		0.00%
63300	Staff Training and Development	717	2,000	2,600	1,500	(500)	-25.00%
63310	Travel & Meal Expenses	8,938	8,000	1,900	5,000	(3,000)	-37.50%
63320	Conferences	692	2,000		1,000	(1,000)	-50.00%
63708	Licenses and Fees	5					0.00%
64020	Computer Support/Maintenance	27,159	1,500	600	600	(900)	-60.00%
65110	Insurance	13,977	10,200	10,400	11,900	1,700	16.67%
66508	Non Sharable	335	500	500	500		0.00%
67000	Interfunc. Admin Charges	46,800	60,400	60,400	61,400	1,000	1.66%
67007	Interfunc. Rent	19,166	19,200	18,700	18,200	(1,000)	-5.21%
67013	Interfunc. Audit Fees	2,503	2,600	2,600	2,700	100	3.85%
67014	Interfunc. IS Costs	5,400	9,300	9,300	8,700	(600)	-6.45%
67019	Interfunc. Computer Lease Chg.	3,700	3,700	3,700	5,500	1,800	48.65%
	<b>Total - Other Expenditures</b>	<b>145,141</b>	<b>134,600</b>	<b>124,100</b>	<b>131,600</b>	<b>(3,000)</b>	<b>-2.23%</b>
	<b>TOTAL EXPENDITURE</b>	<b>554,324</b>	<b>536,000</b>	<b>468,600</b>	<b>512,500</b>	<b>(23,500)</b>	<b>-4.38%</b>

The County of Grey  
**Children's Services Administration**  
 2021 Budget  
 For the Twelve Months Ending  
 December 31, 2020

<u>Account</u>	<u>Description</u>	<u>2019</u> <u>ACTUAL</u>	<u>2020</u> <u>BUDGET</u>	<u>2020</u> <u>YEAR END PROJECTION</u>	<u>2021</u> <u>BUDGET</u>	<u>2021 BUDGET to</u> <u>2020 BUDGET</u> <u>Variance \$</u>	<u>2021 BUDGET to</u> <u>2020 BUDGET</u> <u>Variance %</u>
<b>NET REQUIREMENT</b>		<b>\$140,555</b>	<b>\$140,700</b>	<b>\$140,700</b>	<b>\$140,700</b>		<b>0.00%</b>

The County of Grey  
Repairs and Maintenance  
2021 Budget  
For the Twelve Months Ending  
December 31, 2020

Account	Description	2019 ACTUAL	2020 BUDGET	2020 YEAR END PROJECTION	2021 BUDGET	2021 BUDGET to 2020 BUDGET Variance \$	2021 BUDGET to 2020 BUDGET Variance %
<b>REVENUE</b>							
49400	Transfer From Reserve	(\$23,848)					0.00%
51100	Provincial Conditional Grant	(77,699)	(62,100)	(62,100)	(62,100)		0.00%
	<b>TOTAL REVENUE</b>	<b>(101,547)</b>	<b>(62,100)</b>	<b>(62,100)</b>	<b>(62,100)</b>		<b>0.00%</b>
<b>EXPENDITURE</b>							
<b>Other Expenditures</b>							
66042	Equip/Furniture Purchases	34,899	13,200	13,200	18,800	5,600	42.42%
66403	Maintenance of Buildings	53,442	34,200	34,200	28,600	(5,600)	-16.37%
66467	Water Regulatory Mtce	13,206	14,700	14,700	14,700		0.00%
	<b>Total - Other Expenditures</b>	<b>101,547</b>	<b>62,100</b>	<b>62,100</b>	<b>62,100</b>		<b>0.00%</b>
	<b>TOTAL EXPENDITURE</b>	<b>101,547</b>	<b>62,100</b>	<b>62,100</b>	<b>62,100</b>		<b>0.00%</b>



The County of Grey  
**Child Care and Early Years Planning & Data Analysis**  
2021 Budget  
For the Twelve Months Ending  
December 31, 2020

Account	Description	2019 ACTUAL	2020 BUDGET	2020 YEAR END PROJECTION	2021 BUDGET	2021 BUDGET to 2020 BUDGET Variance \$	2021 BUDGET to 2020 BUDGET Variance %
<b>REVENUE</b>							
51100	Provincial Conditional Grant	(\$96,653)	(\$96,000)	(\$96,000)	(\$96,000)		0.00%
	<b>TOTAL REVENUE</b>	<b>(96,653)</b>	<b>(96,000)</b>	<b>(96,000)</b>	<b>(96,000)</b>		<b>0.00%</b>
<b>EXPENDITURE</b>							
<b>Salaries and Wages</b>							
61000	Salaries and Wages	101,759	106,500	106,400	109,000	2,500	2.35%
61003	Overtime Wages	1,061					0.00%
	<b>Total - Salaries &amp; Wages</b>	<b>102,820</b>	<b>106,500</b>	<b>106,400</b>	<b>109,000</b>	<b>2,500</b>	<b>2.35%</b>
<b>Employee Benefits</b>							
61220	CPP	3,739	3,900	3,900	4,400	500	12.82%
61221	EI	1,379	1,400	1,400	1,400		0.00%
61222	WSIB Premiums	1,394	1,400	1,400	1,500	100	7.14%
61223	OMERS	10,915	11,200	11,100	11,400	200	1.79%
61224	EHT	2,014	2,100	2,100	2,200	100	4.76%
61225	Group Benefits	11,484	11,900	12,400	12,100	200	1.68%
	<b>Total - Employee Benefits</b>	<b>30,925</b>	<b>31,900</b>	<b>32,300</b>	<b>33,000</b>	<b>1,100</b>	<b>3.45%</b>
	<b>Total Salaries and Benefits</b>	<b>133,745</b>	<b>138,400</b>	<b>138,700</b>	<b>142,000</b>	<b>3,600</b>	<b>2.60%</b>
<b>Other Expenditures</b>							
63019	Analytics	112	5,000	400	1,000	(4,000)	-80.00%
63052	Cellular	457	1,000	500	1,000		0.00%
63069	Aboriginal Planning	1,800	1,800	1,800	1,800		0.00%
63300	Staff Training and Development		500		500		0.00%
63310	Travel & Meal Expenses	1,996	2,100	1,100	1,000	(1,100)	-52.38%
64102	Professional & Consulting fees	131	5,000		5,000		0.00%
67014	Interfunc. IS Costs		2,700	2,700	2,700		0.00%
	<b>Total - Other Expenditures</b>	<b>4,496</b>	<b>18,100</b>	<b>6,500</b>	<b>13,000</b>	<b>(5,100)</b>	<b>-28.18%</b>
	<b>TOTAL EXPENDITURE</b>	<b>138,241</b>	<b>156,500</b>	<b>145,200</b>	<b>155,000</b>	<b>(1,500)</b>	<b>-0.96%</b>
	<b>NET REQUIREMENT</b>	<b>41,588</b>	<b>60,500</b>	<b>49,200</b>	<b>59,000</b>	<b>(1,500)</b>	<b>-2.48%</b>

The County of Grey  
**EarlyON**  
 2021 Budget  
 For the Twelve Months Ending  
 December 31, 2020

Account	Description	2019 ACTUAL	2020 BUDGET	2020 YEAR END PROJECTION	2021 BUDGET	2021 BUDGET to 2020 BUDGET Variance \$	2021 BUDGET to 2020 BUDGET Variance %
<b>REVENUE</b>							
49400	Transfer From Reserve		(\$20,200)			\$20,200	-100.00%
51100	Provincial Conditional Grant	(957,050)	(950,900)	(950,900)	(950,900)		0.00%
54031	Building Rentals	(9,404)	(9,500)	(4,800)	(9,800)	(300)	3.16%
54050	Donations	(100)					0.00%
	<b>TOTAL REVENUE</b>	<b>(966,554)</b>	<b>(980,600)</b>	<b>(955,700)</b>	<b>(960,700)</b>	<b>19,900</b>	<b>-2.03%</b>
<b>EXPENDITURE</b>							
<b>Salaries and Wages</b>							
61000	Salaries and Wages	178,174	211,700	189,200	177,200	(34,500)	-16.30%
61003	Overtime Wages	2,615		700			0.00%
	<b>Total - Salaries &amp; Wages</b>	<b>180,789</b>	<b>211,700</b>	<b>189,900</b>	<b>177,200</b>	<b>(34,500)</b>	<b>-16.30%</b>
<b>Employee Benefits</b>							
61220	CPP	7,724	9,200	8,200	8,100	(1,100)	-11.96%
61221	EI	2,951	3,300	3,000	2,800	(500)	-15.15%
61222	WSIB Premiums	2,446	2,800	2,600	2,400	(400)	-14.29%
61223	OMERS	16,876	20,000	17,900	16,600	(3,400)	-17.00%
61224	EHT	3,540	4,100	3,900	3,500	(600)	-14.63%
61225	Group Benefits	23,210	28,500	23,600	27,900	(600)	-2.11%
61260	Service Awards		700	1,000		(700)	-100.00%
	<b>Total - Employee Benefits</b>	<b>56,747</b>	<b>68,600</b>	<b>60,200</b>	<b>61,300</b>	<b>(7,300)</b>	<b>-10.64%</b>
	<b>Total Salaries and Benefits</b>	<b>237,536</b>	<b>280,300</b>	<b>250,100</b>	<b>238,500</b>	<b>(41,800)</b>	<b>-14.91%</b>
<b>Other Expenditures</b>							
63000	Advertising	1,558					0.00%
63010	Association/Membership Fees	205	200	200	200		0.00%
63020	Computer Support/Maintenance	236			600	600	100.00%
63030	Copying & Printing	648	1,000	400	1,000		0.00%
63040	Equip/Furniture Maintenance			100			0.00%
63042	Equip/Furniture Purchases	750	2,000	2,000	2,000		0.00%
63051	Telephone	1,179	1,100	1,200	1,200	100	9.09%
63052	Cellular	302	600	600	300	(300)	-50.00%
63060	Office & Charting Supplies	542	800	300	600	(200)	-25.00%
63063	Postage/Courier/Freight		100	100	100		0.00%
63300	Staff Training and Development	1,089	2,000	1,000	1,500	(500)	-25.00%
63310	Travel & Meal Expenses	6,724	8,100	1,800	8,100		0.00%
63320	Conferences	703	1,000		1,000		0.00%
63401	Cleaning Supplies	545	800	1,200	1,500	700	87.50%
63403	Maintenance of Buildings	12,936	11,600	6,100	11,600		0.00%
63419	Waste Disposal	100	200	100	200		0.00%
63440	Heat	2,560	2,800	2,500	2,800		0.00%
63441	Hydro/Water	2,744	3,700	2,600	3,300	(400)	-10.81%
63444	Water Heaters/Leased Equipment	111	200	300	300	100	50.00%
63706	Playroom Supplies	5,039	6,000	6,000	6,000		0.00%
63707	Program Delivery	13,030	1,500	2,700	1,500		0.00%
64020	Computer Support/Maintenance				3,100	3,100	100.00%
64401	Cleaning Contracts	13,972	18,300	11,100	18,300		0.00%

The County of Grey  
**EarlyON**  
 2021 Budget  
 For the Twelve Months Ending  
 December 31, 2020

<u>Account</u>	<u>Description</u>	<u>2019 ACTUAL</u>	<u>2020 BUDGET</u>	<u>2020 YEAR END PROJECTION</u>	<u>2021 BUDGET</u>	<u>2021 BUDGET to 2020 BUDGET Variance \$</u>	<u>2021 BUDGET to 2020 BUDGET Variance %</u>
64486	Snow Removal	\$3,069	\$3,400	\$3,000	\$3,400		0.00%
65110	Insurance	13,977	10,200	10,300	11,900	1,700	16.67%
66000	Payments to Indiv. & Organiz'	705,214	743,100	723,200	723,200	(19,900)	-2.68%
66300	Staff Training and Development	2,030	5,000	4,300	5,000		0.00%
66508	Non Sharable	480	500	500	500		0.00%
66707	Program Delivery			18,700	16,800	16,800	100.00%
67014	Interfunc. IS Costs	5,000	4,900	4,900	4,700	(200)	-4.08%
	<b>Total - Other Expenditures</b>	<b>794,743</b>	<b>829,100</b>	<b>805,200</b>	<b>830,700</b>	<b>1,600</b>	<b>0.19%</b>
	<b>TOTAL EXPENDITURE</b>	<b>1,032,279</b>	<b>1,109,400</b>	<b>1,055,300</b>	<b>1,069,200</b>	<b>(40,200)</b>	<b>-3.62%</b>
	<b>NET REQUIREMENT</b>	<b>65,725</b>	<b>128,800</b>	<b>99,600</b>	<b>108,500</b>	<b>(20,300)</b>	<b>-15.76%</b>

The County of Grey  
**Indigenous-Led**  
 2021 Budget  
 For the Twelve Months Ending  
 December 31, 2020

Account	Description	2019 ACTUAL	2020 BUDGET	2020 YEAR END PROJECTION	2021 BUDGET	2021 BUDGET to 2020 BUDGET Variance \$	2021 BUDGET to 2020 BUDGET Variance %
<b>REVENUE</b>							
51100	Provincial Conditional Grant	(\$87,221)	(\$72,200)	(\$72,200)	(\$72,200)		0.00%
	<b>TOTAL REVENUE</b>	<b>(87,221)</b>	<b>(72,200)</b>	<b>(72,200)</b>	<b>(72,200)</b>		<b>0.00%</b>
<b>EXPENDITURE</b>							
<b>Other Expenditures</b>							
66000	Payments to Indiv. & Organiz'	87,221	72,200	72,200	72,200		0.00%
	<b>Total - Other Expenditures</b>	<b>87,221</b>	<b>72,200</b>	<b>72,200</b>	<b>72,200</b>		<b>0.00%</b>
	<b>TOTAL EXPENDITURE</b>	<b>87,221</b>	<b>72,200</b>	<b>72,200</b>	<b>72,200</b>		<b>0.00%</b>

The County of Grey  
**Fee Subsidy**  
 2021 Budget  
 For the Twelve Months Ending  
 December 31, 2020

Account	Description	2019 ACTUAL	2020 BUDGET	2020 YEAR END PROJECTION	2021 BUDGET	2021 BUDGET to 2020 BUDGET Variance \$	2021 BUDGET to 2020 BUDGET Variance %
<b>REVENUE</b>							
49400	Transfer From Reserve	(\$203,657)	(\$449,500)		(\$375,300)	\$74,200	-16.51%
51100	Provincial Conditional Grant	(2,036,685)	(1,748,700)	(1,208,700)	(1,912,700)	(164,000)	9.38%
	<b>TOTAL REVENUE</b>	<b>(2,240,342)</b>	<b>(2,198,200)</b>	<b>(1,208,700)</b>	<b>(2,288,000)</b>	<b>(89,800)</b>	<b>4.09%</b>
<b>EXPENDITURE</b>							
<b>Other Expenditures</b>							
63531	Other Expenditure Recovery	(71,361)		(20,500)			0.00%
63537	Fee Subsidy Recovery	86,367					0.00%
64129	Fee Subsidy	2,720,745	2,631,000	1,525,900	2,759,700	128,700	4.89%
66129	Fee Subsidy OW Informal	2,314	4,400	5,700	6,500	2,100	47.73%
	<b>Total - Other Expenditures</b>	<b>2,738,065</b>	<b>2,635,400</b>	<b>1,511,100</b>	<b>2,766,200</b>	<b>130,800</b>	<b>4.96%</b>
	<b>TOTAL EXPENDITURE</b>	<b>2,738,065</b>	<b>2,635,400</b>	<b>1,511,100</b>	<b>2,766,200</b>	<b>130,800</b>	<b>4.96%</b>
	<b>NET REQUIREMENT</b>	<b>497,723</b>	<b>437,200</b>	<b>302,400</b>	<b>478,200</b>	<b>41,000</b>	<b>9.38%</b>

The County of Grey  
Capacity Building  
2021 Budget  
For the Twelve Months Ending  
December 31, 2020

Account	Description	2019 ACTUAL	2020 BUDGET	2020 YEAR END PROJECTION	2021 BUDGET	2021 BUDGET to 2020 BUDGET Variance \$	2021 BUDGET to 2020 BUDGET Variance %
<b>REVENUE</b>							
51100	Provincial Conditional Grant	(\$33,067)	(\$41,500)	(\$40,100)	(\$41,500)		0.00%
	<b>TOTAL REVENUE</b>	<b>(33,067)</b>	<b>(41,500)</b>	<b>(40,100)</b>	<b>(41,500)</b>		<b>0.00%</b>
<b>EXPENDITURE</b>							
<b>Salaries and Wages</b>							
61000	Salaries and Wages	5,703			15,700	15,700	100.00%
	<b>Total - Salaries &amp; Wages</b>	<b>5,703</b>			<b>15,700</b>	<b>15,700</b>	<b>100.00%</b>
<b>Employee Benefits</b>							
61220	CPP	254			600	600	100.00%
61221	EI	100			200	200	100.00%
61222	WSIB Premiums	77			200	200	100.00%
61223	OMERS	506			1,600	1,600	100.00%
61224	EHT	112			300	300	100.00%
61225	Group Benefits	623			1,200	1,200	100.00%
	<b>Total - Employee Benefits</b>	<b>1,672</b>			<b>4,100</b>	<b>4,100</b>	<b>100.00%</b>
	<b>Total Salaries and Benefits</b>	<b>7,375</b>			<b>19,800</b>	<b>19,800</b>	<b>100.00%</b>
<b>Other Expenditures</b>							
63020	Computer Support/Maintenance			500	200	200	100.00%
63300	Staff Training and Development			100			0.00%
64102	Professional & Consulting fees		19,600	19,600	13,500	(6,100)	-31.12%
66300	Staff Training and Development	24,022	14,400	19,400	5,900	(8,500)	-59.03%
66310	Travel & Meal Expenses	1,670	7,500	500	2,100	(5,400)	-72.00%
	<b>Total - Other Expenditures</b>	<b>25,692</b>	<b>41,500</b>	<b>40,100</b>	<b>21,700</b>	<b>(19,800)</b>	<b>-47.71%</b>
	<b>TOTAL EXPENDITURE</b>	<b>33,067</b>	<b>41,500</b>	<b>40,100</b>	<b>41,500</b>		<b>0.00%</b>

The County of Grey  
**Play Based Material and Equipment**  
 2021 Budget  
 For the Twelve Months Ending  
 December 31, 2020

Account	Description	2019 ACTUAL	2020 BUDGET	2020 YEAR END PROJECTION	2021 BUDGET	2021 BUDGET to 2020 BUDGET Variance \$	2021 BUDGET to 2020 BUDGET Variance %
<b>REVENUE</b>							
51100	Provincial Conditional Grant	(\$62,489)	(\$44,000)	(\$44,000)	(\$44,000)		0.00%
	<b>TOTAL REVENUE</b>	<b>(62,489)</b>	<b>(44,000)</b>	<b>(44,000)</b>	<b>(44,000)</b>		<b>0.00%</b>
<b>EXPENDITURE</b>							
<b>Other Expenditures</b>							
66042	Equip/Furniture Purchases	24,686	17,000		17,400	400	2.35%
66706	Playroom Supplies	53,425	38,000	55,000	37,600	(400)	-1.05%
	<b>Total - Other Expenditures</b>	<b>78,111</b>	<b>55,000</b>	<b>55,000</b>	<b>55,000</b>		<b>0.00%</b>
	<b>TOTAL EXPENDITURE</b>	<b>78,111</b>	<b>55,000</b>	<b>55,000</b>	<b>55,000</b>		<b>0.00%</b>
	<b>NET REQUIREMENT</b>	<b>15,622</b>	<b>11,000</b>	<b>11,000</b>	<b>11,000</b>		<b>0.00%</b>

The County of Grey  
**Safe Restart Funding**  
 2021 Budget  
 For the Twelve Months Ending  
 December 31, 2020

Account	Description	2019 ACTUAL	2020 BUDGET	2020 YEAR END PROJECTION	2021 BUDGET	2021 BUDGET to 2020 BUDGET Variance \$	2021 BUDGET to 2020 BUDGET Variance %
<b>REVENUE</b>							
51100	Provincial Conditional Grant			(\$477,200)	(\$477,200)	(\$477,200)	100.00%
	<b>TOTAL REVENUE</b>			<b>(477,200)</b>	<b>(477,200)</b>	<b>(477,200)</b>	<b>100.00%</b>
<b>EXPENDITURE</b>							
<b>Salaries and Wages</b>							
61000	Salaries and Wages			20,900	18,800	18,800	100.00%
	<b>Total - Salaries &amp; Wages</b>			<b>20,900</b>	<b>18,800</b>	<b>18,800</b>	<b>100.00%</b>
<b>Employee Benefits</b>							
61220	CPP			1,000	900	900	100.00%
61221	EI			400	300	300	100.00%
61222	WSIB Premiums			300	300	300	100.00%
61223	OMERS			200	1,700	1,700	100.00%
61224	EHT			400	400	400	100.00%
61225	Group Benefits			3,100	2,500	2,500	100.00%
	<b>Total - Employee Benefits</b>			<b>5,400</b>	<b>6,100</b>	<b>6,100</b>	<b>100.00%</b>
	<b>Total Salaries and Benefits</b>			<b>26,300</b>	<b>24,900</b>	<b>24,900</b>	<b>100.00%</b>
<b>Other Expenditures</b>							
66032	Safe Restart Funding			450,900	452,300	452,300	100.00%
	<b>Total - Other Expenditures</b>			<b>450,900</b>	<b>452,300</b>	<b>452,300</b>	<b>100.00%</b>
	<b>TOTAL EXPENDITURE</b>			<b>477,200</b>	<b>477,200</b>	<b>477,200</b>	<b>100.00%</b>



*The County of Grey*  
**General Operating Grant**  
2021 Budget  
For the Twelve Months Ending  
December 31, 2020

<u>Account</u>	<u>Description</u>	<u>2019 ACTUAL</u>	<u>2020 BUDGET</u>	<u>2020 YEAR END PROJECTION</u>	<u>2021 BUDGET</u>	<u>2021 BUDGET to 2020 BUDGET Variance \$</u>	<u>2021 BUDGET to 2020 BUDGET Variance %</u>
<b>REVENUE</b>							
51100	Provincial Conditional Grant	(\$46,026)	(\$46,000)	(\$46,000)	(\$46,000)		0.00%
51126	Prov General Operating Grant	(1,253,755)	(1,253,800)	(1,653,500)	(1,253,800)		0.00%
	<b>TOTAL REVENUE</b>	<b>(1,299,781)</b>	<b>(1,299,800)</b>	<b>(1,699,500)</b>	<b>(1,299,800)</b>		<b>0.00%</b>
<b>EXPENDITURE</b>							
<b>Other Expenditures</b>							
66557	Pay Equity Memorandum of Settlement	46,026	46,000	46,000	46,000		0.00%
66561	General Operating Grant	1,253,755	1,253,800	1,772,300	1,253,800		0.00%
	<b>Total - Other Expenditures</b>	<b>1,299,781</b>	<b>1,299,800</b>	<b>1,818,300</b>	<b>1,299,800</b>		<b>0.00%</b>
	<b>TOTAL EXPENDITURE</b>	<b>1,299,781</b>	<b>1,299,800</b>	<b>1,818,300</b>	<b>1,299,800</b>		<b>0.00%</b>
	<b>NET REQUIREMENT</b>			<b>118,800</b>			<b>0.00%</b>

The County of Grey  
**Special Needs Resourcing**  
 2021 Budget  
 For the Twelve Months Ending  
 December 31, 2020

Account	Description	2019 ACTUAL	2020 BUDGET	2020 YEAR END PROJECTION	2021 BUDGET	2021 BUDGET to 2020 BUDGET Variance \$	2021 BUDGET to 2020 BUDGET Variance %
<b>REVENUE</b>							
51100	Provincial Conditional Grant	(\$773,401)	(\$778,200)	(\$778,200)	(\$778,200)		0.00%
51108	Provincial Conditional Grant - PY Adju	(5,900)					0.00%
	<b>TOTAL REVENUE</b>	<b>(779,301)</b>	<b>(778,200)</b>	<b>(778,200)</b>	<b>(778,200)</b>		<b>0.00%</b>
<b>EXPENDITURE</b>							
<b>Other Expenditures</b>							
66548	Behaviour Management	114,037	118,900	118,900	118,900		0.00%
66550	Special Needs Resourcing	662,068	662,000	662,000	662,000		0.00%
66594	Staffing Component	175,200	175,200	175,200	175,200		0.00%
66595	Special Needs Equipment	9,729	9,700	9,700	9,700		0.00%
	<b>Total - Other Expenditures</b>	<b>961,034</b>	<b>965,800</b>	<b>965,800</b>	<b>965,800</b>		<b>0.00%</b>
	<b>TOTAL EXPENDITURE</b>	<b>961,034</b>	<b>965,800</b>	<b>965,800</b>	<b>965,800</b>		<b>0.00%</b>
	<b>NET REQUIREMENT</b>	<b>181,733</b>	<b>187,600</b>	<b>187,600</b>	<b>187,600</b>		<b>0.00%</b>

The County of Grey  
**Wage Enhancement**  
2021 Budget  
For the Twelve Months Ending  
December 31, 2020

Account	Description	2019 ACTUAL	2020 BUDGET	2020 YEAR END PROJECTION	2021 BUDGET	2021 BUDGET to 2020 BUDGET Variance \$	2021 BUDGET to 2020 BUDGET Variance %
<b>REVENUE</b>							
51100	Provincial Conditional Grant	(\$1,144,895)	(\$1,294,700)	(\$1,213,200)	(\$1,294,800)	(\$100)	0.01%
	<b>TOTAL REVENUE</b>	<b>(1,144,895)</b>	<b>(1,294,700)</b>	<b>(1,213,200)</b>	<b>(1,294,800)</b>	<b>(100)</b>	<b>0.01%</b>
<b>EXPENDITURE</b>							
<b>Salaries and Wages</b>							
61000	Salaries and Wages	16,141	16,900	14,000	17,200	300	1.78%
61003	Overtime Wages	1,083		400			0.00%
	<b>Total - Salaries &amp; Wages</b>	<b>17,224</b>	<b>16,900</b>	<b>14,400</b>	<b>17,200</b>	<b>300</b>	<b>1.78%</b>
<b>Employee Benefits</b>							
61220	CPP	648	700	700	900	200	28.57%
61221	EI	247	200	400	400	200	100.00%
61222	WSIB Premiums	231	200	400	400	200	100.00%
61223	OMERS	1,707	1,600	1,400	1,700	100	6.25%
61224	EHT	337	300	400	400	100	33.33%
61225	Group Benefits	2,094	2,000	1,900	2,000		0.00%
	<b>Total - Employee Benefits</b>	<b>5,264</b>	<b>5,000</b>	<b>5,200</b>	<b>5,800</b>	<b>800</b>	<b>16.00%</b>
	<b>Total Salaries and Benefits</b>	<b>22,488</b>	<b>21,900</b>	<b>19,600</b>	<b>23,000</b>	<b>1,100</b>	<b>5.02%</b>
<b>Other Expenditures</b>							
66558	Wage Enhancement Grant	1,090,868	1,241,100	1,159,500	1,241,100		0.00%
66562	Wage Enhancement Admin	31,540	31,700	34,100	30,700	(1,000)	-3.15%
	<b>Total - Other Expenditures</b>	<b>1,122,408</b>	<b>1,272,800</b>	<b>1,193,600</b>	<b>1,271,800</b>	<b>(1,000)</b>	<b>-0.08%</b>
	<b>TOTAL EXPENDITURE</b>	<b>1,144,896</b>	<b>1,294,700</b>	<b>1,213,200</b>	<b>1,294,800</b>	<b>100</b>	<b>0.01%</b>
	<b>NET REQUIREMENT</b>	<b>1</b>					<b>0.00%</b>

*The County of Grey*  
**Expansion Funding**  
2021 Budget  
For the Twelve Months Ending  
December 31, 2020

Account	Description	2019 ACTUAL	2020 BUDGET	2020 YEAR END PROJECTION	2021 BUDGET	2021 BUDGET to 2020 BUDGET Variance \$	2021 BUDGET to 2020 BUDGET Variance %
<b>REVENUE</b>							
51100	Provincial Conditional Grant	(\$264,120)	(\$358,000)	(\$276,900)	(\$498,400)	(\$140,400)	39.22%
51126	Prov General Operating Grant	(329,666)	(861,400)		(720,900)	140,500	-16.31%
	<b>TOTAL REVENUE</b>	<b>(593,786)</b>	<b>(1,219,400)</b>	<b>(276,900)</b>	<b>(1,219,300)</b>	<b>100</b>	<b>-0.01%</b>
<b>EXPENDITURE</b>							
<b>Salaries and Wages</b>							
61000	Salaries and Wages	74,150	59,900	62,600	60,300	400	0.67%
61003	Overtime Wages	78					0.00%
	<b>Total - Salaries &amp; Wages</b>	<b>74,228</b>	<b>59,900</b>	<b>62,600</b>	<b>60,300</b>	<b>400</b>	<b>0.67%</b>
<b>Employee Benefits</b>							
61220	CPP	3,326	2,600	2,700	2,800	200	7.69%
61221	EI	1,307	1,000	1,000	900	(100)	-10.00%
61222	WSIB Premiums	1,006	800	800	800		0.00%
61223	OMERS	6,566	5,800	6,000	5,800		0.00%
61224	EHT	1,453	1,200	1,200	1,200		0.00%
61225	Group Benefits	8,016	7,400	7,000	7,400		0.00%
	<b>Total - Employee Benefits</b>	<b>21,674</b>	<b>18,800</b>	<b>18,700</b>	<b>18,900</b>	<b>100</b>	<b>0.53%</b>
	<b>Total Salaries and Benefits</b>	<b>95,902</b>	<b>78,700</b>	<b>81,300</b>	<b>79,200</b>	<b>500</b>	<b>0.64%</b>
<b>Other Expenditures</b>							
63041	Computer Purchases	172					0.00%
63052	Cellular	340	300	300	100	(200)	-66.67%
63060	Office & Charting Supplies	150					0.00%
63300	Staff Training and Development	81					0.00%
63310	Travel & Meal Expenses	1,883	1,700	800	1,500	(200)	-11.76%
64102	Professional & Consulting fees	67,817					0.00%
66042	Equip/Furniture Purchases	9,390	34,200		41,000	6,800	19.88%
66403	Maintenance of Buildings	94,332	171,800		293,300	121,500	70.72%
66550	Special Needs Resourcing	410	50,000		50,000		0.00%
66561	General Operating Grant	305,104	861,400	194,500	720,900	(140,500)	-16.31%
66706	Playroom Supplies	18,202	21,300		33,300	12,000	56.34%
	<b>Total - Other Expenditures</b>	<b>497,881</b>	<b>1,140,700</b>	<b>195,600</b>	<b>1,140,100</b>	<b>(600)</b>	<b>-0.05%</b>
	<b>TOTAL EXPENDITURE</b>	<b>593,783</b>	<b>1,219,400</b>	<b>276,900</b>	<b>1,219,300</b>	<b>(100)</b>	<b>-0.01%</b>
	<b>NET REQUIREMENT</b>	<b>(3)</b>					<b>0.00%</b>

The County of Grey  
**ELCC Funding**  
2021 Budget  
For the Twelve Months Ending  
December 31, 2020

Account	Description	2019 ACTUAL	2020 BUDGET	2020 YEAR END PROJECTION	2021 BUDGET	2021 BUDGET to 2020 BUDGET Variance \$	2021 BUDGET to 2020 BUDGET Variance %
<b>REVENUE</b>							
51100	Provincial Conditional Grant	(\$72,651)	(\$103,700)	(\$82,000)	(\$191,700)	(\$88,000)	84.86%
51108	Provincial Conditional Grant - PY Adju	1					0.00%
51126	Prov General Operating Grant	(65,291)	(420,300)		(332,400)	87,900	-20.91%
	<b>TOTAL REVENUE</b>	<b>(137,941)</b>	<b>(524,000)</b>	<b>(82,000)</b>	<b>(524,100)</b>	<b>(100)</b>	<b>0.02%</b>
<b>EXPENDITURE</b>							
<b>Salaries and Wages</b>							
61000	Salaries and Wages	34,107	32,800	34,200	33,100	300	0.91%
61003	Overtime Wages	42					0.00%
	<b>Total - Salaries &amp; Wages</b>	<b>34,149</b>	<b>32,800</b>	<b>34,200</b>	<b>33,100</b>	<b>300</b>	<b>0.91%</b>
<b>Employee Benefits</b>							
61220	CPP	1,525	1,400	1,500	1,600	200	14.29%
61221	EI	599	500	600	500		0.00%
61222	WSIB Premiums	463	400	500	500	100	25.00%
61223	OMERS	3,025	3,200	3,300	3,200		0.00%
61224	EHT	668	600	700	700	100	16.67%
61225	Group Benefits	3,728	4,000	5,200	4,000		0.00%
	<b>Total - Employee Benefits</b>	<b>10,008</b>	<b>10,100</b>	<b>11,800</b>	<b>10,500</b>	<b>400</b>	<b>3.96%</b>
	<b>Total Salaries and Benefits</b>	<b>44,157</b>	<b>42,900</b>	<b>46,000</b>	<b>43,600</b>	<b>700</b>	<b>1.63%</b>
<b>Other Expenditures</b>							
63041	Computer Purchases	93					0.00%
63052	Cellular	191	200	200	100	(100)	-50.00%
63060	Office & Charting Supplies	81					0.00%
63300	Staff Training and Development	44					0.00%
63310	Travel & Meal Expenses	1,043	900	400	800	(100)	-11.11%
66042	Equip/Furniture Purchases	748	3,900		18,800	14,900	382.05%
66403	Maintenance of Buildings	16,026	17,100		57,200	40,100	234.50%
66550	Special Needs Resourcing	12,875	21,500	8,900	21,500		0.00%
66561	General Operating Grant	52,868	420,300	26,500	332,400	(87,900)	-20.91%
66706	Playroom Supplies	9,816	17,200		49,700	32,500	188.95%
	<b>Total - Other Expenditures</b>	<b>93,785</b>	<b>481,100</b>	<b>36,000</b>	<b>480,500</b>	<b>(600)</b>	<b>-0.12%</b>
	<b>TOTAL EXPENDITURE</b>	<b>137,942</b>	<b>524,000</b>	<b>82,000</b>	<b>524,100</b>	<b>100</b>	<b>0.02%</b>
	<b>NET REQUIREMENT</b>	<b>1</b>					<b>0.00%</b>

*The County of Grey*  
**County Social Initiatives - 100% Municipal Funding**  
 2021 Budget  
 For the Twelve Months Ending  
 December 31, 2020

<u>Account</u>	<u>Description</u>	<u>2019 ACTUAL</u>	<u>2020 BUDGET</u>	<u>2020 YEAR END PROJECTION</u>	<u>2021 BUDGET</u>	<u>2021 BUDGET to 2020 BUDGET Variance \$</u>	<u>2021 BUDGET to 2020 BUDGET Variance %</u>
<b>REVENUE</b>							
49400	Transfer From Reserve		(\$6,000)	(\$6,000)	(\$6,000)		0.00%
	<b>TOTAL REVENUE</b>		<b>(6,000)</b>	<b>(6,000)</b>	<b>(6,000)</b>		<b>0.00%</b>
<b>EXPENDITURE</b>							
<b>Other Expenditures</b>							
66000	Payments to Indiv. & Organiz'	59,810	64,900	64,900	64,900		0.00%
66522	Supplies and Services	4,538	5,000	5,000	5,000		0.00%
66592	Recreation Program Subsidy	98,285	98,300	98,300	98,300		0.00%
66597	Children's Mental Health Counselling	97,715	97,700	97,700	97,700		0.00%
66601	Beaver Valley Outreach	8,000	8,000	8,000	8,000		0.00%
66602	Community Support	37,000	24,000	24,000	24,000		0.00%
	<b>Total - Other Expenditures</b>	<b>305,348</b>	<b>297,900</b>	<b>297,900</b>	<b>297,900</b>		<b>0.00%</b>
	<b>TOTAL EXPENDITURE</b>	<b>305,348</b>	<b>297,900</b>	<b>297,900</b>	<b>297,900</b>		<b>0.00%</b>
	<b>NET REQUIREMENT</b>	<b>305,348</b>	<b>291,900</b>	<b>291,900</b>	<b>291,900</b>		<b>0.00%</b>



**2021  
BUDGET BACKGROUND  
BREAKDOWN OF COUNTY SOCIAL INITIATIVES BUDGET**

ACCOUNT #	ACCOUNT NAME	2020 BUDGET	2021 BUDGET	AGENCY IN RECEIPT OF FUNDS
66522	Supplies and Services	5,000	5,000	Used to fund items OW Clients need that are not funded through Reg program. Eg: Car Seats, Cribs, etc.
66592	Recreation Program Subsidy	98,300	98,300	Provided to YMCA to fund children participating in recreational programs, such as swimming, hockey, soccer, baseball etc.
66597	Children's Mental Health Counselling	97,700	97,700	Payment to Keystone Services to help fund the WRAP program - counselling for school age children
66000	Payments to Individuals & Organizations	19,900	19,900	United Way 211 Program
		20,000	20,000	Funding to support the Community Drug & Alcohol Strategy Task Force
		20,000	20,000	Funding to support the Bruce Grey Poverty Task Force
		0	0	Good Neighbour Network
		5,000	5,000	Bruce Grey Data Information Sharing Collaborative
		<b>64,900</b>	<b>64,900</b>	
66601	Beaver Valley Outreach	8,000	8,000	Assists with Funding their Recreation Program, Homelessness Issues and Good Food Box
66602	Community Support	24,000	24,000	Funding to support Safe N' Sound
	<b>TOTALS</b>	<b>297,900</b>	<b>297,900</b>	

The County of Grey  
**Ontario Works Van Program**  
 2021 Budget  
 For the Twelve Months Ending  
 December 31, 2020

Account	Description	2019 ACTUAL	2020 BUDGET	2020 YEAR END PROJECTION	2021 BUDGET	2021 BUDGET to 2020 BUDGET Variance \$	2021 BUDGET to 2020 BUDGET Variance %
<b>REVENUE</b>							
51100	Provincial Conditional Grant	(\$164,285)	(\$170,400)	(\$124,400)	(\$119,400)	\$51,000	-29.93%
	<b>TOTAL REVENUE</b>	<b>(164,285)</b>	<b>(170,400)</b>	<b>(124,400)</b>	<b>(119,400)</b>	<b>51,000</b>	<b>-29.93%</b>
<b>EXPENDITURE</b>							
<b>Salaries and Wages</b>							
61000	Salaries and Wages	92,318	101,000	67,100	67,900	(33,100)	-32.77%
61003	Overtime Wages	12					0.00%
	<b>Total - Salaries &amp; Wages</b>	<b>92,330</b>	<b>101,000</b>	<b>67,100</b>	<b>67,900</b>	<b>(33,100)</b>	<b>-32.77%</b>
<b>Employee Benefits</b>							
61220	CPP	4,301	4,800	3,300	3,300	(1,500)	-31.25%
61221	EI	1,764	1,800	1,200	1,200	(600)	-33.33%
61222	WSIB Premiums	1,251	1,400	900	900	(500)	-35.71%
61223	OMERS	7,830	8,300	6,000	5,300	(3,000)	-36.14%
61224	EHT	1,807	2,000	1,300	1,300	(700)	-35.00%
61225	Group Benefits	15,992	16,100	11,900	12,400	(3,700)	-22.98%
61260	Service Awards	432					0.00%
	<b>Total - Employee Benefits</b>	<b>33,377</b>	<b>34,400</b>	<b>24,600</b>	<b>24,400</b>	<b>(10,000)</b>	<b>-29.07%</b>
	<b>Total Salaries and Benefits</b>	<b>125,707</b>	<b>135,400</b>	<b>91,700</b>	<b>92,300</b>	<b>(43,100)</b>	<b>-31.83%</b>
<b>Other Expenditures</b>							
63052	Cellular	1,549	3,600	2,300	1,000	(2,600)	-72.22%
63300	Staff Training and Development		300		300		0.00%
63310	Travel & Meal Expenses	841	1,100	400	800	(300)	-27.27%
63603	Vehicle Operations	21,186	15,000	15,000	10,000	(5,000)	-33.33%
67024	Interfunc. Vehicle Lease	15,000	15,000	15,000	15,000		0.00%
	<b>Total - Other Expenditures</b>	<b>38,576</b>	<b>35,000</b>	<b>32,700</b>	<b>27,100</b>	<b>(7,900)</b>	<b>-22.57%</b>
	<b>TOTAL EXPENDITURE</b>	<b>164,283</b>	<b>170,400</b>	<b>124,400</b>	<b>119,400</b>	<b>(51,000)</b>	<b>-29.93%</b>
	<b>NET REQUIREMENT</b>	<b>(2)</b>					<b>0.00%</b>



The County of Grey  
**Ontario Works Administration Capital**  
 2021 Budget  
 For the Twelve Months Ending  
 December 31, 2020

Account	Description	2019 ACTUAL	2020 BUDGET	2020 YEAR END PROJECTION	2021 BUDGET	2021 BUDGET to 2020 BUDGET Variance \$	2021 BUDGET to 2020 BUDGET Variance %
<b>REVENUE</b>							
49400	Transfer From Reserve	(\$38,020)	(\$75,100)	(\$50,200)	(\$8,500)	\$66,600	-88.68%
	<b>TOTAL REVENUE</b>	<b>(38,020)</b>	<b>(75,100)</b>	<b>(50,200)</b>	<b>(8,500)</b>	<b>66,600</b>	<b>-88.68%</b>
<b>EXPENDITURE</b>							
<b>Other Expenditures</b>							
63041	Computer Purchases	38,020	75,100	50,200	8,500	(66,600)	-88.68%
	<b>Total - Other Expenditures</b>	<b>38,020</b>	<b>75,100</b>	<b>50,200</b>	<b>8,500</b>	<b>(66,600)</b>	<b>-88.68%</b>
	<b>TOTAL EXPENDITURE</b>	<b>38,020</b>	<b>75,100</b>	<b>50,200</b>	<b>8,500</b>	<b>(66,600)</b>	<b>-88.68%</b>

*The County of Grey*  
**Children's Services Capital**  
 2021 Budget  
 For the Twelve Months Ending  
 December 31, 2020

Account	Description	2019 ACTUAL	2020 BUDGET	2020 YEAR END PROJECTION	2021 BUDGET	2021 BUDGET to 2020 BUDGET Variance \$	2021 BUDGET to 2020 BUDGET Variance %
<b>REVENUE</b>							
49400	Transfer From Reserve	(\$200,000)	(\$185,200)	(\$58,100)	(\$165,700)	\$19,500	-10.53%
51100	Provincial Conditional Grant			(27,200)			0.00%
51121	Provincial Conditional Grant One Time		(64,000)			64,000	-100.00%
	<b>TOTAL REVENUE</b>	<b>(200,000)</b>	<b>(249,200)</b>	<b>(85,300)</b>	<b>(165,700)</b>	<b>83,500</b>	<b>-33.51%</b>
<b>EXPENDITURE</b>							
<b>Other Expenditures</b>							
64020	Computer Support/Maintenance			27,200			0.00%
64410	Landscaping		54,200	58,100		(54,200)	-100.00%
64500	Buildings/Renovations		131,000		165,700	34,700	26.49%
66000	Payments to Indiv. & Organiz'		64,000			(64,000)	-100.00%
69100	Transfer to Reserves	244,350	44,800	44,800		(44,800)	-100.00%
	<b>Total - Other Expenditures</b>	<b>244,350</b>	<b>294,000</b>	<b>130,100</b>	<b>165,700</b>	<b>(128,300)</b>	<b>-43.64%</b>
	<b>TOTAL EXPENDITURE</b>	<b>244,350</b>	<b>294,000</b>	<b>130,100</b>	<b>165,700</b>	<b>(128,300)</b>	<b>-43.64%</b>
	<b>NET REQUIREMENT</b>	<b>44,350</b>	<b>44,800</b>	<b>44,800</b>		<b>(44,800)</b>	<b>-100.00%</b>

The County of Grey  
**Indigenous-Led Capital**  
 2021 Budget  
 For the Twelve Months Ending  
 December 31, 2020

Account	Description	2019 ACTUAL	2020 BUDGET	2020 YEAR END PROJECTION	2021 BUDGET	2021 BUDGET to 2020 BUDGET Variance \$	2021 BUDGET to 2020 BUDGET Variance %
<b>REVENUE</b>							
51100	Provincial Conditional Grant		(\$465,300)	(\$465,300)		\$465,300	-100.00%
	<b>TOTAL REVENUE</b>		<b>(465,300)</b>	<b>(465,300)</b>		<b>465,300</b>	<b>-100.00%</b>
<b>EXPENDITURE</b>							
<b>Other Expenditures</b>							
66000	Payments to Indiv. & Organiz'		465,300	465,300		(465,300)	-100.00%
	<b>Total - Other Expenditures</b>		<b>465,300</b>	<b>465,300</b>		<b>(465,300)</b>	<b>-100.00%</b>
	<b>TOTAL EXPENDITURE</b>		<b>465,300</b>	<b>465,300</b>		<b>(465,300)</b>	<b>-100.00%</b>

The County of Grey  
**EarlyON Dundalk Community Centre Capital**  
 2021 Budget  
 For the Twelve Months Ending  
 December 31, 2020

Account	Description	2019 ACTUAL	2020 BUDGET	2020 YEAR END PROJECTION	2021 BUDGET	2021 BUDGET to 2020 BUDGET Variance \$	2021 BUDGET to 2020 BUDGET Variance %
<b>REVENUE</b>							
51100	Provincial Conditional Grant	(\$311,991)		(\$5,400)			0.00%
	<b>TOTAL REVENUE</b>	<b>(311,991)</b>		<b>(5,400)</b>			<b>0.00%</b>
<b>EXPENDITURE</b>							
<b>Other Expenditures</b>							
64500	Buildings/Renovations	302,500					0.00%
66042	Equip/Furniture Purchases	9,491		5,400			0.00%
	<b>Total - Other Expenditures</b>	<b>311,991</b>		<b>5,400</b>			<b>0.00%</b>
	<b>TOTAL EXPENDITURE</b>	<b>311,991</b>		<b>5,400</b>			<b>0.00%</b>



**COUNTY OF GREY  
HOUSING  
2021 BUDGET NET DEPARTMENT REQUIREMENT SUMMARY**

**OPERATING SUMMARY**

	2019	2020		2021			Net Budget Change	
	Actual	Budgeted Levy	Year End Projection	Revenue	Budgeted Expenditure	Levy	2021 Budget vs 2020 Budget Variance \$	Variance %
Administration	\$763,230	\$774,800	\$576,900	(\$405,900)	\$1,245,100	\$839,200	\$64,400	8.31%
Total Property Recurring	\$2,642,113	\$2,697,000	\$2,601,900	(\$4,390,100)	\$7,109,000	\$2,718,900	\$21,900	0.81%
Rent Supplement Summary	(\$11,132)	\$0	\$0	(\$21,700)	\$21,700	\$0	\$0	0.00%
Social Housing Improvement Program	\$0	\$0	\$0	\$0	\$0	\$0	\$0	0.00%
Social Infrastructure Fund	\$0	\$0	\$0	\$0	\$0	\$0	\$0	0.00%
Investment in Affordable Housing	\$1,940	\$0	\$0	(\$261,300)	\$261,300	\$0	\$0	0.00%
Rental and Supportive	\$0	\$0	\$0	(\$90,800)	\$90,800	\$0	\$0	0.00%
Revolving Home Ownership Program	\$0	\$0	\$0	(\$75,000)	\$75,000	\$0	\$0	0.00%
Canada-Ontario Housing Benefit	\$0	\$0	\$0	(\$8,000)	\$8,000	\$0	\$0	0.00%
Pandemic COVID-19 Summary	\$0	\$0	\$0	(\$1,471,500)	\$1,471,500	\$0	\$0	0.00%
Non Profit Housing	\$2,194,373	\$2,311,500	\$2,285,300	(\$456,200)	\$2,765,900	\$2,309,700	(\$1,800)	-0.08%
Canada-Ontario Community Housing Initiative (COCHI)	\$0	\$0	\$0	(\$2,465,300)	\$2,465,300	\$0	\$0	0.00%
Ontario Priorities Housing Initiative (OPHI)	\$0	\$0	\$0	(\$1,332,600)	\$1,332,600	\$0	\$0	0.00%
Indigenous Housing Support Program (IHSP)	\$0	\$0	\$0	(\$72,000)	\$72,000	\$0	\$0	0.00%
Community Homelessness Prevention Initiative (CHPI)	\$0	\$0	\$0	(\$1,888,300)	\$1,888,300	\$0	\$0	0.00%
<b>Total Operating</b>	<b>\$5,590,524</b>	<b>\$5,783,300</b>	<b>\$5,464,100</b>	<b>(\$12,938,700)</b>	<b>\$18,806,500</b>	<b>\$5,867,800</b>	<b>\$84,500</b>	<b>1.46%</b>

**CAPITAL SUMMARY**

	2019	2020		2021			Net Budget Change	
	Actual	Budgeted Levy	Year End Projection	Revenue	Budgeted Expenditure	Levy	2021 Budget vs 2020 Budget Variance \$	Variance %
County Housing	\$1,494,616	\$1,396,900	\$1,396,900	(\$2,319,800)	\$3,744,600	\$1,424,800	\$27,900	2.00%
Affordable Housing Build	\$0	\$0	\$0	\$0	\$1,110,500	\$1,110,500	\$1,110,500	100.00%
<b>Total Capital</b>	<b>\$1,494,616</b>	<b>\$1,396,900</b>	<b>\$1,396,900</b>	<b>(\$2,319,800)</b>	<b>\$4,855,100</b>	<b>\$2,535,300</b>	<b>\$1,138,400</b>	<b>81.49%</b>



**COUNTY OF GREY  
HOUSING  
2021 BUDGET NET DEPARTMENT REQUIREMENT SUMMARY**

**OPERATING AND CAPITAL COMBINED SUMMARY**

	2019	2020		2021			Net Budget Change	
	Actual	Budgeted Levy	Year End Projection	Revenue	Budgeted Expenditure	Levy	2021 Budget vs 2020 Budget Variance \$	Variance %
Operating	\$5,590,524	\$5,783,300	\$5,464,100	(\$12,938,700)	\$18,806,500	\$5,867,800	\$84,500	1.46%
Capital	\$1,494,616	\$1,396,900	\$1,396,900	(\$2,319,800)	\$4,855,100	\$2,535,300	\$1,138,400	81.49%
Grand Total	<b>\$7,085,140</b>	<b>\$7,180,200</b>	<b>\$6,861,000</b>	<b>(\$15,258,500)</b>	<b>\$23,661,600</b>	<b>\$8,403,100</b>	<b>\$1,222,900</b>	<b>17.03%</b>

The County of Grey  
Grey County Housing  
Administration  
2021 Budget  
For the Twelve Months Ending  
December 31, 2020

Account	Description	2019 ACTUAL	2020 BUDGET	2020 YEAR END PROJECTION	2021 BUDGET	2021 BUDGET to 2020 BUDGET Variance \$	2021 BUDGET to 2020 BUDGET Variance %
<b>REVENUE</b>							
49300	Sale of Assets	(\$10)					0.00%
49400	Transfer From Reserve		(13,000)	(13,000)	(42,300)	(29,300)	225.38%
52000	Federal Conditional Grant	(399,890)	(401,300)	(401,300)	(363,600)	37,700	-9.39%
54060	Miscellaneous Receipts			(1,500)			0.00%
	<b>TOTAL REVENUE</b>	<b>(399,900)</b>	<b>(414,300)</b>	<b>(415,800)</b>	<b>(405,900)</b>	<b>8,400</b>	<b>-2.03%</b>
<b>EXPENDITURE</b>							
<b>Salaries and Wages</b>							
61000	Salaries and Wages	766,726	834,000	700,000	872,100	38,100	4.57%
61003	Overtime Wages	134		11,000			0.00%
61009	Salary Recoveries			(42,700)			0.00%
	<b>Total - Salaries &amp; Wages</b>	<b>766,860</b>	<b>834,000</b>	<b>668,300</b>	<b>872,100</b>	<b>38,100</b>	<b>4.57%</b>
<b>Employee Benefits</b>							
61220	CPP	27,264	31,500	29,500	35,500	4,000	12.70%
61221	EI	10,179	11,200	10,000	12,200	1,000	8.93%
61222	WSIB Premiums	9,395	10,500	8,500	11,200	700	6.67%
61223	OMERS	78,391	85,500	72,200	88,200	2,700	3.16%
61224	EHT	15,018	16,300	14,000	17,100	800	4.91%
61225	Group Benefits	83,718	93,400	82,300	97,800	4,400	4.71%
61228	Boot Allowance				1,800	1,800	100.00%
61260	Service Awards	248	200			(200)	-100.00%
	<b>Total - Employee Benefits</b>	<b>224,213</b>	<b>248,600</b>	<b>216,500</b>	<b>263,800</b>	<b>15,200</b>	<b>6.11%</b>
	<b>Total Salaries and Benefits</b>	<b>991,073</b>	<b>1,082,600</b>	<b>884,800</b>	<b>1,135,900</b>	<b>53,300</b>	<b>4.92%</b>
<b>Other Expenditures</b>							
63010	Association/Membership Fees	9,012	9,500	10,500	11,000	1,500	15.79%
63020	Computer Support/Maintenance	4,313	1,200	12,000	7,000	5,800	483.33%
63030	Copying & Printing	7,093	6,500	5,200	6,500		0.00%
63041	Computer Purchases	4,283	26,600	34,800	2,200	(24,400)	-91.73%
63042	Equip/Furniture Purchases	1,108	1,200	3,000	3,500	2,300	191.67%
63051	Telephone	(1,859)	7,600	10,500	10,500	2,900	38.16%
63052	Cellular	6,034	6,800	1,500	8,700	1,900	27.94%
63060	Office & Charting Supplies	5,115	4,200	6,000	4,000	(200)	-4.76%
63063	Postage/Courier/Freight	9,675	7,600	7,800	8,000	400	5.26%
63070	Other Materials & Services	991	1,000	1,000		(1,000)	-100.00%
63300	Staff Training and Development	3,192	7,500	4,000	4,500	(3,000)	-40.00%
63310	Travel & Meal Expenses	18,308	16,000	5,000	14,000	(2,000)	-12.50%
63320	Conferences	2,152	4,500		3,000	(1,500)	-33.33%
63531	Other Expenditure Recovery	(2,564)					0.00%
63603	Vehicle Operations		5,000	3,000	5,000		0.00%
64020	Computer Support/Maintenance	68,038	60,000	51,000	50,000	(10,000)	-16.67%
64027	Internet Network Services				66,600	66,600	100.00%
64100	Legal Fees	13,580	16,100	10,000	15,000	(1,100)	-6.83%
64102	Professional & Consulting fees	1,778		2,000			0.00%
65110	Insurance	122,834	120,000	141,000	141,000	21,000	17.50%
65203	Other Financial Expenses	48	200		200		0.00%
66000	Payments to Indiv. & Organiz'	9,177					0.00%
67000	Interfunc. Admin Charges		(57,100)	(62,500)	(111,800)	(54,700)	95.80%
67013	Interfunc. Audit Fees	11,240	11,500		11,500		0.00%
67014	Interfunc. IS Costs	27,100	33,400	33,400	31,600	(1,800)	-5.39%

The County of Grey  
Grey County Housing  
Administration  
2021 Budget  
For the Twelve Months Ending  
December 31, 2020

Account	Description	2019 ACTUAL	2020 BUDGET	2020 YEAR END PROJECTION	2021 BUDGET	2021 BUDGET to 2020 BUDGET Variance \$	2021 BUDGET to 2020 BUDGET Variance %
67025	Interfunc. CHPI Admin	(\$154,591)	(\$188,800)	(\$188,800)	(\$188,800)		0.00%
69100	Transfer to Reserves	6,000	6,000	6,000	6,000		0.00%
<b>Total - Other Expenditures</b>		<b>172,057</b>	<b>106,500</b>	<b>107,900</b>	<b>109,200</b>	<b>2,700</b>	<b>2.54%</b>
<b>TOTAL EXPENDITURE</b>		<b>1,163,130</b>	<b>1,189,100</b>	<b>992,700</b>	<b>1,245,100</b>	<b>56,000</b>	<b>4.71%</b>
<b>NET REQUIREMENT</b>		<b>763,230</b>	<b>774,800</b>	<b>576,900</b>	<b>839,200</b>	<b>64,400</b>	<b>8.31%</b>



The County of Grey  
Grey County Housing  
Total Property Recurring  
2021 Budget  
For the Twelve Months Ending  
December 31, 2020

Account	Description	2019 ACTUAL	2020 BUDGET	2020 YEAR END PROJECTION	2021 BUDGET	2021 BUDGET to 2020 BUDGET Variance \$	2021 BUDGET to 2020 BUDGET Variance %
<b>REVENUE</b>							
49300	Sale of Assets	(\$2,245)					0.00%
49400	Transfer From Reserve		(3,000)	(3,000)	(52,600)	(49,600)	1653.33%
52000	Federal Conditional Grant	(20,021)	(20,000)	(20,000)	(20,000)		0.00%
54035	Current Tenant Rent	(4,229,240)	(4,222,700)	(4,222,100)	(4,222,700)		0.00%
54036	Current Tenant Maint. Charge	(19,851)	(13,000)	(7,200)	(9,400)	3,600	-27.69%
54038	Rent Waivers	6,716	1,000	100	500	(500)	-50.00%
54065	Bad Debt Rent Recovery	(3,263)		(3,500)	(2,000)	(2,000)	100.00%
54067	Bad Debt Write Off	50,074	40,700	43,700	40,000	(700)	-1.72%
54070	Miscellaneous	(124,484)	(125,900)	(123,900)	(123,900)	2,000	-1.59%
	<b>TOTAL REVENUE</b>	<b>(4,342,314)</b>	<b>(4,342,900)</b>	<b>(4,339,900)</b>	<b>(4,390,100)</b>	<b>(47,200)</b>	<b>1.09%</b>
<b>EXPENDITURE</b>							
<b>Salaries and Wages</b>							
61000	Salaries and Wages	1,080,298	1,217,600	1,101,000	1,214,600	(3,000)	-0.25%
61003	Overtime Wages	2,361		4,800			0.00%
	<b>Total - Salaries &amp; Wages</b>	<b>1,082,659</b>	<b>1,217,600</b>	<b>1,105,800</b>	<b>1,214,600</b>	<b>(3,000)</b>	<b>-0.25%</b>
<b>Employee Benefits</b>							
61220	CPP	47,315	55,500	52,500	58,300	2,800	5.05%
61221	EI	18,092	19,500	19,000	19,400	(100)	-0.51%
61222	WSIB Premiums	14,735	16,500	14,800	16,300	(200)	-1.21%
61223	OMERS	101,798	115,100	104,000	114,000	(1,100)	-0.96%
61224	EHT	21,459	24,000	20,800	23,900	(100)	-0.42%
61225	Group Benefits	139,652	153,500	141,600	157,600	4,100	2.67%
61228	Boot Allowance	2,091	3,700	1,300	3,300	(400)	-10.81%
	<b>Total - Employee Benefits</b>	<b>345,142</b>	<b>387,800</b>	<b>354,000</b>	<b>392,800</b>	<b>5,000</b>	<b>1.29%</b>
	<b>Total Salaries and Benefits</b>	<b>1,427,801</b>	<b>1,605,400</b>	<b>1,459,800</b>	<b>1,607,400</b>	<b>2,000</b>	<b>0.12%</b>
<b>Other Expenditures</b>							
62210	Debt Interest Payments	159,260	132,900	132,900	103,900	(29,000)	-21.82%
62510	Mortgage Interest	60,005	52,700	52,700	44,600	(8,100)	-15.37%
63040	Equip/Furniture Maintenance			100			0.00%
63042	Equip/Furniture Purchases	16,569	7,100	9,300	6,400	(700)	-9.86%
63051	Telephone	55,499	51,400	57,300	54,400	3,000	5.84%
63052	Cellular	6,755	5,400	5,500	5,500	100	1.85%
63060	Office & Charting Supplies	96					0.00%
63070	Other Materials & Services	2,572	900	2,400	700	(200)	-22.22%
63300	Staff Training and Development	807	3,000		2,000	(1,000)	-33.33%
63310	Travel & Meal Expenses	32,270	35,400	36,800	36,000	600	1.69%
63403	Maintenance of Buildings	81,772	99,100	98,000	113,500	14,400	14.53%
63406	Pest Control Supplies			300			0.00%
63408	Tenant Relations/Recreation	2,178	3,000	2,300	3,000		0.00%
63424	Elevator Licenses & Inspect.	1,703	1,400	1,300	1,200	(200)	-14.29%
63441	Hydro/Water	832,459	807,700	825,500	846,900	39,200	4.85%
63442	Water/Sewage & Fire Protect.	456,591	462,400	469,600	455,200	(7,200)	-1.56%
63443	Gas & Propane	282,568	293,200	278,500	288,100	(5,100)	-1.74%
63444	Water Heaters/Leased Equipment	28,802	27,400	28,000	27,900	500	1.82%
63450	Maintenance of Equipment	339	1,300	1,200	1,400	100	7.69%
63702	Equipment Costs/Rentals	778		1,200	800	800	100.00%
64100	Legal Fees	5,851	3,900	1,700	700	(3,200)	-82.05%
64102	Professional & Consulting fees	648	3,600	4,500	2,900	(700)	-19.44%

The County of Grey  
**Grey County Housing**  
**Total Property Recurring**  
**2021 Budget**  
For the Twelve Months Ending  
December 31, 2020

Account	Description	2019	2020	2020	2021	2021 BUDGET to	2021 BUDGET to
		ACTUAL	BUDGET	YEAR END PROJECTION	BUDGET	2020 BUDGET	2020 BUDGET
						Variance \$	Variance %
64120	Purchased Service	\$3,628	\$15,000	\$7,300	\$27,000	\$12,000	80.00%
64400	Custodial Duties & Sec Tenant	67,905	83,500	92,000	82,500	(1,000)	-1.20%
64403	General Hdwr - Repairs & Supp.	252,389	220,000	196,800	244,000	24,000	10.91%
64406	Pest Control	16,624	37,800	20,300	30,800	(7,000)	-18.52%
64419	Waste Removal	75,990	66,100	84,000	74,900	8,800	13.31%
64423	Elevator Maintenance	32,252	40,200	44,500	33,200	(7,000)	-17.41%
64430	Emerg. Life Safety Syst. R & M	69,847	71,800	74,200	85,700	13,900	19.36%
64431	Electrical Repairs	71,390	47,100	68,300	52,500	5,400	11.46%
64450	Repairs to Ground Equip.	16,425	14,400	17,500	13,400	(1,000)	-6.94%
64459	Appliance Repairs Wash & Dry	37,463	36,500	28,800	35,700	(800)	-2.19%
64465	Plumbing Repairs	93,556	80,500	87,500	77,700	(2,800)	-3.48%
64467	Water Regulatory Mtce	34,800	34,000	31,000	31,000	(3,000)	-8.82%
64470	Heating Repairs	40,303	46,400	35,400	46,600	200	0.43%
64480	Painting Interior - tenants	97,154	53,400	64,100	57,700	4,300	8.05%
64485	Landscape Mtce. Contracts	34,666	64,900	44,700	106,800	41,900	64.56%
64486	Snow Removal	269,570	218,500	198,500	218,200	(300)	-0.14%
65200	Bank Charges		1,500		1,000	(500)	-33.33%
65300	Rent	1,200	1,100	1,300		(1,100)	-100.00%
66005	Payments Other Municipalities - Proper	1,400,381	1,421,400	1,455,500	1,482,000	60,600	4.26%
67000	Interfunc. Admin Charges	(14,173)					0.00%
68210	Debenture/Debt Principal Pmts.	494,639	452,300	452,200	415,800	(36,500)	-8.07%
68510	Mortgage Principal Payments	433,095	436,300	431,400	390,000	(46,300)	-10.61%
69100	Transfer to Reserves			37,600			0.00%
	<b>Total - Other Expenditures</b>	<b>5,556,626</b>	<b>5,434,500</b>	<b>5,482,000</b>	<b>5,501,600</b>	<b>67,100</b>	<b>1.23%</b>
	<b>TOTAL EXPENDITURE</b>	<b>6,984,427</b>	<b>7,039,900</b>	<b>6,941,800</b>	<b>7,109,000</b>	<b>69,100</b>	<b>0.98%</b>
	<b>NET REQUIREMENT</b>	<b>2,642,113</b>	<b>2,697,000</b>	<b>2,601,900</b>	<b>2,718,900</b>	<b>21,900</b>	<b>0.81%</b>

The County of Grey  
Grey County Housing  
Rent Supplement Summary Totals  
2021 Budget  
For the Twelve Months Ending  
December 31, 2020

Account	Description	2019 ACTUAL	2020 BUDGET	2020 YEAR END PROJECTION	2021 BUDGET	2021 BUDGET to 2020 BUDGET Variance \$	2021 BUDGET to 2020 BUDGET Variance %
<b>REVENUE</b>							
52000	Federal Conditional Grant	(\$25,612)	(\$25,300)	(\$25,300)	(\$21,700)	\$3,600	-14.23%
	<b>TOTAL REVENUE</b>	<b>(25,612)</b>	<b>(25,300)</b>	<b>(25,300)</b>	<b>(21,700)</b>	<b>3,600</b>	<b>-14.23%</b>
<b>EXPENDITURE</b>							
<b>Other Expenditures</b>							
65310	Rent Supplement	14,480	25,300	25,300	21,700	(3,600)	-14.23%
	<b>Total - Other Expenditures</b>	<b>14,480</b>	<b>25,300</b>	<b>25,300</b>	<b>21,700</b>	<b>(3,600)</b>	<b>-14.23%</b>
	<b>TOTAL EXPENDITURE</b>	<b>14,480</b>	<b>25,300</b>	<b>25,300</b>	<b>21,700</b>	<b>(3,600)</b>	<b>-14.23%</b>
	<b>NET REQUIREMENT</b>	<b>(11,132)</b>					<b>0.00%</b>

The County of Grey  
Grey County Housing  
Social Housing Improvement Program Summary (Operating)  
2021 Budget  
For the Twelve Months Ending  
December 31, 2020

Account	Description	2019 ACTUAL	2020 BUDGET	2020 YEAR END PROJECTION	2021 BUDGET	2021 BUDGET to 2020 BUDGET Variance \$	2021 BUDGET to 2020 BUDGET Variance %
<b>REVENUE</b>							
49400	Transfer From Reserve	(\$8,572)					0.00%
	<b>TOTAL REVENUE</b>	<b>(8,572)</b>					<b>0.00%</b>
<b>EXPENDITURE</b>							
<b>Other Expenditures</b>							
67000	Interfunc. Admin Charges	8,572					0.00%
	<b>Total - Other Expenditures</b>	<b>8,572</b>					<b>0.00%</b>
	<b>TOTAL EXPENDITURE</b>	<b>8,572</b>					<b>0.00%</b>

The County of Grey  
 Grey County Housing  
 Social Infrastructure Fund  
 2021 Budget  
 For the Twelve Months Ending  
 December 31, 2020

Account	Description	2019 ACTUAL	2020 BUDGET	2020 YEAR END PROJECTION	2021 BUDGET	2021 BUDGET to 2020 BUDGET Variance \$	2021 BUDGET to 2020 BUDGET Variance %
<b>REVENUE</b>							
51100	Provincial Conditional Grant	(\$445,601)					0.00%
	<b>TOTAL REVENUE</b>	<b>(445,601)</b>					<b>0.00%</b>
<b>EXPENDITURE</b>							
<b>Other Expenditures</b>							
66000	Payments to Indiv. & Organiz'	440,000					0.00%
67000	Interfunc. Admin Charges	5,601					0.00%
	<b>Total - Other Expenditures</b>	<b>445,601</b>					<b>0.00%</b>
	<b>TOTAL EXPENDITURE</b>	<b>445,601</b>					<b>0.00%</b>

The County of Grey  
**Grey County Housing**  
**Investment in Affordable Housing Summary**  
**2021 Budget**  
For the Twelve Months Ending  
December 31, 2020

Account	Description	2019 ACTUAL	2020 BUDGET	2020 YEAR END PROJECTION	2021 BUDGET	2021 BUDGET to 2020 BUDGET Variance \$	2021 BUDGET to 2020 BUDGET Variance %
<b>REVENUE</b>							
49400	Transfer From Reserve	(\$183,211)	(\$33,900)	(\$22,600)	(\$93,300)	(\$59,400)	175.22%
51100	Provincial Conditional Grant	(1,087,761)	(168,000)	(223,500)	(168,000)		0.00%
54060	Miscellaneous Receipts	(19,583)		(28,300)			0.00%
	<b>TOTAL REVENUE</b>	<b>(1,290,555)</b>	<b>(201,900)</b>	<b>(274,400)</b>	<b>(261,300)</b>	<b>(59,400)</b>	<b>29.42%</b>
<b>EXPENDITURE</b>							
<b>Salaries and Wages</b>							
61000	Salaries and Wages	51,584					0.00%
	<b>Total - Salaries &amp; Wages</b>	<b>51,584</b>					<b>0.00%</b>
<b>Employee Benefits</b>							
61220	CPP	2,463					0.00%
61221	EI	986					0.00%
61222	WSIB Premiums	699					0.00%
61223	OMERS	4,659					0.00%
61224	EHT	1,009					0.00%
61225	Group Benefits	6,246					0.00%
	<b>Total - Employee Benefits</b>	<b>16,062</b>					<b>0.00%</b>
	<b>Total Salaries and Benefits</b>	<b>67,646</b>					<b>0.00%</b>
<b>Other Expenditures</b>							
66000	Payments to Individ. & Organiz'	1,251,907	201,900	269,000	218,000	16,100	7.97%
67000	Interfunc. Admin Charges			5,400	43,300	43,300	100.00%
67025	Interfunc. CHPI Admin	(27,058)					0.00%
	<b>Total - Other Expenditures</b>	<b>1,224,849</b>	<b>201,900</b>	<b>274,400</b>	<b>261,300</b>	<b>59,400</b>	<b>29.42%</b>
	<b>TOTAL EXPENDITURE</b>	<b>1,292,495</b>	<b>201,900</b>	<b>274,400</b>	<b>261,300</b>	<b>59,400</b>	<b>29.42%</b>
	<b>NET REQUIREMENT</b>	<b>1,940</b>					<b>0.00%</b>

The County of Grey  
Grey County Housing  
Rental & Supportive  
2021 Budget  
For the Twelve Months Ending  
December 31, 2020

Account	Description	2019 ACTUAL	2020 BUDGET	2020 YEAR END PROJECTION	2021 BUDGET	2021 BUDGET to 2020 BUDGET Variance \$	2021 BUDGET to 2020 BUDGET Variance %
<b>REVENUE</b>							
52000	Federal Conditional Grant	(\$90,797)	(\$90,800)	(\$90,800)	(\$90,800)		0.00%
	<b>TOTAL REVENUE</b>	<b>(90,797)</b>	<b>(90,800)</b>	<b>(90,800)</b>	<b>(90,800)</b>		<b>0.00%</b>
<b>EXPENDITURE</b>							
<b>Other Expenditures</b>							
66000	Payments to Indiv. & Organiz'	90,797	90,800	90,800	90,800		0.00%
	<b>Total - Other Expenditures</b>	<b>90,797</b>	<b>90,800</b>	<b>90,800</b>	<b>90,800</b>		<b>0.00%</b>
	<b>TOTAL EXPENDITURE</b>	<b>90,797</b>	<b>90,800</b>	<b>90,800</b>	<b>90,800</b>		<b>0.00%</b>

The County of Grey  
Grey County Housing  
Revolving Home Ownership Program  
2021 Budget  
For the Twelve Months Ending  
December 31, 2020

Account	Description	2019 ACTUAL	2020 BUDGET	2020 YEAR END PROJECTION	2021 BUDGET	2021 BUDGET to 2020 BUDGET Variance \$	2021 BUDGET to 2020 BUDGET Variance %
<b>REVENUE</b>							
49400	Transfer From Reserve		(\$50,000)		(\$75,000)	(\$25,000)	50.00%
54060	Miscellaneous Receipts	(92,508)		(225,000)			0.00%
	<b>TOTAL REVENUE</b>	<b>(92,508)</b>	<b>(50,000)</b>	<b>(225,000)</b>	<b>(75,000)</b>	<b>(25,000)</b>	<b>50.00%</b>
<b>EXPENDITURE</b>							
<b>Other Expenditures</b>							
66000	Payments to Indiv. & Organiz'	92,345	50,000	225,000	75,000	25,000	50.00%
69100	Transfer to Reserves	163					0.00%
	<b>Total - Other Expenditures</b>	<b>92,508</b>	<b>50,000</b>	<b>225,000</b>	<b>75,000</b>	<b>25,000</b>	<b>50.00%</b>
	<b>TOTAL EXPENDITURE</b>	<b>92,508</b>	<b>50,000</b>	<b>225,000</b>	<b>75,000</b>	<b>25,000</b>	<b>50.00%</b>



The County of Grey  
 Grey County Housing  
 Canada-Ontario Housing Benefit  
 2021 Budget  
 For the Twelve Months Ending  
 December 31, 2020

Account	Description	2019 ACTUAL	2020 BUDGET	2020 YEAR END PROJECTION	2021 BUDGET	2021 BUDGET to 2020 BUDGET Variance \$	2021 BUDGET to 2020 BUDGET Variance %
<b>REVENUE</b>							
49400	Transfer From Reserve				(\$8,000)	(\$8,000)	100.00%
51100	Provincial Conditional Grant			(8,000)			0.00%
	<b>TOTAL REVENUE</b>			<b>(8,000)</b>	<b>(8,000)</b>	<b>(8,000)</b>	<b>100.00%</b>
<b>EXPENDITURE</b>							
<b>Other Expenditures</b>							
67000	Interfunc. Admin Charges				8,000	8,000	100.00%
69100	Transfer to Reserves			8,000			0.00%
	<b>Total - Other Expenditures</b>			<b>8,000</b>	<b>8,000</b>	<b>8,000</b>	<b>100.00%</b>
	<b>TOTAL EXPENDITURE</b>			<b>8,000</b>	<b>8,000</b>	<b>8,000</b>	<b>100.00%</b>

The County of Grey  
 Grey County Housing  
 COVID-19 Pandemic Summary  
 2021 Budget  
 For the Twelve Months Ending  
 December 31, 2020

Account	Description	2019 ACTUAL	2020 BUDGET	2020 YEAR END PROJECTION	2021 BUDGET	2021 BUDGET to 2020 BUDGET Variance \$	2021 BUDGET to 2020 BUDGET Variance %
<b>REVENUE</b>							
49400	Transfer From Reserve				(\$100,000)	(\$100,000)	100.00%
51100	Provincial Conditional Grant			(1,734,700)	(578,200)	(578,200)	100.00%
51131	Provincial Pandemic ER Grant				(793,300)	(793,300)	100.00%
51132	Provincial Pandemic Pay Grant			(46,100)			0.00%
	<b>TOTAL REVENUE</b>			<b>(1,780,800)</b>	<b>(1,471,500)</b>	<b>(1,471,500)</b>	<b>100.00%</b>
<b>EXPENDITURE</b>							
<b>Salaries and Wages</b>							
61000	Salaries and Wages			12,000			0.00%
	<b>Total - Salaries &amp; Wages</b>			<b>12,000</b>			<b>0.00%</b>
<b>Employee Benefits</b>							
61220	CPP			600			0.00%
61221	EI			200			0.00%
61222	WSIB Premiums			200			0.00%
61223	OMERS			1,100			0.00%
61224	EHT			200			0.00%
61225	Group Benefits			1,800			0.00%
	<b>Total - Employee Benefits</b>			<b>4,100</b>			<b>0.00%</b>
	<b>Total Salaries and Benefits</b>			<b>16,100</b>			<b>0.00%</b>
<b>Other Expenditures</b>							
63310	Travel & Meal Expenses			500			0.00%
63803	Pandemic Supplies			55,000	25,000	25,000	100.00%
64803	Pandemic Contracted Services			40,000	48,000	48,000	100.00%
66000	Payments to Indiv. & Organiz'				595,000	595,000	100.00%
66602	Community Support			1,642,000	585,200	585,200	100.00%
66615	Utility Arrears			5,000	84,500	84,500	100.00%
66618	Rental Arrears			20,000	110,000	110,000	100.00%
67000	Interfunc. Admin Charges			2,200	23,800	23,800	100.00%
	<b>Total - Other Expenditures</b>			<b>1,764,700</b>	<b>1,471,500</b>	<b>1,471,500</b>	<b>100.00%</b>
	<b>TOTAL EXPENDITURE</b>			<b>1,780,800</b>	<b>1,471,500</b>	<b>1,471,500</b>	<b>100.00%</b>

The County of Grey  
Grey County Housing  
Non Profit Housing  
2021 Budget  
For the Twelve Months Ending  
December 31, 2020

Account	Description	2019 ACTUAL	2020 BUDGET	2020 YEAR END PROJECTION	2021 BUDGET	2021 BUDGET to 2020 BUDGET Variance \$	2021 BUDGET to 2020 BUDGET Variance %
<b>REVENUE</b>							
52000	Federal Conditional Grant	(\$498,940)	(\$495,400)	(\$495,400)	(\$456,200)	\$39,200	-7.91%
	<b>TOTAL REVENUE</b>	<b>(498,940)</b>	<b>(495,400)</b>	<b>(495,400)</b>	<b>(456,200)</b>	<b>39,200</b>	<b>-7.91%</b>
<b>EXPENDITURE</b>							
<b>Other Expenditures</b>							
66000	Payments to Indiv. & Organiz'	2,693,313	2,806,900	2,780,700	2,765,900	(41,000)	-1.46%
	<b>Total - Other Expenditures</b>	<b>2,693,313</b>	<b>2,806,900</b>	<b>2,780,700</b>	<b>2,765,900</b>	<b>(41,000)</b>	<b>-1.46%</b>
	<b>TOTAL EXPENDITURE</b>	<b>2,693,313</b>	<b>2,806,900</b>	<b>2,780,700</b>	<b>2,765,900</b>	<b>(41,000)</b>	<b>-1.46%</b>
	<b>NET REQUIREMENT</b>	<b>2,194,373</b>	<b>2,311,500</b>	<b>2,285,300</b>	<b>2,309,700</b>	<b>(1,800)</b>	<b>-0.08%</b>



**COUNTY OF GREY  
NON PROFIT HOUSING  
2021 BUDGET NET DEPARTMENT REQUIREMENT SUMMARY  
OPERATING SUMMARY**

	2019	2020		2021			Net Budget Change	
	Actual	Budgeted Levy	Year End Projection	Revenue	Budgeted Expenditure	Levy	2021 Budget vs 2020 Budget Variance \$	Variance %
Federal Conditional Grant	(\$498,940)	(\$495,400)	(\$495,400)	(\$456,200)	\$0	(\$456,200)	\$39,200	-7.91%
Garafraxa Non Profit Homes Inc. *	\$152,676	\$186,347	\$186,300	\$0	\$182,100	\$182,100	(\$4,247)	-2.28%
Lutheran Social Services (Hanover)	\$311,885	\$306,054	\$310,000	\$0	\$303,000	\$303,000	(\$3,054)	-1.00%
Lutheran Social Services (Owen Sound)	\$402,867	\$439,180	\$439,200	\$0	\$427,900	\$427,900	(\$11,280)	-2.57%
Maam-Wiim-Win Native Homes Corp	\$126,397	\$130,136	\$130,100	\$0	\$126,500	\$126,500	(\$3,636)	-2.79%
Neustadt Hillside Manor Senior Housing	\$191,663	\$205,489	\$200,000	\$0	\$187,200	\$187,200	(\$18,289)	-8.90%
O.S. Branch 6 Legion Non Profit	\$147,532	\$143,607	\$143,600	\$0	\$143,000	\$143,000	(\$607)	-0.42%
O.S. Municipal Non Profit Housing	\$1,049,922	\$1,062,018	\$1,037,400	\$0	\$1,073,100	\$1,073,100	\$11,082	1.04%
Rockcliffe Seniors Complex	\$120,810	\$137,203	\$137,200	\$0	\$127,300	\$127,300	(\$9,903)	-7.22%
Women's Centre (Grey Bruce)	\$189,561	\$196,866	\$196,900	\$0	\$195,800	\$195,800	(\$1,066)	-0.54%
<b>Total Operating</b>	<b>\$2,194,373</b>	<b>\$2,311,500</b>	<b>\$2,285,300</b>	<b>(\$456,200)</b>	<b>\$2,765,900</b>	<b>\$2,309,700</b>	<b>(\$1,800)</b>	<b>-0.08%</b>

The County of Grey  
Grey County Housing  
CM - COCHI Summary  
2021 Budget  
For the Twelve Months Ending  
December 31, 2020

Account	Description	2019 ACTUAL	2020 BUDGET	2020 YEAR END PROJECTION	2021 BUDGET	2021 BUDGET to 2020 BUDGET Variance \$	2021 BUDGET to 2020 BUDGET Variance %
<b>REVENUE</b>							
49400	Transfer From Reserve				(\$1,300)	(\$1,300)	100.00%
51100	Provincial Conditional Grant	(10,361)	(4,715,300)	(2,370,100)	(2,464,000)	2,251,300	-47.74%
	<b>TOTAL REVENUE</b>	<b>(10,361)</b>	<b>(4,715,300)</b>	<b>(2,370,100)</b>	<b>(2,465,300)</b>	<b>2,250,000</b>	<b>-47.72%</b>
<b>EXPENDITURE</b>							
<b>Other Expenditures</b>							
66000	Payments to Indiv. & Organiz'	10,096	4,713,100	2,369,000	2,457,800	(2,255,300)	-47.85%
67000	Interfunc. Admin Charges		2,200		7,500	5,300	240.91%
69100	Transfer to Reserves	266		1,100			0.00%
	<b>Total - Other Expenditures</b>	<b>10,362</b>	<b>4,715,300</b>	<b>2,370,100</b>	<b>2,465,300</b>	<b>(2,250,000)</b>	<b>-47.72%</b>
	<b>TOTAL EXPENDITURE</b>	<b>10,362</b>	<b>4,715,300</b>	<b>2,370,100</b>	<b>2,465,300</b>	<b>(2,250,000)</b>	<b>-47.72%</b>
	<b>NET REQUIREMENT</b>	<b>1</b>					<b>0.00%</b>

The County of Grey  
 Grey County Housing  
 OH - OPHI Ontario Priorities Housing Initiative Summary  
 2021 Budget  
 For the Twelve Months Ending  
 December 31, 2020

Account	Description	2019 ACTUAL	2020 BUDGET	2020 YEAR END PROJECTION	2021 BUDGET	2021 BUDGET to 2020 BUDGET Variance \$	2021 BUDGET to 2020 BUDGET Variance %
<b>REVENUE</b>							
49400	Transfer From Reserve			(\$41,200)			0.00%
51100	Provincial Conditional Grant	(41,194)	(1,591,800)	(762,700)	(1,332,600)	259,200	-16.28%
	<b>TOTAL REVENUE</b>	<b>(41,194)</b>	<b>(1,591,800)</b>	<b>(803,900)</b>	<b>(1,332,600)</b>	<b>259,200</b>	<b>-16.28%</b>
<b>EXPENDITURE</b>							
<b>Other Expenditures</b>							
66000	Payments to Indiv. & Organiz'		1,536,900	749,000	1,303,400	(233,500)	-15.19%
67000	Interfunc. Admin Charges		54,900	54,900	29,200	(25,700)	-46.81%
69100	Transfer to Reserves	41,194					0.00%
	<b>Total - Other Expenditures</b>	<b>41,194</b>	<b>1,591,800</b>	<b>803,900</b>	<b>1,332,600</b>	<b>(259,200)</b>	<b>-16.28%</b>
	<b>TOTAL EXPENDITURE</b>	<b>41,194</b>	<b>1,591,800</b>	<b>803,900</b>	<b>1,332,600</b>	<b>(259,200)</b>	<b>-16.28%</b>

The County of Grey  
 Grey County Housing  
 Indigenous Housing Support Program  
 2021 Budget  
 For the Twelve Months Ending  
 December 31, 2020

Account	Description	2019 ACTUAL	2020 BUDGET	2020 YEAR END PROJECTION	2021 BUDGET	2021 BUDGET to 2020 BUDGET Variance \$	2021 BUDGET to 2020 BUDGET Variance %
<b>REVENUE</b>							
51100	Provincial Conditional Grant		(\$72,000)		(\$72,000)		0.00%
54060	Miscellaneous Receipts			(40,000)			0.00%
	<b>TOTAL REVENUE</b>		<b>(72,000)</b>	<b>(40,000)</b>	<b>(72,000)</b>		<b>0.00%</b>
<b>EXPENDITURE</b>							
<b>Other Expenditures</b>							
66000	Payments to Indiv. & Organiz'		72,000	40,000	72,000		0.00%
	<b>Total - Other Expenditures</b>		<b>72,000</b>	<b>40,000</b>	<b>72,000</b>		<b>0.00%</b>
	<b>TOTAL EXPENDITURE</b>		<b>72,000</b>	<b>40,000</b>	<b>72,000</b>		<b>0.00%</b>

The County of Grey  
**Grey County Housing**  
**Community Homelessness Prevention (CHPI)**  
**2021 Budget**  
For the Twelve Months Ending  
December 31, 2020

Account	Description	2019 ACTUAL	2020 BUDGET	2020 YEAR END PROJECTION	2021 BUDGET	2021 BUDGET to 2020 BUDGET Variance \$	2021 BUDGET to 2020 BUDGET Variance %
<b>REVENUE</b>							
51100	Provincial Conditional Grant	(\$1,778,423)	(\$1,888,300)	(\$1,888,300)	(\$1,888,300)		0.00%
	<b>TOTAL REVENUE</b>	<b>(1,778,423)</b>	<b>(1,888,300)</b>	<b>(1,888,300)</b>	<b>(1,888,300)</b>		<b>0.00%</b>
<b>EXPENDITURE</b>							
<b>Salaries and Wages</b>							
61000	Salaries and Wages				62,800	62,800	100.00%
	<b>Total - Salaries &amp; Wages</b>				<b>62,800</b>	<b>62,800</b>	<b>100.00%</b>
<b>Employee Benefits</b>							
61220	CPP				3,200	3,200	100.00%
61221	EI				1,000	1,000	100.00%
61222	WSIB Premiums				900	900	100.00%
61223	OMERS				5,700	5,700	100.00%
61224	EHT				1,200	1,200	100.00%
61225	Group Benefits				8,500	8,500	100.00%
	<b>Total - Employee Benefits</b>				<b>20,500</b>	<b>20,500</b>	<b>100.00%</b>
	<b>Total Salaries and Benefits</b>				<b>83,300</b>	<b>83,300</b>	<b>100.00%</b>
<b>Other Expenditures</b>							
66450	Maintenance of Equipment	901	2,200	600	2,200		0.00%
66504	Hostels	600,497	640,000	640,000	640,000		0.00%
66507	Emergency Hostels	110,156	110,000	109,000	110,000		0.00%
66522	Supplies and Services		1,400	2,500	1,400		0.00%
66600	Homelessness Initiative	141,171	139,200	139,200	139,200		0.00%
66602	Community Support	145,274	119,700	119,700	120,000	300	0.25%
66603	Community/Homeless Outreach	87,950	150,600	342,000	67,000	(83,600)	-55.51%
66615	Utility Arrears	106,436	142,600	50,000	142,600		0.00%
66616	Beds & Appliances	41,270	36,300	30,000	36,300		0.00%
66617	Utility Cost/Deposits	6,297	4,600	4,500	4,600		0.00%
66618	Rental Arrears	87,103	112,900	64,000	112,900		0.00%
66619	Moving Costs	7,803	15,100	5,000	15,100		0.00%
66620	Last Month's Rent	261,444	222,800	191,000	222,800		0.00%
66621	Pest Control Supplies	473	2,100	2,000	2,100		0.00%
67025	Interfunc. CHPI Admin	181,649	188,800	188,800	188,800		0.00%
	<b>Total - Other Expenditures</b>	<b>1,778,424</b>	<b>1,888,300</b>	<b>1,888,300</b>	<b>1,805,000</b>	<b>(83,300)</b>	<b>-4.41%</b>
	<b>TOTAL EXPENDITURE</b>	<b>1,778,424</b>	<b>1,888,300</b>	<b>1,888,300</b>	<b>1,888,300</b>		<b>0.00%</b>
	<b>NET REQUIREMENT</b>	<b>1</b>					<b>0.00%</b>



The County of Grey  
**Grey County Housing**  
**Grey County Housing Capital Summary**  
**2021 Budget**  
For the Twelve Months Ending  
December 31, 2020

Account	Description	2019 ACTUAL	2020 BUDGET	2020 YEAR END PROJECTION	2021 BUDGET	2021 BUDGET to 2020 BUDGET Variance \$	2021 BUDGET to 2020 BUDGET Variance %
<b>REVENUE</b>							
49300	Sale of Assets	(\$23)					0.00%
49400	Transfer From Reserve	(323,276)	(1,929,800)	(1,929,800)	(2,319,800)	(390,000)	20.21%
51100	Provincial Conditional Grant	(886,691)					0.00%
<b>TOTAL REVENUE</b>		<b>(1,209,990)</b>	<b>(1,929,800)</b>	<b>(1,929,800)</b>	<b>(2,319,800)</b>	<b>(390,000)</b>	<b>20.21%</b>
<b>EXPENDITURE</b>							
<b>Other Expenditures</b>							
63042	Equip/Furniture Purchases	110,901	225,000	225,000	91,400	(133,600)	-59.38%
64102	Professional & Consulting fees	10,526	196,500	196,500	147,200	(49,300)	-25.09%
64403	General Hdwr - Repairs & Supp.	1,038,457	839,400	839,400	744,400	(95,000)	-11.32%
64407	Kitchen & Bath Renovation	29,611	550,000	550,000	550,000		0.00%
64421	Roofing Soffit, Fascia & Eaves	410,662	610,000	610,000	685,000	75,000	12.30%
64428	Fire Damage	11,280					0.00%
64429	Site Maintenance	28,696	470,000	470,000	501,000	31,000	6.60%
64467	Water Regulatory Mtce	5,758	10,000	10,000	5,000	(5,000)	-50.00%
64471	Air Make Up Systems Repairs	5,902	345,000	345,000	195,000	(150,000)	-43.48%
64480	Painting Interior - tenants	13,865	25,500	25,500	26,000	500	1.96%
64482	Painting Exterior		10,000	10,000	10,000		0.00%
64485	Landscape Mtce. Contracts		45,000	45,000	70,000	25,000	55.56%
64500	Buildings/Renovations	137,376					0.00%
67002	Interfunc. Equip Operations				8,000	8,000	100.00%
69100	Transfer to Reserves	901,572	300	300	711,600	711,300	237100.00%
<b>Total - Other Expenditures</b>		<b>2,704,606</b>	<b>3,326,700</b>	<b>3,326,700</b>	<b>3,744,600</b>	<b>417,900</b>	<b>12.56%</b>
<b>TOTAL EXPENDITURE</b>		<b>2,704,606</b>	<b>3,326,700</b>	<b>3,326,700</b>	<b>3,744,600</b>	<b>417,900</b>	<b>12.56%</b>
<b>NET REQUIREMENT</b>		<b>1,494,616</b>	<b>1,396,900</b>	<b>1,396,900</b>	<b>1,424,800</b>	<b>27,900</b>	<b>2.00%</b>

Project details on following page

SUMMARY OF TEN YEAR CAPITAL & EXTRA-ORDINARY EXPENDITURES

Housing

		2021-2030 Ten Year Capital & Extra-Ordinary Expenditures										
PROJECT	2020 Approved Budget	2021	2022	2023	2024	2025	2026	2027	2028	2029	2030	TOTAL
Building cycle replacements	3,326,400	3,033,000	1,692,000	1,565,200	1,577,500	1,958,500	1,245,500	1,480,200	1,214,800	1,156,300	1,397,000	16,320,000
GROSS TOTAL	3,326,400	3,033,000	1,692,000	1,565,200	1,577,500	1,958,500	1,245,500	1,480,200	1,214,800	1,156,300	1,397,000	16,320,000
Add: Transfer to Reserve - Housing General Capital Reserve	300	711,600	-	2,200	23,100	-	414,500	196,300	571,800	663,000	305,700	2,888,200
Less: Transfer from Reserve - Housing Capital	(1,509,800)	(1,899,800)	-	-	(28,600)	(396,300)	(87,000)	-	-	-	-	(2,411,700)
Less: Transfer from Reserve - Golden Town	(420,000)	(420,000)	(238,700)	(85,000)	(60,000)	(20,000)	-	(72,000)	(150,000)	(150,000)	-	(1,195,700)
NET LEVY REQUIREMENTS	1,396,900	1,424,800	1,453,300	1,482,400	1,512,000	1,542,200	1,573,000	1,604,500	1,636,600	1,669,300	1,702,700	15,600,800

No.	Location	Address	Description of Work	2021							Totals
2021 Project Request											
1	General		Appliance Replacement	40,800							40,800
2	General		Building Condition Assessment	102,200						*	143,000
3	General		Common Room Furniture	30,000							173,000
4	General		Consulting Fees	45,000							218,000
5	General		Duty to Accommodate Requests	15,000							233,000
6	Owen Sound	Alpha Street	Exterior Painting/Siding	10,000							243,000
7	General	Family Units	Family Unit Renovations (at vacancy)	104,000							347,000
8	General		Fire Panel Replacements	10,400							357,400
9	General		Hot Water Tank Replacements	15,000							372,400
10	Meaford	80 Victoria Street	Landscaping	10,000						**	382,400
11	Owen Sound	Alpha Street	Landscaping	40,000						****	422,400
12	Owen Sound	16th Street Family Units	Landscaping	20,000							442,400
13	General		Painting	26,000							468,400
14	General		Site Improvements	81,000							549,400
15	General		Technology (Security Cameras, FOBs)	15,600							565,000
16	Hanover	Family Units	Exterior Window & Door Replacements	80,000							645,000
17	Dundalk	40 Artemesia St	Retaining Wall	20,000							665,000
18	Chatsworth	50 McNab Street	Roof Replacement	150,000						***	815,000
19	Markdale	100 Margaret Elizabeth St	Roof Replacement & Eavestrough	100,000							915,000
20	Owen Sound	Westmount Family Units	Roof Replacements	25,000							940,000
21	General		Vehicle	8,000							948,000
22	Owen Sound	Alpha Street	Video Security	5,000							953,000
23	Flesherton and Holstein		Water System Upgrades	5,000							958,000

No.	Location	Address	Description of Work	2021						Totals
2020 Projects Carried Forward:										
24	Hanover	481 11th Street	Air Make Up Replacement	50,000					*	1,008,000
25	Markdale	41 Mark Street	Air Make Up System	30,000					*	1,038,000
26	Meaford	159 Parker Street	Air Make Up System	55,000					*	1,093,000
27	Owen Sound	305 14th Street West	Air Make Up Replacement	60,000					*	1,153,000
28	Meaford	157 Nelson Street	Asphalt Replacement	30,000					*	1,183,000
29	Durham	315 Bruce Street	Bath Rebuilds	90,000					*	1,273,000
30	Owen Sound	248 7th Avenue East	Concrete Patio and Privacy Screens	25,000					*	1,298,000
31	Dundalk	40 Artemesia Street	Exterior Door Replacements	25,000					*	1,323,000
32	Durham	208 Queen Street	Exterior Doors and Suite Doors	75,000					*	1,398,000
33	Meaford	Family Units	Exterior Door Replacements	25,000					*	1,423,000
34	Meaford	157 Nelson Street	Exterior Doors/Front Entrance	35,000					*	1,458,000
35	Owen Sound	650 4th Street "A" East	Kitchen Rebuilds	400,000					*	1,858,000
36	Flesherton	43 Hill Street	Kitchen Rebuilds	60,000					*	1,918,000
37	Chatsworth	50 McNab Street	Parking Lot	35,000					*	1,953,000
38	Durham	248 Queen Street	Parking Lot	20,000					*	1,973,000
39	Hanover	481 11th Street	Parking Lot	20,000					*	1,993,000
40	Hanover	250 12th Avenue	Parking Lot	30,000					*	2,023,000
41	Meaford	80 Victoria Street	Parking Lot	150,000					**	2,173,000
42	Thornbury	81 Bruce Street	Parking Lot	90,000					*	2,263,000
43	Hanover	250 12th Avenue	Roof Replacement and Eavestrough	150,000					*	2,413,000
44	Markdale	99 Argyle Street	Roof Replacement and Eavestrough	100,000					*	2,513,000
45	Meaford	159 Parker Street	Roof Replacement	150,000					*	2,663,000
46	Flesherton	43 Hill Street	Siding	10,000					*	2,673,000
47	Owen Sound	305 14th Street West	Suite Door Lock Replacement	100,000					*	2,773,000
48	Meaford	121 William Street	Window Replacement	40,000					**	2,813,000
49	Meaford	80 Victoria Street	Window Replacement	220,000					**	3,033,000
* From Housing General Capital Reserve										
** From Golden Town Reserve										
*** \$112,600 from Housing General Capital Reserve										
**** \$20,000 from Housing General Capital Reserve										
Total Building cycle replacements										3,033,000

The County of Grey  
 Grey County Housing  
 Affordable Housing Builds Summary  
 2021 Budget  
 For the Twelve Months Ending  
 December 31, 2020

Account	Description	2019 ACTUAL	2020 BUDGET	2020 YEAR END PROJECTION	2021 BUDGET	2021 BUDGET to 2020 BUDGET Variance \$	2021 BUDGET to 2020 BUDGET Variance %
<b>EXPENDITURE</b>							
	<b>Other Expenditures</b>						
69100	Transfer to Reserves				\$1,110,500	\$1,110,500	100.00%
	<b>Total - Other Expenditures</b>				<b>1,110,500</b>	<b>1,110,500</b>	<b>100.00%</b>
	<b>TOTAL EXPENDITURE</b>				<b>1,110,500</b>	<b>1,110,500</b>	<b>100.00%</b>
	<b>NET REQUIREMENT</b>				<b>1,110,500</b>	<b>1,110,500</b>	<b>100.00%</b>



**COUNTY OF GREY  
LONG TERM CARE  
2021 BUDGET NET DEPARTMENT REQUIREMENT SUMMARY**

**OPERATING SUMMARY**

	2019	2020		2021			Net Budget Change	
	Actual	Budgeted Levy	Year End Projection	Revenue	Budgeted Expenditure	Levy	2021 Budget vs 2020 Budget Variance \$	Variance %
Long Term Care-Administration	\$0	\$0	\$0	(\$10,000)	\$10,000	\$0	\$0	0.00%
Grey Gables	\$1,309,157	\$1,421,300	\$1,306,000	(\$5,893,800)	\$7,472,300	\$1,578,500	\$157,200	11.06%
Lee Manor	\$1,698,599	\$1,880,000	\$1,849,300	(\$12,694,000)	\$14,618,800	\$1,924,800	\$44,800	2.38%
Rockwood Terrace	\$1,125,816	\$1,613,600	\$1,559,100	(\$8,265,600)	\$10,036,900	\$1,771,300	\$157,700	9.77%
Long Term Care Redevelopment	\$0	\$0	\$0	\$0	\$0	\$0	\$0	0.00%
<b>Total Operating</b>	<b>\$4,133,572</b>	<b>\$4,914,900</b>	<b>\$4,714,400</b>	<b>(\$26,863,400)</b>	<b>\$32,138,000</b>	<b>\$5,274,600</b>	<b>\$359,700</b>	<b>7.32%</b>

**CAPITAL SUMMARY**

	2019	2020		2021			Net Budget Change	
	Actual	Budgeted Levy	Year End Projection	Revenue	Budgeted Expenditure	Levy	2021 Budget vs 2020 Budget Variance \$	Variance %
Long Term Care-Administration	\$0	\$0	\$0	\$0	\$0	\$0	\$0	0.00%
Grey Gables	\$248,459	\$287,500	\$287,500	(\$369,200)	\$662,500	\$293,300	\$5,800	2.02%
Lee Manor	\$220,907	\$223,500	\$223,500	(\$1,470,600)	\$1,698,600	\$228,000	\$4,500	2.01%
Rockwood Terrace	\$301,065	\$295,800	\$295,800	(\$414,500)	\$716,200	\$301,700	\$5,900	1.99%
Long Term Care Redevelopment	\$1,402,687	\$1,361,000	\$1,361,000	\$0	\$1,361,000	\$1,361,000	\$0	0.00%
<b>Total Capital</b>	<b>\$2,173,118</b>	<b>\$2,167,800</b>	<b>\$2,167,800</b>	<b>(\$2,254,300)</b>	<b>\$4,438,300</b>	<b>\$2,184,000</b>	<b>\$16,200</b>	<b>0.75%</b>

**OPERATING AND CAPITAL COMBINED SUMMARY**

	2019	2020		2021			Net Budget Change	
	Actual	Budgeted Levy	Year End Projection	Revenue	Budgeted Expenditure	Levy	2021 Budget vs 2020 Budget Variance \$	Variance %
Long Term Care-Administration	\$0	\$0	\$0	(\$10,000)	\$10,000	\$0	\$0	0.00%
Grey Gables	\$1,557,616	\$1,708,800	\$1,593,500	(\$6,263,000)	\$8,134,800	\$1,871,800	\$163,000	9.54%
Lee Manor	\$1,919,506	\$2,103,500	\$2,072,800	(\$14,164,600)	\$16,317,400	\$2,152,800	\$49,300	2.34%
Rockwood Terrace	\$1,426,881	\$1,909,400	\$1,854,900	(\$8,680,100)	\$10,753,100	\$2,073,000	\$163,600	8.57%
Long Term Care Redevelopment	\$1,402,687	\$1,361,000	\$1,361,000	\$0	\$1,361,000	\$1,361,000	\$0	0.00%
<b>Grand Total</b>	<b>\$6,306,690</b>	<b>\$7,082,700</b>	<b>\$6,882,200</b>	<b>(\$29,117,700)</b>	<b>\$36,576,300</b>	<b>\$7,458,600</b>	<b>\$375,900</b>	<b>5.31%</b>



**COUNTY OF GREY  
LONG TERM CARE ADMINISTRATION  
2021 BUDGET NET DEPARTMENT REQUIREMENT SUMMARY**

**OPERATING SUMMARY**

	2019	2020		2021			Net Budget Change	
	Actual	Budgeted Levy	Year End Projection	Revenue	Budgeted Expenditure	Levy	2021 Budget vs 2020 Budget Variance \$	Variance %
Long Term Care Administration	\$0	\$0	\$0	(\$10,000)	\$10,000	\$0	\$0	0.00%
Total Operating	\$0	\$0	\$0	(\$10,000)	\$10,000	\$0	\$0	0.00%

**CAPITAL SUMMARY**

	2019	2020		2021			Net Budget Change	
	Actual	Budgeted Levy	Year End Projection	Revenue	Budgeted Expenditure	Levy	2021 Budget vs 2020 Budget Variance \$	Variance %
Long Term Care Administration	\$0	\$0	\$0	\$0	\$0	\$0	\$0	0.00%
Total Capital	\$0	\$0	\$0	\$0	\$0	\$0	\$0	0.00%

**OPERATING AND CAPITAL COMBINED SUMMARY**

	2019	2020		2021			Net Budget Change	
	Actual	Budgeted Levy	Year End Projection	Revenue	Budgeted Expenditure	Levy	2021 Budget vs 2020 Budget Variance \$	Variance %
Operating	\$0	\$0	\$0	(\$10,000)	\$10,000	\$0	\$0	0.00%
Capital	\$0	\$0	\$0	\$0	\$0	\$0	\$0	0.00%
Grand Total	\$0	\$0	\$0	(\$10,000)	\$10,000	\$0	\$0	0.00%

The County of Grey  
Long Term Care Administration  
Summary of All Units (Operating)  
2021 BUDGET  
For the Twelve Months Ending  
December 31, 2020

Account	Description	2019 ACTUAL	2020 BUDGET	2020 YEAR END PROJECTION	2021 BUDGET	2021 BUDGET to 2020 BUDGET Variance \$	2021 BUDGET to 2020 BUDGET Variance %
<b>REVENUE</b>							
49400	Transfer From Reserve		(\$83,700)			\$83,700	-100.00%
54070	Miscellaneous				(10,000)	(10,000)	100.00%
	<b>TOTAL REVENUE</b>		<b>(83,700)</b>		<b>(10,000)</b>	<b>73,700</b>	<b>-88.05%</b>
<b>EXPENDITURE</b>							
<b>Salaries and Wages</b>							
61000	Salaries and Wages	225,127	441,400	337,100	485,700	44,300	10.04%
61003	Overtime Wages			15,000			0.00%
	<b>Total - Salaries &amp; Wages</b>	<b>225,127</b>	<b>441,400</b>	<b>352,100</b>	<b>485,700</b>	<b>44,300</b>	<b>10.04%</b>
<b>Employee Benefits</b>							
61220	CPP	5,717	16,900	15,600	15,800	(1,100)	-6.51%
61221	EI	2,106	5,900	6,800	5,200	(700)	-11.86%
61222	WSIB Premiums	3,244	10,600	8,700	11,100	500	4.72%
61223	OMERS	28,346	45,400	40,000	53,900	8,500	18.72%
61224	EHT	4,404	8,600	7,000	9,500	900	10.47%
61225	Group Benefits	17,198	40,000	31,500	51,800	11,800	29.50%
61260	Service Awards			200			0.00%
	<b>Total - Employee Benefits</b>	<b>61,015</b>	<b>127,400</b>	<b>109,800</b>	<b>147,300</b>	<b>19,900</b>	<b>15.62%</b>
	<b>Total Salaries and Benefits</b>	<b>286,142</b>	<b>568,800</b>	<b>461,900</b>	<b>633,000</b>	<b>64,200</b>	<b>11.29%</b>
<b>Other Expenditures</b>							
63010	Association/Membership Fees		1,000	1,000	1,000		0.00%
63030	Copying & Printing	4,266	1,000	1,000	1,000		0.00%
63041	Computer Purchases		6,100	2,500	2,500	(3,600)	-59.02%
63042	Equip/Furniture Purchases		10,000	10,000	5,200	(4,800)	-48.00%
63051	Telephone	884		300			0.00%
63052	Cellular	496	3,900	2,500	1,500	(2,400)	-61.54%
63060	Office & Charting Supplies	153	700	700	500	(200)	-28.57%
63063	Postage/Courier/Freight	174		200	200		100.00%
63070	Other Materials & Services	61		2,000	8,200	8,200	100.00%
63300	Staff Training and Development	906	2,000	4,000	7,000	5,000	250.00%
63310	Travel & Meal Expenses	2,912	8,000	1,000	7,300	(700)	-8.75%
63320	Conferences		2,000		2,000		0.00%
64020	Computer Support/Maintenance		7,700	1,000	1,000	(6,700)	-87.01%
64100	Legal Fees			3,000	3,000	3,000	100.00%
64102	Professional & Consulting fees	297					0.00%
64120	Purchased Service				1,000	1,000	100.00%
67000	Interfunc. Admin Charges	(296,289)	(527,500)	(491,100)	(671,400)	(143,900)	27.28%
67014	Interfunc. IS Costs				7,000	7,000	100.00%
	<b>Total - Other Expenditures</b>	<b>(286,140)</b>	<b>(485,100)</b>	<b>(461,900)</b>	<b>(623,000)</b>	<b>(137,900)</b>	<b>28.43%</b>
	<b>TOTAL EXPENDITURE</b>	<b>2</b>	<b>83,700</b>		<b>10,000</b>	<b>(73,700)</b>	<b>-88.05%</b>
	<b>NET REQUIREMENT</b>	<b>2</b>					<b>0.00%</b>

*The County of Grey*  
**Long Term Care Administration**  
**Summary of All Units (Operating)**  
**2021 BUDGET**  
 For the Twelve Months Ending  
 December 31, 2020

<u>Account</u>	<u>Description</u>	<u>2019</u> <u>ACTUAL</u>	<u>2020</u> <u>BUDGET</u>	<u>2020</u> <u>YEAR END PROJECTION</u>	<u>2021</u> <u>BUDGET</u>	<u>2021 BUDGET to</u> <u>2020 BUDGET</u> <u>Variance \$</u>	<u>2021 BUDGET to</u> <u>2020 BUDGET</u> <u>Variance %</u>
----------------	--------------------	------------------------------	------------------------------	---	------------------------------	---	--

---



---



**COUNTY OF GREY  
GREY GABLES  
2021 BUDGET NET DEPARTMENT REQUIREMENT SUMMARY**

**OPERATING SUMMARY**

	2019	2020		2021			Net Budget Change	
	Actual	Budgeted Levy	Year End Projection	Revenue	Budgeted Expenditure	Levy	2021 Budget vs 2020 Budget Variance \$	Variance %
General - Revenue	(\$219,316)	(\$218,800)	(\$234,500)	(\$250,800)	\$7,600	(\$243,200)	(\$24,400)	11.15%
Other Accommodation - Summary	\$583,903	\$755,900	\$729,600	(\$1,425,800)	\$2,239,500	\$813,700	\$57,800	7.65%
Raw Food - Dietary	\$0	\$0	\$5,000	(\$236,800)	\$241,300	\$4,500	\$4,500	100.00%
Lower Level - Tenant Area	(\$126,033)	(\$124,300)	(\$120,200)	(\$142,000)	\$22,800	(\$119,200)	\$5,100	-4.10%
Nursing & Personal Care - Summary	\$1,032,832	\$972,400	\$929,900	(\$2,929,300)	\$3,910,100	\$980,800	\$8,400	0.86%
Programs - Summary	\$37,771	\$36,100	(\$3,800)	(\$312,500)	\$454,400	\$141,900	\$105,800	293.07%
Pandemic COVID-10 Summary	\$0	\$0	\$0	(\$596,600)	\$596,600	\$0	\$0	0.00%
<b>Total Operating</b>	<b>\$1,309,157</b>	<b>\$1,421,300</b>	<b>\$1,306,000</b>	<b>(\$5,893,800)</b>	<b>\$7,472,300</b>	<b>\$1,578,500</b>	<b>\$157,200</b>	<b>11.06%</b>

**CAPITAL SUMMARY**

	2019	2020		2021			Net Budget Change	
	Actual	Budgeted Levy	Year End Projection	Revenue	Budgeted Expenditure	Levy	2021 Budget vs 2020 Budget Variance \$	Variance %
Administration	\$248,459	\$287,500	\$287,500	(\$369,200)	\$662,500	\$293,300	\$5,800	2.02%
<b>Total Capital</b>	<b>\$248,459</b>	<b>\$287,500</b>	<b>\$287,500</b>	<b>(\$369,200)</b>	<b>\$662,500</b>	<b>\$293,300</b>	<b>\$5,800</b>	<b>2.02%</b>

**OPERATING AND CAPITAL COMBINED SUMMARY**

	2019	2020		2021			Net Budget Change	
	Actual	Budgeted Levy	Year End Projection	Revenue	Budgeted Expenditure	Levy	2021 Budget vs 2020 Budget Variance \$	Variance %
Operating	\$1,309,157	\$1,421,300	\$1,306,000	(\$5,893,800)	\$7,472,300	\$1,578,500	\$157,200	11.06%
Capital	\$248,459	\$287,500	\$287,500	(\$369,200)	\$662,500	\$293,300	\$5,800	2.02%
<b>Grand Total</b>	<b>\$1,557,616</b>	<b>\$1,708,800</b>	<b>\$1,593,500</b>	<b>(\$6,263,000)</b>	<b>\$8,134,800</b>	<b>\$1,871,800</b>	<b>\$163,000</b>	<b>9.54%</b>



The County of Grey  
 Grey Gables  
 General -Revenue (Operating)  
 2021 BUDGET  
 For the Twelve Months Ending  
 December 31, 2020

Account	Description	2019 ACTUAL	2020 BUDGET	2020 YEAR END PROJECTION	2021 BUDGET	2021 BUDGET to 2020 BUDGET Variance \$	2021 BUDGET to 2020 BUDGET Variance %
<b>REVENUE</b>							
51100	Provincial Conditional Grant	\$56					0.00%
54067	Bad Debt Write Off	3,821					0.00%
54081	Receipts From Pref. Private	(120,775)	(119,300)	(129,000)	(133,100)	(13,800)	11.57%
54082	Receipts From Pref. Semi	(97,844)	(95,900)	(104,000)	(107,800)	(11,900)	12.41%
54095	Receipts From Telephone	(2,755)	(2,000)	(1,000)	(2,000)		0.00%
54096	Receipts From Hairdresser	(16,122)	(15,900)	(9,500)	(7,900)	8,000	-50.31%
	<b>TOTAL REVENUE</b>	<b>(233,619)</b>	<b>(233,100)</b>	<b>(243,500)</b>	<b>(250,800)</b>	<b>(17,700)</b>	<b>7.59%</b>
<b>EXPENDITURE</b>							
<b>Other Expenditures</b>							
64096	Hairdresser Services	14,303	14,300	9,000	7,600	(6,700)	-46.85%
	<b>Total - Other Expenditures</b>	<b>14,303</b>	<b>14,300</b>	<b>9,000</b>	<b>7,600</b>	<b>(6,700)</b>	<b>-46.85%</b>
	<b>TOTAL EXPENDITURE</b>	<b>14,303</b>	<b>14,300</b>	<b>9,000</b>	<b>7,600</b>	<b>(6,700)</b>	<b>-46.85%</b>
	<b>NET REQUIREMENT</b>	<b>(219,316)</b>	<b>(218,800)</b>	<b>(234,500)</b>	<b>(243,200)</b>	<b>(24,400)</b>	<b>11.15%</b>

**The County of Grey**  
**Grey Gables**  
**Other Accommodation Summary (Operating)**  
**2021 BUDGET**  
For the Twelve Months Ending  
December 31, 2020

Account	Description	2019 ACTUAL	2020 BUDGET	2020 YEAR END PROJECTION	2021 BUDGET	2021 BUDGET to 2020 BUDGET Variance \$	2021 BUDGET to 2020 BUDGET Variance %
<b>REVENUE</b>							
49400	Transfer From Reserve	(\$122,467)	(\$10,000)	(\$10,000)	(\$10,000)		0.00%
51100	Provincial Conditional Grant	(97,653)	(40,900)	(27,000)	3,100	44,000	-107.58%
54080	Receipts From Basic	(490,179)	(484,500)	(499,500)	(502,900)	(18,400)	3.80%
54083	Receipts From Private	(289,549)	(288,400)	(300,000)	(307,900)	(19,500)	6.76%
54084	Receipts From Semi	(489,197)	(479,500)	(515,000)	(525,600)	(46,100)	9.61%
54087	Exceptional Circumstances	(104,573)	(111,500)	(74,300)	(82,500)	29,000	-26.01%
	<b>TOTAL REVENUE</b>	<b>(1,593,618)</b>	<b>(1,414,800)</b>	<b>(1,425,800)</b>	<b>(1,425,800)</b>	<b>(11,000)</b>	<b>0.78%</b>
<b>EXPENDITURE</b>							
<b>Salaries and Wages</b>							
61000	Salaries and Wages	1,059,228	1,152,400	1,155,000	1,176,500	24,100	2.09%
61003	Overtime Wages	18,540		25,500			0.00%
61009	Salary Recoveries	(2,922)		(700)			0.00%
	<b>Total - Salaries &amp; Wages</b>	<b>1,074,846</b>	<b>1,152,400</b>	<b>1,179,800</b>	<b>1,176,500</b>	<b>24,100</b>	<b>2.09%</b>
<b>Employee Benefits</b>							
61220	CPP	46,969	48,900	52,400	52,600	3,700	7.57%
61221	EI	20,445	21,900	22,300	22,100	200	0.91%
61222	WSIB Premiums	27,720	29,000	30,300	30,000	1,000	3.45%
61223	OMERS	84,514	89,800	91,500	89,600	(200)	-0.22%
61224	EHT	21,074	22,400	23,400	23,000	600	2.68%
61225	Group Benefits	99,458	96,700	99,500	94,900	(1,800)	-1.86%
61228	Boot Allowance	141	800	800	800		0.00%
61260	Service Awards	3,332	600	600	600		0.00%
	<b>Total - Employee Benefits</b>	<b>303,653</b>	<b>310,100</b>	<b>320,800</b>	<b>313,600</b>	<b>3,500</b>	<b>1.13%</b>
	<b>Total Salaries and Benefits</b>	<b>1,378,499</b>	<b>1,462,500</b>	<b>1,500,600</b>	<b>1,490,100</b>	<b>27,600</b>	<b>1.89%</b>
<b>Other Expenditures</b>							
63000	Advertising		300	300	300		0.00%
63010	Association/Membership Fees	7,318	7,700	7,700	12,700	5,000	64.94%
63030	Copying & Printing	4,630	4,500	5,000	4,500		0.00%
63041	Computer Purchases	245					0.00%
63042	Equip/Furniture Purchases	4,767	7,000	4,200	6,000	(1,000)	-14.29%
63051	Telephone	13,475	12,900	14,200	13,500	600	4.65%
63052	Cellular	9,132	6,300	6,000	6,500	200	3.17%
63060	Office & Charting Supplies	3,392	3,000	3,000	3,000		0.00%
63063	Postage/Courier/Freight	1,389	1,000	1,000	1,000		0.00%
63067	Resident Life Improvements	13,900	10,000	10,000	10,000		0.00%
63070	Other Materials & Services	2,489	4,500	3,700	4,000	(500)	-11.11%
63300	Staff Training and Development	8,710	10,000	8,700	11,200	1,200	12.00%
63310	Travel & Meal Expenses	4,550	6,300	2,500	6,300		0.00%
63401	Cleaning Supplies	5,257	14,500	14,500	16,000	1,500	10.34%
63402	Chemicals	17,128	16,600	15,600	16,600		0.00%
63403	Maintenance of Buildings	36,318	44,400	20,000	30,000	(14,400)	-32.43%
63409	Non Contract Chemicals	6,472					0.00%
63419	Waste Disposal	28,747	20,000	20,000	20,000		0.00%
63440	Heat	28,391	28,000	25,000	28,000		0.00%
63441	Hydro/Water	73,716	75,000	75,000	77,000	2,000	2.67%
63442	Water/Sewage & Fire Protect.	23,728	23,000	20,000	23,000		0.00%
63450	Maintenance of Equipment	17,596	13,800	16,600	13,800		0.00%
63485	Maintenance of Grounds	4,904	10,000	7,500	10,000		0.00%

**The County of Grey**  
**Grey Gables**  
**Other Accommodation Summary (Operating)**  
**2021 BUDGET**  
For the Twelve Months Ending  
December 31, 2020

<u>Account</u>	<u>Description</u>	<u>2019 ACTUAL</u>	<u>2020 BUDGET</u>	<u>2020 YEAR END PROJECTION</u>	<u>2021 BUDGET</u>	<u>2021 BUDGET to 2020 BUDGET Variance \$</u>	<u>2021 BUDGET to 2020 BUDGET Variance %</u>
63486	Snow Removal	\$49,464	\$52,000	\$52,000	\$52,000		0.00%
63508	Paper Supplies	10,659	10,000	11,000	10,500	500	5.00%
63520	Linen	3,405	4,500	3,500	4,500		0.00%
63522	Cable TV Expense	1,501	1,800	1,500	1,800		0.00%
63523	Dishes	2,173	4,000	3,900	4,000		0.00%
63531	Other Expenditure Recovery	(20,239)	(14,500)	(8,800)	(15,800)	(1,300)	8.97%
64020	Computer Support/Maintenance	33,448	33,000	37,300	38,000	5,000	15.15%
64100	Legal Fees	4,101	40,000	20,000	40,000		0.00%
64101	Audit Fees	180					0.00%
64102	Professional & Consulting fees	170,061	5,000	4,000	4,000	(1,000)	-20.00%
64120	Purchased Service	23,672	20,500	23,000	22,900	2,400	11.71%
65110	Insurance	95,604	70,000	70,000	81,300	11,300	16.14%
67000	Interfunc. Admin Charges	61,883	110,200	104,000	142,200	32,000	29.04%
67013	Interfunc. Audit Fees	5,756	5,800	5,800	5,800		0.00%
67014	Interfunc. IS Costs	46,100	52,100	52,100	49,800	(2,300)	-4.41%
67023	Interfunc. Laundry	(5,000)	(5,000)	(5,000)	(5,000)		0.00%
<b>Total - Other Expenditures</b>		<b>799,022</b>	<b>708,200</b>	<b>654,800</b>	<b>749,400</b>	<b>41,200</b>	<b>5.82%</b>
<b>TOTAL EXPENDITURE</b>		<b>2,177,521</b>	<b>2,170,700</b>	<b>2,155,400</b>	<b>2,239,500</b>	<b>68,800</b>	<b>3.17%</b>
<b>NET REQUIREMENT</b>		<b>583,903</b>	<b>755,900</b>	<b>729,600</b>	<b>813,700</b>	<b>57,800</b>	<b>7.65%</b>

**The County of Grey**  
**Grey Gables**  
**Raw Food - Dietary (Operating)**  
**2021 BUDGET**  
 For the Twelve Months Ending  
 December 31, 2020

Account	Description	2019 ACTUAL	2020 BUDGET	2020 YEAR END PROJECTION	2021 BUDGET	2021 BUDGET to 2020 BUDGET Variance \$	2021 BUDGET to 2020 BUDGET Variance %
<b>REVENUE</b>							
51100	Provincial Conditional Grant	(\$228,531)	(\$231,600)	(\$236,800)	(\$236,800)	(\$5,200)	2.25%
	<b>TOTAL REVENUE</b>	<b>(228,531)</b>	<b>(231,600)</b>	<b>(236,800)</b>	<b>(236,800)</b>	<b>(5,200)</b>	<b>2.25%</b>
<b>EXPENDITURE</b>							
<b>Other Expenditures</b>							
63504	Raw Food	229,460	231,600	242,600	241,300	9,700	4.19%
63531	Other Expenditure Recovery	(929)		(800)			0.00%
	<b>Total - Other Expenditures</b>	<b>228,531</b>	<b>231,600</b>	<b>241,800</b>	<b>241,300</b>	<b>9,700</b>	<b>4.19%</b>
	<b>TOTAL EXPENDITURE</b>	<b>228,531</b>	<b>231,600</b>	<b>241,800</b>	<b>241,300</b>	<b>9,700</b>	<b>4.19%</b>
	<b>NET REQUIREMENT</b>			<b>5,000</b>	<b>4,500</b>	<b>4,500</b>	<b>100.00%</b>

The County of Grey  
Grey Gables  
Lower Level - Tenant Area (Operating)  
2021 BUDGET  
For the Twelve Months Ending  
December 31, 2020

Account	Description	2019 ACTUAL	2020 BUDGET	2020 YEAR END PROJECTION	2021 BUDGET	2021 BUDGET to 2020 BUDGET Variance \$	2021 BUDGET to 2020 BUDGET Variance %
<b>REVENUE</b>							
54031	Building Rentals	(\$131,715)	(\$134,300)	(\$136,000)	(\$142,000)	(\$7,700)	5.73%
	<b>TOTAL REVENUE</b>	<b>(131,715)</b>	<b>(134,300)</b>	<b>(136,000)</b>	<b>(142,000)</b>	<b>(7,700)</b>	<b>5.73%</b>
<b>EXPENDITURE</b>							
<b>Other Expenditures</b>							
63403	Maintenance of Buildings	6,211	11,100	2,500	2,000	(9,100)	-81.98%
63419	Waste Disposal	3,663	4,000	4,000	4,000		0.00%
63440	Heat	5,180	7,000	7,000	7,000		0.00%
63441	Hydro/Water	11,673	12,000	17,000	17,000	5,000	41.67%
63442	Water/Sewage & Fire Protect.	3,750	3,000	5,000	4,200	1,200	40.00%
63450	Maintenance of Equipment			500			0.00%
63485	Maintenance of Grounds	645		1,500	1,000	1,000	100.00%
63486	Snow Removal	12,366	15,000	12,000	12,700	(2,300)	-15.33%
67007	Interfunc. Rent	(37,806)	(42,100)	(33,700)	(25,100)	17,000	-40.38%
	<b>Total - Other Expenditures</b>	<b>5,682</b>	<b>10,000</b>	<b>15,800</b>	<b>22,800</b>	<b>12,800</b>	<b>128.00%</b>
	<b>TOTAL EXPENDITURE</b>	<b>5,682</b>	<b>10,000</b>	<b>15,800</b>	<b>22,800</b>	<b>12,800</b>	<b>128.00%</b>
	<b>NET REQUIREMENT</b>	<b>(126,033)</b>	<b>(124,300)</b>	<b>(120,200)</b>	<b>(119,200)</b>	<b>5,100</b>	<b>-4.10%</b>

**The County of Grey**  
**Grey Gables**  
**Nursing & Personal Care - Summary (Operating)**  
**2021 BUDGET**  
For the Twelve Months Ending  
December 31, 2020

Account	Description	2019 ACTUAL	2020 BUDGET	2020 YEAR END PROJECTION	2021 BUDGET	2021 BUDGET to 2020 BUDGET Variance \$	2021 BUDGET to 2020 BUDGET Variance %
<b>REVENUE</b>							
51100	Provincial Conditional Grant	(\$2,684,130)	(\$2,706,500)	(\$2,867,800)	(\$2,723,300)	(\$16,800)	0.62%
51115	Prov. High Needs & Lab Claim	(25,540)	(4,000)	(4,000)	(4,000)		0.00%
51118	Provincial Physician Grant	(15,044)	(15,000)	(15,500)	(15,500)	(500)	3.33%
51127	Fall Prevention Equipment Grant	(6,600)	(6,600)	(6,800)	(6,800)	(200)	3.03%
51128	Quality Attainment Premium	(1)					0.00%
51129	Global Level of Care Subsidy	(32,126)	(42,800)	(94,600)	(163,600)	(120,800)	282.24%
51189	High Cost Supplies and Services Per	(15,659)	(15,700)	(16,100)	(16,100)	(400)	2.55%
	<b>TOTAL REVENUE</b>	<b>(2,779,100)</b>	<b>(2,790,600)</b>	<b>(3,004,800)</b>	<b>(2,929,300)</b>	<b>(138,700)</b>	<b>4.97%</b>
<b>EXPENDITURE</b>							
<b>Salaries and Wages</b>							
61000	Salaries and Wages	2,711,107	2,945,400	2,907,300	3,054,100	108,700	3.69%
61003	Overtime Wages	127,433		77,200			0.00%
61009	Salary Recoveries	(1,155)		(1,000)			0.00%
	<b>Total - Salaries &amp; Wages</b>	<b>2,837,385</b>	<b>2,945,400</b>	<b>2,983,500</b>	<b>3,054,100</b>	<b>108,700</b>	<b>3.69%</b>
<b>Employee Benefits</b>							
61220	CPP	117,424	121,800	132,100	132,900	11,100	9.11%
61221	EI	52,813	56,800	57,900	58,200	1,400	2.46%
61222	WSIB Premiums	69,914	75,700	76,300	78,500	2,800	3.70%
61223	OMERS	149,076	154,400	172,400	159,200	4,800	3.11%
61224	EHT	54,134	57,200	58,400	59,600	2,400	4.20%
61225	Group Benefits	186,597	193,900	192,900	199,300	5,400	2.78%
	<b>Total - Employee Benefits</b>	<b>629,958</b>	<b>659,800</b>	<b>690,000</b>	<b>687,700</b>	<b>27,900</b>	<b>4.23%</b>
	<b>Total Salaries and Benefits</b>	<b>3,467,343</b>	<b>3,605,200</b>	<b>3,673,500</b>	<b>3,741,800</b>	<b>136,600</b>	<b>3.79%</b>
<b>Other Expenditures</b>							
63042	Equip/Furniture Purchases	2,190	5,000	6,000	5,000		0.00%
63044	Fall Prevention Equipment	9,015	6,600	6,800	6,800	200	3.03%
63073	Hi Intensity Needs-Claimable	2,540	4,000	4,000	4,000		0.00%
63300	Staff Training and Development	5,965	5,000	5,000	9,800	4,800	96.00%
63310	Travel & Meal Expenses	965	1,500		1,500		0.00%
63450	Maintenance of Equipment	27,678	20,000	10,000	25,000	5,000	25.00%
63500	Home Physician	8,590	8,700	8,700	8,700		0.00%
63502	Incontinent Supplies	34,208	35,000	34,200	35,000		0.00%
63503	Medical Supplies	51,077	60,000	52,000	60,000		0.00%
63518	Physician On Call	15,044	15,000	15,500	15,500	500	3.33%
63531	Other Expenditure Recovery	(5,006)	(3,000)	(3,000)	(3,000)		0.00%
64120	Purchased Service	192,323		122,000			0.00%
	<b>Total - Other Expenditures</b>	<b>344,589</b>	<b>157,800</b>	<b>261,200</b>	<b>168,300</b>	<b>10,500</b>	<b>6.65%</b>
	<b>TOTAL EXPENDITURE</b>	<b>3,811,932</b>	<b>3,763,000</b>	<b>3,934,700</b>	<b>3,910,100</b>	<b>147,100</b>	<b>3.91%</b>
	<b>NET REQUIREMENT</b>	<b>1,032,832</b>	<b>972,400</b>	<b>929,900</b>	<b>980,800</b>	<b>8,400</b>	<b>0.86%</b>

**The County of Grey**  
**Grey Gables**  
**Programs Summary**  
**2021 BUDGET**  
For the Twelve Months Ending  
December 31, 2020

Account	Description	2019 ACTUAL	2020 BUDGET	2020 YEAR END PROJECTION	2021 BUDGET	2021 BUDGET to 2020 BUDGET Variance \$	2021 BUDGET to 2020 BUDGET Variance %
<b>REVENUE</b>							
51100	Provincial Conditional Grant	(\$301,330)	(\$307,000)	(\$311,700)	(\$312,500)	(\$5,500)	1.79%
54070	Miscellaneous	(413)		(1,600)			0.00%
	<b>TOTAL REVENUE</b>	<b>(301,743)</b>	<b>(307,000)</b>	<b>(313,300)</b>	<b>(312,500)</b>	<b>(5,500)</b>	<b>1.79%</b>
<b>EXPENDITURE</b>							
<b>Salaries and Wages</b>							
61000	Salaries and Wages	167,863	193,800	186,500	284,500	90,700	46.80%
61003	Overtime Wages	524		300			0.00%
	<b>Total - Salaries &amp; Wages</b>	<b>168,387</b>	<b>193,800</b>	<b>186,800</b>	<b>284,500</b>	<b>90,700</b>	<b>46.80%</b>
<b>Employee Benefits</b>							
61220	CPP	6,785	8,500	8,300	12,300	3,800	44.71%
61221	EI	2,993	3,800	3,500	5,100	1,300	34.21%
61222	WSIB Premiums	4,364	5,000	4,800	7,300	2,300	46.00%
61223	OMERS	12,481	15,000	12,600	19,700	4,700	31.33%
61224	EHT	3,291	3,600	3,700	5,500	1,900	52.78%
61225	Group Benefits	16,549	19,800	18,300	20,600	800	4.04%
	<b>Total - Employee Benefits</b>	<b>46,463</b>	<b>55,700</b>	<b>51,200</b>	<b>70,500</b>	<b>14,800</b>	<b>26.57%</b>
	<b>Total Salaries and Benefits</b>	<b>214,850</b>	<b>249,500</b>	<b>238,000</b>	<b>355,000</b>	<b>105,500</b>	<b>42.28%</b>
<b>Other Expenditures</b>							
63010	Association/Membership Fees		200	200	200		0.00%
63042	Equip/Furniture Purchases		300	300	300		0.00%
63070	Other Materials & Services	209		1,200			0.00%
63300	Staff Training and Development	295	500	300	500		0.00%
63310	Travel & Meal Expenses	262	400	300	400		0.00%
63450	Maintenance of Equipment		300	300	100	(200)	-66.67%
63504	Raw Food	554	500	200	500		0.00%
63505	Recreation Supplies	3,639	5,000	2,000	5,000		0.00%
63507	Outside Services	6,806	5,000	4,000	5,000		0.00%
63531	Other Expenditure Recovery	(3,251)	(3,000)		(3,000)		0.00%
63759	Volunteer Services	43	400	400	400		0.00%
64110	Physiotherapy	40,998	54,800	33,400	54,800		0.00%
64120	Purchased Service	64,906	20,000	17,000	20,000		0.00%
64128	Occupational Therapy	1,920		6,000	6,000	6,000	100.00%
64325	Chaplaincy Services	8,283	9,200	5,900	9,200		0.00%
	<b>Total - Other Expenditures</b>	<b>124,664</b>	<b>93,600</b>	<b>71,500</b>	<b>99,400</b>	<b>5,800</b>	<b>6.20%</b>
	<b>TOTAL EXPENDITURE</b>	<b>339,514</b>	<b>343,100</b>	<b>309,500</b>	<b>454,400</b>	<b>111,300</b>	<b>32.44%</b>
	<b>NET REQUIREMENT</b>	<b>37,771</b>	<b>36,100</b>	<b>(3,800)</b>	<b>141,900</b>	<b>105,800</b>	<b>293.07%</b>

**The County of Grey**  
**Grey Gables**  
**OA - Pandemic COVID-19 Summary**  
**2021 BUDGET**  
For the Twelve Months Ending  
December 31, 2020

Account	Description	2019 ACTUAL	2020 BUDGET	2020 YEAR END PROJECTION	2021 BUDGET	2021 BUDGET to 2020 BUDGET Variance \$	2021 BUDGET to 2020 BUDGET Variance %
<b>REVENUE</b>							
51131	Provincial Pandemic ER Grant			(\$279,800)	(\$307,200)	(\$307,200)	100.00%
51132	Provincial Pandemic Pay Grant			(235,700)			0.00%
51135	Fed-Prov Safe Restart Mun Oper'g Fund Phase 1			(193,100)	(264,400)	(264,400)	100.00%
51136	IPAC Personnel & Training				(25,000)	(25,000)	100.00%
	<b>TOTAL REVENUE</b>			<b>(708,600)</b>	<b>(596,600)</b>	<b>(596,600)</b>	<b>100.00%</b>
<b>EXPENDITURE</b>							
<b>Salaries and Wages</b>							
61000	Salaries and Wages			506,000	411,400	411,400	100.00%
61003	Overtime Wages			15,000			0.00%
	<b>Total - Salaries &amp; Wages</b>			<b>521,000</b>	<b>411,400</b>	<b>411,400</b>	<b>100.00%</b>
<b>Employee Benefits</b>							
61220	CPP			25,100	19,700	19,700	100.00%
61221	EI			10,700	8,600	8,600	100.00%
61222	WSIB Premiums			13,400	10,700	10,700	100.00%
61223	OMERS			14,700	18,800	18,800	100.00%
61224	EHT			10,100	8,000	8,000	100.00%
61225	Group Benefits			8,100	10,700	10,700	100.00%
	<b>Total - Employee Benefits</b>			<b>82,100</b>	<b>76,500</b>	<b>76,500</b>	<b>100.00%</b>
	<b>Total Salaries and Benefits</b>			<b>603,100</b>	<b>487,900</b>	<b>487,900</b>	<b>100.00%</b>
<b>Other Expenditures</b>							
63300	Staff Training and Development				8,200	8,200	100.00%
63310	Travel & Meal Expenses			1,200	500	500	100.00%
63803	Pandemic Supplies			88,600	100,000	100,000	100.00%
64803	Pandemic Contracted Services			15,700			0.00%
	<b>Total - Other Expenditures</b>			<b>105,500</b>	<b>108,700</b>	<b>108,700</b>	<b>100.00%</b>
	<b>TOTAL EXPENDITURE</b>			<b>708,600</b>	<b>596,600</b>	<b>596,600</b>	<b>100.00%</b>



**The County of Grey**  
**Grey Gables**  
**Capital Summary**  
**2021 BUDGET**  
For the Twelve Months Ending  
December 31, 2020

Account	Description	2019 ACTUAL	2020 BUDGET	2020 YEAR END PROJECTION	2021 BUDGET	2021 BUDGET to 2020 BUDGET Variance \$	2021 BUDGET to 2020 BUDGET Variance %
<b>REVENUE</b>							
49400	Transfer From Reserve	(\$255,498)	(\$168,700)		(\$218,700)	(\$50,000)	29.64%
51133	Minor Capital Subsidy			(36,000)	(90,500)	(90,500)	100.00%
51134	IPAC Minor Capital Subsidy			(7,300)	(60,000)	(60,000)	100.00%
	<b>TOTAL REVENUE</b>	<b>(255,498)</b>	<b>(168,700)</b>	<b>(43,300)</b>	<b>(369,200)</b>	<b>(200,500)</b>	<b>118.85%</b>
<b>EXPENDITURE</b>							
<b>Other Expenditures</b>							
62210	Debenture-Interest Payments	28,841	26,800	26,800	24,700	(2,100)	-7.84%
63041	Computer Purchases	26,403	15,000	15,000	15,300	300	2.00%
63042	Equip/Furniture Purchases	94,728	67,000	115,000	135,000	68,000	101.49%
63403	Maintenance of Buildings	299,592	271,000	127,600	329,800	58,800	21.70%
64429	Site Maintenance		30,000		55,000	25,000	83.33%
68210	Debenture/Debt Principal Pmts.	44,393	46,400	46,400	48,500	2,100	4.53%
69100	Transfer to Reserves	10,000			54,200	54,200	100.00%
	<b>Total - Other Expenditures</b>	<b>503,957</b>	<b>456,200</b>	<b>330,800</b>	<b>662,500</b>	<b>206,300</b>	<b>45.22%</b>
	<b>TOTAL EXPENDITURE</b>	<b>503,957</b>	<b>456,200</b>	<b>330,800</b>	<b>662,500</b>	<b>206,300</b>	<b>45.22%</b>
	<b>NET REQUIREMENT</b>	<b>248,459</b>	<b>287,500</b>	<b>287,500</b>	<b>293,300</b>	<b>5,800</b>	<b>2.02%</b>



The County of Grey  
**Grey Gables**  
**2021 Capital Budget Summary**

PROJECT	2021
Copper Pipe Replacement	5,500
From Reserve - Grey Gables General Capital (BCA) Reserve	(5,500)
Debenture Payment - Roof	73,200
Dietary Equipment	10,000
Doors (entrance, interior, systems)	30,000
Fire panel/System/Sensors	87,300
Minor Capital Subsidy	(54,200)
Furniture and Equipment Replacement	5,000
Generator Replacement	75,000
Minor Capital Subsidy	(36,300)
From Reserve - Grey Gables General Capital (BCA) Reserve	(38,700)
Heating/Cooling System	20,000
From Reserve - Grey Gables General Capital (BCA) Reserve	(20,000)
High-Low Beds and Mattresses	15,000
Home Enhancements	10,000
From Reserve - Grey Gables Donation Reserve	(10,000)
Hot Water Heating System (boiler)	22,000
From Reserve - Grey Gables General Capital (BCA) Reserve	(22,000)
Information Technology	15,300
Laundry Equipment	15,000
From Reserve - Grey Gables General Capital (BCA) Reserve	(15,000)
Long Term Care Area Floor Replacement	10,000
From Reserve - Grey Gables General Capital (BCA) Reserve	(10,000)
Plumbing Fixtures	20,000
From Reserve - Grey Gables General Capital (BCA) Reserve	(17,500)
Premis Back Flow Protection	25,000
From Reserve - Grey Gables General Capital (BCA) Reserve	(25,000)
Retaining Wall	20,000
From Reserve - Grey Gables General Capital (BCA) Reserve	(20,000)
Resident Lifts	30,000
Surface Drainage and Eavestroughs	35,000
From Reserve - Grey Gables General Capital (BCA) Reserve	(35,000)
Window Sill Replacement	25,000
Transfer to Reserve	54,200
<b>Net Levy Requirements</b>	<b>293,300</b>



**COUNTY OF GREY  
LEE MANOR  
2021 BUDGET NET DEPARTMENT REQUIREMENT SUMMARY**

**OPERATING SUMMARY**

	2019	2020		2021			Net Budget Change	
	Actual	Budgeted Levy	Year End Projection	Revenue	Budgeted Expenditure	Levy	2021 Budget vs 2020 Budget Variance \$	Variance %
General - Revenue	(\$521,393)	(\$522,200)	(\$526,300)	(\$559,200)	\$22,000	(\$537,200)	(\$15,000)	2.87%
Other Accommodation - Summary	\$635,382	\$952,800	\$820,600	(\$3,450,100)	\$4,301,000	\$850,900	(\$101,900)	-10.69%
Raw Food - Dietary	\$1,980	\$0	\$0	(\$525,800)	\$535,700	\$9,900	\$9,900	100.00%
Nursing & Personal Care - Summary	\$1,493,050	\$1,337,300	\$1,467,800	(\$6,563,700)	\$8,022,800	\$1,459,100	\$121,800	9.11%
Programs - Summary	\$89,580	\$112,100	\$87,200	(\$692,200)	\$834,300	\$142,100	\$30,000	26.76%
Pandemic COVID-19 Summary	\$0	\$0	\$0	(\$903,000)	\$903,000	\$0	\$0	0.00%
<b>Total Operating</b>	<b>\$1,698,599</b>	<b>\$1,880,000</b>	<b>\$1,849,300</b>	<b>(\$12,694,000)</b>	<b>\$14,618,800</b>	<b>\$1,924,800</b>	<b>\$44,800</b>	<b>2.38%</b>

**CAPITAL SUMMARY**

	2019	2020		2021			Net Budget Change	
	Actual	Budgeted Levy	Year End Projection	Revenue	Budgeted Expenditure	Levy	2021 Budget vs 2020 Budget Variance \$	Variance %
Administration	\$220,907	\$223,500	\$223,500	(\$1,470,600)	\$1,698,600	\$228,000	\$4,500	2.01%
<b>Total Capital</b>	<b>\$220,907</b>	<b>\$223,500</b>	<b>\$223,500</b>	<b>(\$1,470,600)</b>	<b>\$1,698,600</b>	<b>\$228,000</b>	<b>\$4,500</b>	<b>2.01%</b>

**OPERATING AND CAPITAL COMBINED SUMMARY**

	2019	2020		2021			Net Budget Change	
	Actual	Budgeted Levy	Year End Projection	Revenue	Budgeted Expenditure	Levy	2021 Budget vs 2020 Budget Variance \$	Variance %
Operating	\$1,698,599	\$1,880,000	\$1,849,300	(\$12,694,000)	\$14,618,800	\$1,924,800	\$44,800	2.38%
Capital	\$220,907	\$223,500	\$223,500	(\$1,470,600)	\$1,698,600	\$228,000	\$4,500	2.01%
<b>Grand Total</b>	<b>\$1,919,506</b>	<b>\$2,103,500</b>	<b>\$2,072,800</b>	<b>(\$14,164,600)</b>	<b>\$16,317,400</b>	<b>\$2,152,800</b>	<b>\$49,300</b>	<b>2.34%</b>

**The County of Grey**  
**Lee Manor**  
**General Revenue (Operating)**  
**2021 BUDGET**  
For the Twelve Months Ending  
December 31, 2020

Account	Description	2019 ACTUAL	2020 BUDGET	2020 YEAR END PROJECTION	2021 BUDGET	2021 BUDGET to 2020 BUDGET Variance \$	2021 BUDGET to 2020 BUDGET Variance %
<b>REVENUE</b>							
51100	Provincial Conditional Grant	(\$648)					0.00%
54035	Current Tenant Rent	(49,054)	(50,000)	(49,100)	(51,000)	(1,000)	2.00%
54067	Bad Debt Write Off	5,030		(5,000)			0.00%
54081	Receipts From Pref. Private	(227,355)	(224,700)	(222,400)	(228,100)	(3,400)	1.51%
54082	Receipts From Pref. Semi	(238,619)	(236,900)	(242,300)	(248,100)	(11,200)	4.73%
54095	Receipts From Telephone	(8,054)	(8,600)	(5,500)	(8,000)	600	-6.98%
54096	Receipts From Hairdresser	(24,398)	(24,200)	(13,000)	(24,000)	200	-0.83%
	<b>TOTAL REVENUE</b>	<b>(543,098)</b>	<b>(544,400)</b>	<b>(537,300)</b>	<b>(559,200)</b>	<b>(14,800)</b>	<b>2.72%</b>
<b>EXPENDITURE</b>							
<b>Other Expenditures</b>							
64096	Hairdresser Services	21,705	22,200	11,000	22,000	(200)	-0.90%
	<b>Total - Other Expenditures</b>	<b>21,705</b>	<b>22,200</b>	<b>11,000</b>	<b>22,000</b>	<b>(200)</b>	<b>-0.90%</b>
	<b>TOTAL EXPENDITURE</b>	<b>21,705</b>	<b>22,200</b>	<b>11,000</b>	<b>22,000</b>	<b>(200)</b>	<b>-0.90%</b>
	<b>NET REQUIREMENT</b>	<b>(521,393)</b>	<b>(522,200)</b>	<b>(526,300)</b>	<b>(537,200)</b>	<b>(15,000)</b>	<b>2.87%</b>

**The County of Grey**  
**Lee Manor**  
**Other Accommodation Summary (Operating)**  
**2021 BUDGET**  
For the Twelve Months Ending  
December 31, 2020

Account	Description	2019 ACTUAL	2020 BUDGET	2020 YEAR END PROJECTION	2021 BUDGET	2021 BUDGET to 2020 BUDGET Variance \$	2021 BUDGET to 2020 BUDGET Variance %
<b>REVENUE</b>							
49400	Transfer From Reserve	(\$278,334)	(\$5,000)	(\$5,000)	(\$2,500)	\$2,500	-50.00%
51100	Provincial Conditional Grant	(401,753)	(220,800)	(391,100)	(313,400)	(92,600)	41.94%
54080	Receipts From Basic	(1,268,660)	(1,257,500)	(1,310,000)	(1,342,900)	(85,400)	6.79%
54083	Receipts From Private	(565,443)	(561,200)	(543,000)	(557,600)	3,600	-0.64%
54084	Receipts From Semi	(1,208,588)	(1,206,200)	(1,203,500)	(1,233,700)	(27,500)	2.28%
	<b>TOTAL REVENUE</b>	<b>(3,722,778)</b>	<b>(3,250,700)</b>	<b>(3,452,600)</b>	<b>(3,450,100)</b>	<b>(199,400)</b>	<b>6.13%</b>
<b>EXPENDITURE</b>							
<b>Salaries and Wages</b>							
61000	Salaries and Wages	2,210,112	2,271,700	2,260,600	2,305,500	33,800	1.49%
61003	Overtime Wages	48,824		73,700			0.00%
61009	Salary Recoveries	(2,771)		(1,000)			0.00%
	<b>Total - Salaries &amp; Wages</b>	<b>2,256,165</b>	<b>2,271,700</b>	<b>2,333,300</b>	<b>2,305,500</b>	<b>33,800</b>	<b>1.49%</b>
<b>Employee Benefits</b>							
61220	CPP	98,870	100,000	106,900	106,100	6,100	6.10%
61221	EI	43,351	45,000	45,400	45,000		0.00%
61222	WSIB Premiums	57,148	57,900	59,700	59,200	1,300	2.25%
61223	OMERS	167,512	173,300	171,200	172,600	(700)	-0.40%
61224	EHT	43,848	44,400	44,700	45,000	600	1.35%
61225	Group Benefits	181,416	189,500	171,800	173,800	(15,700)	-8.28%
61228	Boot Allowance	710	1,200	1,200	1,200		0.00%
61260	Service Awards	5,514	5,500	5,500	5,400	(100)	-1.82%
	<b>Total - Employee Benefits</b>	<b>598,369</b>	<b>616,800</b>	<b>606,400</b>	<b>608,300</b>	<b>(8,500)</b>	<b>-1.38%</b>
	<b>Total Salaries and Benefits</b>	<b>2,854,534</b>	<b>2,888,500</b>	<b>2,939,700</b>	<b>2,913,800</b>	<b>25,300</b>	<b>0.88%</b>
<b>Other Expenditures</b>							
63000	Advertising		300	500	300		0.00%
63010	Association/Membership Fees	17,626	22,800	24,000	22,800		0.00%
63020	Computer Support/Maintenance	75					0.00%
63030	Copying & Printing	6,912	8,000	8,000	10,000	2,000	25.00%
63041	Computer Purchases	62		100			0.00%
63042	Equip/Furniture Purchases	7,583	9,500	14,500	10,000	500	5.26%
63051	Telephone	18,141	17,100	17,100	18,400	1,300	7.60%
63052	Cellular	7,444	7,200	7,200	7,200		0.00%
63060	Office & Charting Supplies	14,695	13,500	19,100	17,000	3,500	25.93%
63063	Postage/Courier/Freight	2,592	3,100	2,700	3,100		0.00%
63067	Resident Life Improvements		5,000	5,000	2,500	(2,500)	-50.00%
63070	Other Materials & Services	4,970	12,200	11,700	11,700	(500)	-4.10%
63300	Staff Training and Development	5,538	8,200	8,700	11,800	3,600	43.90%
63310	Travel & Meal Expenses	7,747	8,700	4,200	6,500	(2,200)	-25.29%
63401	Cleaning Supplies	15,458	32,000	31,000	35,000	3,000	9.38%
63402	Chemicals	30,834	34,100	31,300	35,100	1,000	2.93%
63403	Maintenance of Buildings	68,561	88,000	90,000	95,000	7,000	7.95%
63409	Non Contract Chemicals	12,333					0.00%
63419	Waste Disposal	21,898	28,000	21,500	32,000	4,000	14.29%
63440	Heat	55,378	55,000	55,000	57,000	2,000	3.64%
63441	Hydro/Water	172,979	220,000	220,000	190,000	(30,000)	-13.64%
63442	Water/Sewage & Fire Protect.	55,895	60,000	60,000	62,000	2,000	3.33%
63450	Maintenance of Equipment	25,445	35,500	34,500	41,000	5,500	15.49%
63485	Maintenance of Grounds	5,474	8,500	8,000	8,500		0.00%

**The County of Grey**  
**Lee Manor**  
**Other Accommodation Summary (Operating)**  
**2021 BUDGET**  
For the Twelve Months Ending  
December 31, 2020

Account	Description	2019 ACTUAL	2020 BUDGET	2020 YEAR END PROJECTION	2021 BUDGET	2021 BUDGET to 2020 BUDGET Variance \$	2021 BUDGET to 2020 BUDGET Variance %
63486	Snow Removal	\$32,754	\$30,000	\$30,000	\$30,000		0.00%
63508	Paper Supplies	24,263	21,000	24,900	25,000	4,000	19.05%
63520	Linen	18,798	16,000	17,000	17,000	1,000	6.25%
63522	Cable TV Expense	44,949	46,500	46,500	47,000	500	1.08%
63523	Dishes	8,486	11,000	11,000	11,000		0.00%
63530	Cable TV Recovery	(47,272)	(46,500)	(46,500)	(47,000)	(500)	1.08%
63531	Other Expenditure Recovery	(44,563)	(32,000)	(19,200)	(32,000)		0.00%
64020	Computer Support/Maintenance	54,662	47,300	65,300	58,400	11,100	23.47%
64100	Legal Fees	64,831	20,000	30,000	10,000	(10,000)	-50.00%
64101	Audit Fees	410					0.00%
64102	Professional & Consulting fees	385,514	20,000	20,000	20,000		0.00%
64120	Purchased Service	28,045	36,500	31,200	36,500		0.00%
65110	Insurance	154,029	112,700	112,800	130,900	18,200	16.15%
67000	Interfunc. Admin Charges	140,643	250,400	231,000	315,800	65,400	26.12%
67013	Interfunc. Audit Fees	8,637	8,700	8,700	8,800	100	1.15%
67014	Interfunc. IS Costs	81,800	106,700	106,700	88,900	(17,800)	-16.68%
67023	Interfunc. Laundry	(10,000)	(10,000)	(10,000)	(10,000)		0.00%
<b>Total - Other Expenditures</b>		<b>1,503,626</b>	<b>1,315,000</b>	<b>1,333,500</b>	<b>1,387,200</b>	<b>72,200</b>	<b>5.49%</b>
<b>TOTAL EXPENDITURE</b>		<b>4,358,160</b>	<b>4,203,500</b>	<b>4,273,200</b>	<b>4,301,000</b>	<b>97,500</b>	<b>2.32%</b>
<b>NET REQUIREMENT</b>		<b>635,382</b>	<b>952,800</b>	<b>820,600</b>	<b>850,900</b>	<b>(101,900)</b>	<b>-10.69%</b>

**The County of Grey**  
**Lee Manor**  
**Raw Food - Dietary (Operating)**  
**2021 BUDGET**  
 For the Twelve Months Ending  
 December 31, 2020

Account	Description	2019 ACTUAL	2020 BUDGET	2020 YEAR END PROJECTION	2021 BUDGET	2021 BUDGET to 2020 BUDGET Variance \$	2021 BUDGET to 2020 BUDGET Variance %
<b>REVENUE</b>							
51100	Provincial Conditional Grant	(\$522,315)	(\$526,400)	(\$525,800)	(\$525,800)	\$600	-0.11%
	<b>TOTAL REVENUE</b>	<b>(522,315)</b>	<b>(526,400)</b>	<b>(525,800)</b>	<b>(525,800)</b>	<b>600</b>	<b>-0.11%</b>
<b>EXPENDITURE</b>							
<b>Other Expenditures</b>							
63504	Raw Food	524,295	526,400	525,800	535,700	9,300	1.77%
	<b>Total - Other Expenditures</b>	<b>524,295</b>	<b>526,400</b>	<b>525,800</b>	<b>535,700</b>	<b>9,300</b>	<b>1.77%</b>
	<b>TOTAL EXPENDITURE</b>	<b>524,295</b>	<b>526,400</b>	<b>525,800</b>	<b>535,700</b>	<b>9,300</b>	<b>1.77%</b>
	<b>NET REQUIREMENT</b>	<b>1,980</b>			<b>9,900</b>	<b>9,900</b>	<b>100.00%</b>

**The County of Grey**  
**Lee Manor**  
**Nursing & Personal Care Summary (Operating)**  
**2021 BUDGET**  
For the Twelve Months Ending  
December 31, 2020

Account	Description	2019 ACTUAL	2020 BUDGET	2020 YEAR END PROJECTION	2021 BUDGET	2021 BUDGET to 2020 BUDGET Variance \$	2021 BUDGET to 2020 BUDGET Variance %
<b>REVENUE</b>							
51100	Provincial Conditional Grant	(\$6,329,839)	(\$6,304,500)	(\$6,216,300)	(\$6,119,100)	\$185,400	-2.94%
51115	Prov. High Needs & Lab Claim	(27,392)	(30,000)	(16,700)	(15,000)	15,000	-50.00%
51118	Provincial Physician Grant	(15,044)	(15,000)	(15,500)	(15,500)	(500)	3.33%
51127	Fall Prevention Equipment Grant	(15,000)	(15,000)	(15,100)	(15,100)	(100)	0.67%
51128	Quality Attainment Premium	1					0.00%
51129	Global Level of Care Subsidy	(73,013)	(97,200)	(210,500)	(363,200)	(266,000)	273.66%
51189	High Cost Supplies and Services Per	(35,453)	(35,700)	(35,800)	(35,800)	(100)	0.28%
	<b>TOTAL REVENUE</b>	<b>(6,495,740)</b>	<b>(6,497,400)</b>	<b>(6,509,900)</b>	<b>(6,563,700)</b>	<b>(66,300)</b>	<b>1.02%</b>
<b>EXPENDITURE</b>							
<b>Salaries and Wages</b>							
61000	Salaries and Wages	5,546,235	6,031,400	5,543,900	6,152,700	121,300	2.01%
61003	Overtime Wages	212,647		342,000			0.00%
61009	Salary Recoveries	(16,936)		(6,500)			0.00%
	<b>Total - Salaries &amp; Wages</b>	<b>5,741,946</b>	<b>6,031,400</b>	<b>5,879,400</b>	<b>6,152,700</b>	<b>121,300</b>	<b>2.01%</b>
<b>Employee Benefits</b>							
61220	CPP	248,699	260,200	259,900	279,400	19,200	7.38%
61221	EI	107,594	117,600	109,700	117,500	(100)	-0.09%
61222	WSIB Premiums	146,368	154,200	148,000	158,400	4,200	2.72%
61223	OMERS	387,229	409,000	380,100	404,800	(4,200)	-1.03%
61224	EHT	111,494	117,600	112,700	120,000	2,400	2.04%
61225	Group Benefits	427,426	416,500	449,400	448,200	31,700	7.61%
	<b>Total - Employee Benefits</b>	<b>1,428,810</b>	<b>1,475,100</b>	<b>1,459,800</b>	<b>1,528,300</b>	<b>53,200</b>	<b>3.61%</b>
	<b>Total Salaries and Benefits</b>	<b>7,170,756</b>	<b>7,506,500</b>	<b>7,339,200</b>	<b>7,681,000</b>	<b>174,500</b>	<b>2.32%</b>
<b>Other Expenditures</b>							
63042	Equip/Furniture Purchases	12,582	15,000	15,000	15,000		0.00%
63044	Fall Prevention Equipment	13,131	15,000	15,100	15,100	100	0.67%
63073	Hi Intensity Needs-Claimable	10,220	15,000	16,700	15,000		0.00%
63300	Staff Training and Development	10,858	13,500	2,000	13,500		0.00%
63310	Travel & Meal Expenses	4,763	4,500	1,000	3,500	(1,000)	-22.22%
63450	Maintenance of Equipment	30,164	33,500	33,500	42,500	9,000	26.87%
63500	Home Physician	19,710	19,700	19,700	19,700		0.00%
63502	Incontinent Supplies	79,998	85,000	85,000	85,000		0.00%
63503	Medical Supplies	121,098	120,000	122,000	125,000	5,000	4.17%
63518	Physician On Call	15,044	15,000	15,500	15,500	500	3.33%
63531	Other Expenditure Recovery	(10,008)	(8,000)	(7,000)	(8,000)		0.00%
64120	Purchased Service	510,474		320,000			0.00%
	<b>Total - Other Expenditures</b>	<b>818,034</b>	<b>328,200</b>	<b>638,500</b>	<b>341,800</b>	<b>13,600</b>	<b>4.14%</b>
	<b>TOTAL EXPENDITURE</b>	<b>7,988,790</b>	<b>7,834,700</b>	<b>7,977,700</b>	<b>8,022,800</b>	<b>188,100</b>	<b>2.40%</b>
	<b>NET REQUIREMENT</b>	<b>1,493,050</b>	<b>1,337,300</b>	<b>1,467,800</b>	<b>1,459,100</b>	<b>121,800</b>	<b>9.11%</b>



**The County of Grey**  
**Lee Manor**  
**Program & Support Services Summary**  
**2021 BUDGET**  
For the Twelve Months Ending  
December 31, 2020

Account	Description	2019 ACTUAL	2020 BUDGET	2020 YEAR END PROJECTION	2021 BUDGET	2021 BUDGET to 2020 BUDGET Variance \$	2021 BUDGET to 2020 BUDGET Variance %
<b>REVENUE</b>							
51100	Provincial Conditional Grant	(\$687,142)	(\$694,600)	(\$687,000)	(\$692,200)	\$2,400	-0.35%
54070	Miscellaneous	(8,015)		(5,300)			0.00%
	<b>TOTAL REVENUE</b>	<b>(695,157)</b>	<b>(694,600)</b>	<b>(692,300)</b>	<b>(692,200)</b>	<b>2,400</b>	<b>-0.35%</b>
<b>EXPENDITURE</b>							
<b>Salaries and Wages</b>							
61000	Salaries and Wages	395,299	466,300	439,200	471,700	5,400	1.16%
61003	Overtime Wages	1,659		5,000			0.00%
	<b>Total - Salaries &amp; Wages</b>	<b>396,958</b>	<b>466,300</b>	<b>444,200</b>	<b>471,700</b>	<b>5,400</b>	<b>1.16%</b>
<b>Employee Benefits</b>							
61220	CPP	17,782	19,800	20,600	21,700	1,900	9.60%
61221	EI	7,746	8,900	8,600	9,000	100	1.12%
61222	WSIB Premiums	10,323	12,000	11,100	12,200	200	1.67%
61223	OMERS	29,626	29,500	27,700	30,400	900	3.05%
61224	EHT	7,802	9,100	8,800	9,100		0.00%
61225	Group Benefits	35,310	46,000	44,100	45,900	(100)	-0.22%
	<b>Total - Employee Benefits</b>	<b>108,589</b>	<b>125,300</b>	<b>120,900</b>	<b>128,300</b>	<b>3,000</b>	<b>2.39%</b>
	<b>Total Salaries and Benefits</b>	<b>505,547</b>	<b>591,600</b>	<b>565,100</b>	<b>600,000</b>	<b>8,400</b>	<b>1.42%</b>
<b>Other Expenditures</b>							
63010	Association/Membership Fees	460					0.00%
63042	Equip/Furniture Purchases	175	1,750	1,000	1,800	50	2.86%
63070	Other Materials & Services	5,936		4,300			0.00%
63300	Staff Training and Development	2,502	2,000	2,000	2,000		0.00%
63310	Travel & Meal Expenses	1,999	1,000	200	300	(700)	-70.00%
63450	Maintenance of Equipment		1,000	1,000		(1,000)	-100.00%
63504	Raw Food	514	1,500	500	1,500		0.00%
63505	Recreation Supplies	7,211	7,000	7,000	7,000		0.00%
63507	Outside Services	6,679	10,000	3,000	10,000		0.00%
63522	Cable TV Expense	366	400	400	400		0.00%
63759	Volunteer Services	2,138	2,000	2,000	2,000		0.00%
64110	Physiotherapy	82,827	124,600	124,600	124,600		0.00%
64120	Purchased Service	160,573	55,850	60,400	74,700	18,850	33.75%
64128	Occupational Therapy	5,100	8,000	8,000	10,000	2,000	25.00%
64325	Chaplaincy Services	2,710					0.00%
	<b>Total - Other Expenditures</b>	<b>279,190</b>	<b>215,100</b>	<b>214,400</b>	<b>234,300</b>	<b>19,200</b>	<b>8.93%</b>
	<b>TOTAL EXPENDITURE</b>	<b>784,737</b>	<b>806,700</b>	<b>779,500</b>	<b>834,300</b>	<b>27,600</b>	<b>3.42%</b>
	<b>NET REQUIREMENT</b>	<b>89,580</b>	<b>112,100</b>	<b>87,200</b>	<b>142,100</b>	<b>30,000</b>	<b>26.76%</b>

The County of Grey  
Lee Manor  
COVID-19 Summary  
2021 BUDGET  
For the Twelve Months Ending  
December 31, 2020

Account	Description	2019 ACTUAL	2020 BUDGET	2020 YEAR END PROJECTION	2021 BUDGET	2021 BUDGET to 2020 BUDGET Variance \$	2021 BUDGET to 2020 BUDGET Variance %
<b>REVENUE</b>							
51131	Provincial Pandemic ER Grant			(\$412,600)	(\$506,400)	(\$506,400)	100.00%
51132	Provincial Pandemic Pay Grant			(533,600)			0.00%
51135	Fed-Prov Safe Restart Mun Oper'g Fund Phase 1			(555,400)	(396,600)	(396,600)	100.00%
<b>TOTAL REVENUE</b>				<b>(1,501,600)</b>	<b>(903,000)</b>	<b>(903,000)</b>	<b>100.00%</b>
<b>EXPENDITURE</b>							
<b>Salaries and Wages</b>							
61000	Salaries and Wages			1,058,900	606,000	606,000	100.00%
61003	Overtime Wages			31,400			0.00%
<b>Total - Salaries &amp; Wages</b>				<b>1,090,300</b>	<b>606,000</b>	<b>606,000</b>	<b>100.00%</b>
<b>Employee Benefits</b>							
61220	CPP			49,200	26,600	26,600	100.00%
61221	EI			22,300	12,600	12,600	100.00%
61222	WSIB Premiums			25,700	15,600	15,600	100.00%
61223	OMERS			17,500	19,400	19,400	100.00%
61224	EHT			19,900	11,800	11,800	100.00%
61225	Group Benefits			10,000	10,000	10,000	100.00%
<b>Total - Employee Benefits</b>				<b>144,600</b>	<b>96,000</b>	<b>96,000</b>	<b>100.00%</b>
<b>Total Salaries and Benefits</b>				<b>1,234,900</b>	<b>702,000</b>	<b>702,000</b>	<b>100.00%</b>
<b>Other Expenditures</b>							
63310	Travel & Meal Expenses			100	1,000	1,000	100.00%
63803	Pandemic Supplies			233,000	200,000	200,000	100.00%
64803	Pandemic Contracted Services			33,600			0.00%
<b>Total - Other Expenditures</b>				<b>266,700</b>	<b>201,000</b>	<b>201,000</b>	<b>100.00%</b>
<b>TOTAL EXPENDITURE</b>				<b>1,501,600</b>	<b>903,000</b>	<b>903,000</b>	<b>100.00%</b>

**The County of Grey**  
**Lee Manor**  
**Capital Summary**  
**2021 BUDGET**  
For the Twelve Months Ending  
December 31, 2020

Account	Description	2019 ACTUAL	2020 BUDGET	2020 YEAR END PROJECTION	2021 BUDGET	2021 BUDGET to 2020 BUDGET Variance \$	2021 BUDGET to 2020 BUDGET Variance %
<b>REVENUE</b>							
49400	Transfer From Reserve	(\$239,269)	(\$102,500)		(\$1,390,600)	(\$1,288,100)	1256.68%
51134	IPAC Minor Capital Subsidy			(8,400)	(80,000)	(80,000)	100.00%
<b>TOTAL REVENUE</b>		<b>(239,269)</b>	<b>(102,500)</b>	<b>(8,400)</b>	<b>(1,470,600)</b>	<b>(1,368,100)</b>	<b>1334.73%</b>
<b>EXPENDITURE</b>							
<b>Other Expenditures</b>							
63041	Computer Purchases	68,750	25,000	25,000	25,500	500	2.00%
63042	Equip/Furniture Purchases	109,113	88,500	88,500	250,500	162,000	183.05%
63403	Maintenance of Buildings	138,511	200,500	103,400	443,300	242,800	121.10%
64429	Site Maintenance	143,802	12,000	15,000	25,300	13,300	110.83%
69100	Transfer to Reserves				954,000	954,000	100.00%
<b>Total - Other Expenditures</b>		<b>460,176</b>	<b>326,000</b>	<b>231,900</b>	<b>1,698,600</b>	<b>1,372,600</b>	<b>421.04%</b>
<b>TOTAL EXPENDITURE</b>		<b>460,176</b>	<b>326,000</b>	<b>231,900</b>	<b>1,698,600</b>	<b>1,372,600</b>	<b>421.04%</b>
<b>NET REQUIREMENT</b>		<b>220,907</b>	<b>223,500</b>	<b>223,500</b>	<b>228,000</b>	<b>4,500</b>	<b>2.01%</b>



*The County of Grey*  
**Lee Manor**  
**2021 Capital Budget Summary**

PROJECT	2021
Blanket/Towel Warmers	10,000
Dietary Equipment	40,000
From Reserve - Lee Manor General Capital (BCA) Reserve	(25,000)
Driveway and Sidewalk Repair	10,000
From Reserve - Lee Manor General Capital (BCA) Reserve	(3,600)
Dryer	8,500
Floor Replacement	30,300
From Reserve - Lee Manor General Capital (BCA) Reserve	(15,000)
Furniture - Resident Lounges and Dining Rooms	50,000
High-Low Beds and Mattresses	34,500
Home Enhancements	21,000
Information Technology	25,500
Redevelopment of Resident Common Area and Staff Area on Main Floor	102,000
From Reserve - Lee Manor General Capital (BCA) Reserve	(75,000)
From Reserve - Lee Manor Donations Reserve	(27,000)
Replacement of Fire Alarm System	196,000
From Reserve - Lee Manor General Capital (BCA) Reserve	(196,000)
Replacement of Split Air Conditioners	50,000
From Reserve - Lee Manor General Capital (BCA) Reserve	(50,000)
Resident Lifts	26,500
Sanitary Waste Removal System and Storm Water including Drains	15,300
Whirlpool Tubs	45,000
From Reserve - Lee Manor General Capital (BCA) Reserve	(45,000)
Transfer To Reserve	
To Reserve - Lee Manor General Capital (BCA) Reserve	954,000
From Reserve - Administration - Pay Equity Reserve	(954,000)
<b>Net Levy Requirements</b>	<b>228,000</b>



**COUNTY OF GREY  
ROCKWOOD TERRACE  
2021 BUDGET NET DEPARTMENT REQUIREMENT SUMMARY**

**OPERATING SUMMARY**

	2019	2020		2021			Net Budget Change	
	Actual	Budgeted Levy	Year End Projection	Revenue	Budgeted Expenditure	Levy	2021 Budget vs 2020 Budget Variance \$	Variance %
General - Revenue	(\$294,915)	(\$295,900)	(\$316,500)	(\$343,400)	\$12,700	(\$330,700)	(\$34,800)	11.76%
Other Accommodation - Summary	\$591,332	\$810,800	\$815,100	(\$2,135,700)	\$3,047,300	\$911,600	\$100,800	12.43%
Raw Food - Dietary	\$5,837	\$0	\$29,900	(\$355,200)	\$361,900	\$6,700	\$6,700	100.00%
Nursing & Personal Care - Summary	\$779,305	\$1,034,000	\$978,300	(\$4,448,800)	\$5,549,100	\$1,100,300	\$66,300	6.41%
Programs - Summary	\$44,257	\$64,700	\$52,300	(\$473,700)	\$557,100	\$83,400	\$18,700	28.90%
Pandemic COVID-19 Summary	\$0	\$0	\$0	(\$508,800)	\$508,800	\$0	\$0	100.00%
<b>Total Operating</b>	<b>\$1,125,816</b>	<b>\$1,613,600</b>	<b>\$1,559,100</b>	<b>(\$8,265,600)</b>	<b>\$10,036,900</b>	<b>\$1,771,300</b>	<b>\$157,700</b>	<b>9.77%</b>

**CAPITAL SUMMARY**

	2019	2020		2021			Net Budget Change	
	Actual	Budgeted Levy	Year End Projection	Revenue	Budgeted Expenditure	Levy	2021 Budget vs 2020 Budget Variance \$	Variance %
Administration	\$301,065	\$295,800	\$295,800	(\$414,500)	\$716,200	\$301,700	\$5,900	1.99%
<b>Total Capital</b>	<b>\$301,065</b>	<b>\$295,800</b>	<b>\$295,800</b>	<b>(\$414,500)</b>	<b>\$716,200</b>	<b>\$301,700</b>	<b>\$5,900</b>	<b>1.99%</b>

**OPERATING AND CAPITAL COMBINED SUMMARY**

	2019	2020		2021			Net Budget Change	
	Actual	Budgeted Levy	Year End Projection	Revenue	Budgeted Expenditure	Levy	2021 Budget vs 2020 Budget Variance \$	Variance %
Operating	\$1,125,816	\$1,613,600	\$1,559,100	(\$8,265,600)	\$10,036,900	\$1,771,300	\$157,700	9.77%
Capital	\$301,065	\$295,800	\$295,800	(\$414,500)	\$716,200	\$301,700	\$5,900	1.99%
<b>Grand Total</b>	<b>\$1,426,881</b>	<b>\$1,909,400</b>	<b>\$1,854,900</b>	<b>(\$8,680,100)</b>	<b>\$10,753,100</b>	<b>\$2,073,000</b>	<b>\$163,600</b>	<b>8.57%</b>

The County of Grey  
Rockwood Terrace  
General - Revenue (Operating)  
2021 BUDGET  
For the Twelve Months Ending  
December 31, 2020

Account	Description	2019 ACTUAL	2020 BUDGET	2020 YEAR END PROJECTION	2021 BUDGET	2021 BUDGET to 2020 BUDGET Variance \$	2021 BUDGET to 2020 BUDGET Variance %
<b>REVENUE</b>							
49000	Investment Income	(\$4)					0.00%
51100	Provincial Conditional Grant	12,794					0.00%
54031	Building Rentals	(10,946)	(5,600)	(11,100)	(11,100)	(5,500)	98.21%
54081	Receipts From Pref. Private	(231,412)	(230,700)	(237,100)	(242,700)	(12,000)	5.20%
54082	Receipts From Pref. Semi	(57,126)	(53,200)	(61,500)	(64,400)	(11,200)	21.05%
54095	Receipts From Telephone	(5,581)	(5,400)	(4,900)	(5,100)	300	-5.56%
54096	Receipts From Hairdresser	(23,364)	(22,200)	(11,800)	(20,100)	2,100	-9.46%
	<b>TOTAL REVENUE</b>	<b>(315,639)</b>	<b>(317,100)</b>	<b>(326,400)</b>	<b>(343,400)</b>	<b>(26,300)</b>	<b>8.29%</b>
<b>EXPENDITURE</b>							
<b>Other Expenditures</b>							
64096	Hairdresser Services	20,431	20,900	9,900	12,700	(8,200)	-39.23%
65200	Bank Charges	293	300			(300)	-100.00%
	<b>Total - Other Expenditures</b>	<b>20,724</b>	<b>21,200</b>	<b>9,900</b>	<b>12,700</b>	<b>(8,500)</b>	<b>-40.09%</b>
	<b>TOTAL EXPENDITURE</b>	<b>20,724</b>	<b>21,200</b>	<b>9,900</b>	<b>12,700</b>	<b>(8,500)</b>	<b>-40.09%</b>
	<b>NET REQUIREMENT</b>	<b>(294,915)</b>	<b>(295,900)</b>	<b>(316,500)</b>	<b>(330,700)</b>	<b>(34,800)</b>	<b>11.76%</b>

The County of Grey  
Rockwood Terrace  
Other Accommodation - Summary (Operating)  
2021 BUDGET  
For the Twelve Months Ending  
December 31, 2020

Account	Description	2019 ACTUAL	2020 BUDGET	2020 YEAR END PROJECTION	2021 BUDGET	2021 BUDGET to 2020 BUDGET Variance \$	2021 BUDGET to 2020 BUDGET Variance %
<b>REVENUE</b>							
49400	Transfer From Reserve	(\$185,556)	(\$10,000)	(\$2,000)	(\$10,000)		0.00%
51100	Provincial Conditional Grant	(186,078)	(142,300)	(100,600)	(59,400)	82,900	-58.26%
54080	Receipts From Basic	(808,307)	(816,200)	(727,600)	(722,400)	93,800	-11.49%
54083	Receipts From Private	(750,576)	(748,200)	(769,100)	(787,100)	(38,900)	5.20%
54084	Receipts From Semi	(416,871)	(387,900)	(441,100)	(469,800)	(81,900)	21.11%
54087	Exceptional Circumstances	(28,131)	(33,000)	(87,300)	(87,000)	(54,000)	163.64%
	<b>TOTAL REVENUE</b>	<b>(2,375,519)</b>	<b>(2,137,600)</b>	<b>(2,127,700)</b>	<b>(2,135,700)</b>	<b>1,900</b>	<b>-0.09%</b>
<b>EXPENDITURE</b>							
<b>Salaries and Wages</b>							
61000	Salaries and Wages	1,538,871	1,616,800	1,643,000	1,668,500	51,700	3.20%
61003	Overtime Wages	12,948		15,600			0.00%
61009	Salary Recoveries			(200)			0.00%
	<b>Total - Salaries &amp; Wages</b>	<b>1,551,819</b>	<b>1,616,800</b>	<b>1,658,400</b>	<b>1,668,500</b>	<b>51,700</b>	<b>3.20%</b>
<b>Employee Benefits</b>							
61220	CPP	68,598	70,000	73,000	75,300	5,300	7.57%
61221	EI	30,898	32,000	32,100	32,800	800	2.50%
61222	WSIB Premiums	39,251	41,000	41,700	42,400	1,400	3.41%
61223	OMERS	120,028	129,400	127,200	129,600	200	0.15%
61224	EHT	30,322	31,500	32,000	32,600	1,100	3.49%
61225	Group Benefits	112,806	118,600	126,300	126,100	7,500	6.32%
61228	Boot Allowance	404	1,000	400	1,000		0.00%
61260	Service Awards	5,555	3,600	300	3,000	(600)	-16.67%
	<b>Total - Employee Benefits</b>	<b>407,862</b>	<b>427,100</b>	<b>433,000</b>	<b>442,800</b>	<b>15,700</b>	<b>3.68%</b>
	<b>Total Salaries and Benefits</b>	<b>1,959,681</b>	<b>2,043,900</b>	<b>2,091,400</b>	<b>2,111,300</b>	<b>67,400</b>	<b>3.30%</b>
<b>Other Expenditures</b>							
63000	Advertising	230	200	200	200		0.00%
63010	Association/Membership Fees	12,780	16,000	16,000	16,300	300	1.88%
63030	Copying & Printing	7,434	7,000	7,000	7,000		0.00%
63041	Computer Purchases	478					0.00%
63042	Equip/Furniture Purchases	6,713	13,200	23,200	6,000	(7,200)	-54.55%
63051	Telephone	17,613	16,800	18,000	17,700	900	5.36%
63052	Cellular	10,149	9,000	6,100	7,000	(2,000)	-22.22%
63060	Office & Charting Supplies	13,415	13,000	10,000	10,000	(3,000)	-23.08%
63063	Postage/Courier/Freight	635	1,000	1,000	500	(500)	-50.00%
63067	Resident Life Improvements	7,127	10,000	2,000	10,000		0.00%
63070	Other Materials & Services	10,774	14,200	10,600	13,200	(1,000)	-7.04%
63300	Staff Training and Development	2,320	4,500	2,300	4,500		0.00%
63310	Travel & Meal Expenses	4,568	5,300	3,000	3,300	(2,000)	-37.74%
63401	Cleaning Supplies	12,377	23,000	23,000	23,000		0.00%
63402	Chemicals	19,015	18,300	16,000	16,000	(2,300)	-12.57%
63403	Maintenance of Buildings	64,595	60,000	60,000	65,000	5,000	8.33%
63409	Non Contract Chemicals	12,253					0.00%
63419	Waste Disposal	16,619	15,000	14,000	13,000	(2,000)	-13.33%
63440	Heat	59,120	60,000	58,000	55,000	(5,000)	-8.33%
63441	Hydro/Water	100,023	90,000	101,100	90,000		0.00%
63442	Water/Sewage & Fire Protect.	39,517	42,000	42,000	42,000		0.00%
63450	Maintenance of Equipment	12,895	16,000	17,900	21,500	5,500	34.38%
63485	Maintenance of Grounds	5,095	7,000	7,000	7,000		0.00%

The County of Grey  
Rockwood Terrace  
Other Accommodation - Summary (Operating)  
2021 BUDGET  
For the Twelve Months Ending  
December 31, 2020

Account	Description	2019 ACTUAL	2020 BUDGET	2020 YEAR END PROJECTION	2021 BUDGET	2021 BUDGET to 2020 BUDGET Variance \$	2021 BUDGET to 2020 BUDGET Variance %
63486	Snow Removal	\$8,126	\$10,000	\$10,000	\$10,000		0.00%
63508	Paper Supplies	16,146	16,500	24,000	24,000	7,500	45.45%
63520	Linen	7,198	9,000	14,700	9,000		0.00%
63522	Cable TV Expense	6,926	7,000	7,200	7,500	500	7.14%
63523	Dishes	5,382	7,000	5,000	6,000	(1,000)	-14.29%
63530	Cable TV Recovery	(1,806)		(1,400)			0.00%
63531	Other Expenditure Recovery	(30,984)	(23,000)	(20,500)	(22,000)	1,000	-4.35%
64020	Computer Support/Maintenance	41,779	51,000	53,300	53,800	2,800	5.49%
64100	Legal Fees	3,971	5,000	2,200	5,000		0.00%
64101	Audit Fees	273					0.00%
64102	Professional & Consulting fees	254,913	50,000	5,000	25,000	(25,000)	-50.00%
64120	Purchased Service	27,733	31,200	25,000	33,100	1,900	6.09%
65110	Insurance	99,983	73,200	73,200	85,000	11,800	16.12%
67000	Interfunc. Admin Charges	93,762	166,900	156,100	213,400	46,500	27.86%
67007	Interfunc. Rent	(12,509)	(12,800)	(12,800)	(12,500)	300	-2.34%
67013	Interfunc. Audit Fees	7,432	7,500	7,500	7,600	100	1.33%
67014	Interfunc. IS Costs	51,100	72,500	72,500	70,900	(1,600)	-2.21%
67023	Interfunc. Laundry	(8,000)	(8,000)	(8,000)	(8,000)		0.00%
<b>Total - Other Expenditures</b>		<b>1,007,170</b>	<b>904,500</b>	<b>851,400</b>	<b>936,000</b>	<b>31,500</b>	<b>3.48%</b>
<b>TOTAL EXPENDITURE</b>		<b>2,966,851</b>	<b>2,948,400</b>	<b>2,942,800</b>	<b>3,047,300</b>	<b>98,900</b>	<b>3.35%</b>
<b>NET REQUIREMENT</b>		<b>591,332</b>	<b>810,800</b>	<b>815,100</b>	<b>911,600</b>	<b>100,800</b>	<b>12.43%</b>



The County of Grey  
Rockwood Terrace  
Raw Food - Dietary (Operating)  
**2021 BUDGET**  
For the Twelve Months Ending  
December 31, 2020

Account	Description	2019 ACTUAL	2020 BUDGET	2020 YEAR END PROJECTION	2021 BUDGET	2021 BUDGET to 2020 BUDGET Variance \$	2021 BUDGET to 2020 BUDGET Variance %
<b>REVENUE</b>							
51100	Provincial Conditional Grant	(\$348,210)	(\$350,900)	(\$377,800)	(\$355,200)	(\$4,300)	1.23%
	<b>TOTAL REVENUE</b>	<b>(348,210)</b>	<b>(350,900)</b>	<b>(377,800)</b>	<b>(355,200)</b>	<b>(4,300)</b>	<b>1.23%</b>
<b>EXPENDITURE</b>							
<b>Other Expenditures</b>							
63504	Raw Food	354,663	350,900	407,800	361,900	11,000	3.13%
63531	Other Expenditure Recovery	(616)		(100)			0.00%
	<b>Total - Other Expenditures</b>	<b>354,047</b>	<b>350,900</b>	<b>407,700</b>	<b>361,900</b>	<b>11,000</b>	<b>3.13%</b>
	<b>TOTAL EXPENDITURE</b>	<b>354,047</b>	<b>350,900</b>	<b>407,700</b>	<b>361,900</b>	<b>11,000</b>	<b>3.13%</b>
	<b>NET REQUIREMENT</b>	<b>5,837</b>		<b>29,900</b>	<b>6,700</b>	<b>6,700</b>	<b>100.00%</b>

The County of Grey  
Rockwood Terrace  
Nursing & Personal Care Summary (Operating)  
2021 BUDGET  
For the Twelve Months Ending  
December 31, 2020

Account	Description	2019 ACTUAL	2020 BUDGET	2020 YEAR END PROJECTION	2021 BUDGET	2021 BUDGET to 2020 BUDGET Variance \$	2021 BUDGET to 2020 BUDGET Variance %
<b>REVENUE</b>							
51100	Provincial Conditional Grant	(\$4,291,846)	(\$4,284,900)	(\$4,239,000)	(\$4,149,500)	\$135,400	-3.16%
51115	Prov. High Needs & Lab Claim	(7,275)	(4,000)	(5,000)	(4,000)		0.00%
51118	Provincial Physician Grant	(15,044)	(15,000)	(15,500)	(15,500)	(500)	3.33%
51127	Fall Prevention Equipment Grant	(9,996)	(10,000)	(10,200)	(10,200)	(200)	2.00%
51129	Global Level of Care Subsidy	(48,675)	(64,800)	(142,000)	(245,400)	(180,600)	278.70%
51189	High Cost Supplies and Services Per	(23,725)	(23,800)	(24,200)	(24,200)	(400)	1.68%
<b>TOTAL REVENUE</b>		<b>(4,396,561)</b>	<b>(4,402,500)</b>	<b>(4,435,900)</b>	<b>(4,448,800)</b>	<b>(46,300)</b>	<b>1.05%</b>
<b>EXPENDITURE</b>							
<b>Salaries and Wages</b>							
61000	Salaries and Wages	3,764,273	4,189,400	3,824,400	4,270,000	80,600	1.92%
61003	Overtime Wages	126,687		165,500			0.00%
61009	Salary Recoveries	(11,863)		(1,500)			0.00%
<b>Total - Salaries &amp; Wages</b>		<b>3,879,097</b>	<b>4,189,400</b>	<b>3,988,400</b>	<b>4,270,000</b>	<b>80,600</b>	<b>1.92%</b>
<b>Employee Benefits</b>							
61220	CPP	164,458	176,700	172,200	185,500	8,800	4.98%
61221	EI	73,084	80,700	76,000	81,500	800	0.99%
61222	WSIB Premiums	99,178	107,500	102,300	109,800	2,300	2.14%
61223	OMERS	241,133	242,800	244,800	258,700	15,900	6.55%
61224	EHT	75,943	81,700	77,600	83,300	1,600	1.96%
61225	Group Benefits	313,172	303,500	306,000	296,400	(7,100)	-2.34%
<b>Total - Employee Benefits</b>		<b>966,968</b>	<b>992,900</b>	<b>978,900</b>	<b>1,015,200</b>	<b>22,300</b>	<b>2.25%</b>
<b>Total Salaries and Benefits</b>		<b>4,846,065</b>	<b>5,182,300</b>	<b>4,967,300</b>	<b>5,285,200</b>	<b>102,900</b>	<b>1.99%</b>
<b>Other Expenditures</b>							
63042	Equip/Furniture Purchases	8,384	10,000	5,000	15,000	5,000	50.00%
63044	Fall Prevention Equipment	10,712	10,000	12,500	10,200	200	2.00%
63073	Hi Intensity Needs-Claimable	5,285	4,000	5,000	5,000	1,000	25.00%
63300	Staff Training and Development	9,359	7,000	4,000	7,000		0.00%
63310	Travel & Meal Expenses	3,769	6,000		4,000	(2,000)	-33.33%
63450	Maintenance of Equipment	28,228	25,000	14,000	30,000	5,000	20.00%
63500	Home Physician	13,140	13,200	13,200	13,200		0.00%
63502	Incontinent Supplies	48,217	52,000	52,000	52,000		0.00%
63503	Medical Supplies	106,899	120,000	120,000	120,000		0.00%
63507	Outside Services	1,244					0.00%
63518	Physician On Call	15,044	15,000	15,500	15,500	500	3.33%
63531	Other Expenditure Recovery	(14,622)	(8,000)	(8,000)	(8,000)		0.00%
64120	Purchased Service	94,142		213,700			0.00%
<b>Total - Other Expenditures</b>		<b>329,801</b>	<b>254,200</b>	<b>446,900</b>	<b>263,900</b>	<b>9,700</b>	<b>3.82%</b>
<b>TOTAL EXPENDITURE</b>		<b>5,175,866</b>	<b>5,436,500</b>	<b>5,414,200</b>	<b>5,549,100</b>	<b>112,600</b>	<b>2.07%</b>
<b>NET REQUIREMENT</b>		<b>779,305</b>	<b>1,034,000</b>	<b>978,300</b>	<b>1,100,300</b>	<b>66,300</b>	<b>6.41%</b>

The County of Grey  
Rockwood Terrace  
Program & Support Services Summary (Operating)  
2021 BUDGET  
For the Twelve Months Ending  
December 31, 2020

Account	Description	2019 ACTUAL	2020 BUDGET	2020 YEAR END PROJECTION	2021 BUDGET	2021 BUDGET to 2020 BUDGET Variance \$	2021 BUDGET to 2020 BUDGET Variance %
<b>REVENUE</b>							
51100	Provincial Conditional Grant	(\$465,245)	(\$470,300)	(\$473,700)	(\$473,700)	(\$3,400)	0.72%
	<b>TOTAL REVENUE</b>	<b>(465,245)</b>	<b>(470,300)</b>	<b>(473,700)</b>	<b>(473,700)</b>	<b>(3,400)</b>	<b>0.72%</b>
<b>EXPENDITURE</b>							
<b>Salaries and Wages</b>							
61000	Salaries and Wages	269,816	282,600	282,600	298,400	15,800	5.59%
61003	Overtime Wages	781		300			0.00%
61009	Salary Recoveries	(1,770)					0.00%
	<b>Total - Salaries &amp; Wages</b>	<b>268,827</b>	<b>282,600</b>	<b>282,900</b>	<b>298,400</b>	<b>15,800</b>	<b>5.59%</b>
<b>Employee Benefits</b>							
61220	CPP	11,628	12,400	12,800	13,500	1,100	8.87%
61221	EI	5,206	5,700	5,600	5,900	200	3.51%
61222	WSIB Premiums	6,995	7,300	7,300	7,700	400	5.48%
61223	OMERS	22,664	23,500	23,000	24,300	800	3.40%
61224	EHT	5,287	5,500	5,500	5,800	300	5.45%
61225	Group Benefits	14,787	16,900	18,100	17,600	700	4.14%
	<b>Total - Employee Benefits</b>	<b>66,567</b>	<b>71,300</b>	<b>72,300</b>	<b>74,800</b>	<b>3,500</b>	<b>4.91%</b>
	<b>Total Salaries and Benefits</b>	<b>335,394</b>	<b>353,900</b>	<b>355,200</b>	<b>373,200</b>	<b>19,300</b>	<b>5.45%</b>
<b>Other Expenditures</b>							
63300	Staff Training and Development	590	2,000	300	2,000		0.00%
63310	Travel & Meal Expenses	659	2,000	300	1,500	(500)	-25.00%
63450	Maintenance of Equipment	479	500	500	500		0.00%
63504	Raw Food	911	2,000	1,000	2,000		0.00%
63505	Recreation Supplies	4,375	4,000	4,000	4,000		0.00%
63507	Outside Services	10,678	10,000	4,000	10,000		0.00%
63531	Other Expenditure Recovery	(3,174)	(2,000)			2,000	-100.00%
63759	Volunteer Services	921	500	1,000	1,000	500	100.00%
64110	Physiotherapy	54,794	83,100	83,100	83,100		0.00%
64120	Purchased Service	93,287	68,000	65,600	68,800	800	1.18%
64325	Chaplaincy Services	10,588	11,000	11,000	11,000		0.00%
	<b>Total - Other Expenditures</b>	<b>174,108</b>	<b>181,100</b>	<b>170,800</b>	<b>183,900</b>	<b>2,800</b>	<b>1.55%</b>
	<b>TOTAL EXPENDITURE</b>	<b>509,502</b>	<b>535,000</b>	<b>526,000</b>	<b>557,100</b>	<b>22,100</b>	<b>4.13%</b>
	<b>NET REQUIREMENT</b>	<b>44,257</b>	<b>64,700</b>	<b>52,300</b>	<b>83,400</b>	<b>18,700</b>	<b>28.90%</b>

The County of Grey  
Rockwood Terrace  
COVID-19 Pandemic Summary  
2021 BUDGET  
For the Twelve Months Ending  
December 31, 2020

Account	Description	2019 ACTUAL	2020 BUDGET	2020 YEAR END PROJECTION	2021 BUDGET	2021 BUDGET to 2020 BUDGET Variance \$	2021 BUDGET to 2020 BUDGET Variance %
<b>REVENUE</b>							
51131	Provincial Pandemic ER Grant			(\$414,200)	(\$508,800)	(\$508,800)	100.00%
51132	Provincial Pandemic Pay Grant			(341,400)			0.00%
51135	Fed-Prov Safe Restart Mun Oper'g Fund Phase 1			(145,500)			0.00%
<b>TOTAL REVENUE</b>				<b>(901,100)</b>	<b>(508,800)</b>	<b>(508,800)</b>	<b>100.00%</b>
<b>EXPENDITURE</b>							
<b>Salaries and Wages</b>							
61000	Salaries and Wages			524,900	289,900	289,900	100.00%
61003	Overtime Wages			11,300			0.00%
<b>Total - Salaries &amp; Wages</b>				<b>536,200</b>	<b>289,900</b>	<b>289,900</b>	<b>100.00%</b>
<b>Employee Benefits</b>							
61220	CPP			26,300	14,100	14,100	100.00%
61221	EI			11,000	6,100	6,100	100.00%
61222	WSIB Premiums			13,900	7,500	7,500	100.00%
61223	OMERS			12,400	14,100	14,100	100.00%
61224	EHT			10,400	5,700	5,700	100.00%
61225	Group Benefits			8,000	9,400	9,400	100.00%
<b>Total - Employee Benefits</b>				<b>82,000</b>	<b>56,900</b>	<b>56,900</b>	<b>100.00%</b>
<b>Total Salaries and Benefits</b>				<b>618,200</b>	<b>346,800</b>	<b>346,800</b>	<b>100.00%</b>
<b>Other Expenditures</b>							
63310	Travel & Meal Expenses			100			0.00%
63803	Pandemic Supplies			199,600	158,500	158,500	100.00%
64803	Pandemic Contracted Services			83,200	3,500	3,500	100.00%
<b>Total - Other Expenditures</b>				<b>282,900</b>	<b>162,000</b>	<b>162,000</b>	<b>100.00%</b>
<b>TOTAL EXPENDITURE</b>				<b>901,100</b>	<b>508,800</b>	<b>508,800</b>	<b>100.00%</b>

The County of Grey  
Rockwood Terrace  
Capital Summary  
2021 BUDGET  
For the Twelve Months Ending  
December 31, 2020

Account	Description	2019 ACTUAL	2020 BUDGET	2020 YEAR END PROJECTION	2021 BUDGET	2021 BUDGET to 2020 BUDGET Variance \$	2021 BUDGET to 2020 BUDGET Variance %
<b>REVENUE</b>							
49300	Sale of Assets	(\$670)		(\$700)			0.00%
49400	Transfer From Reserve	(5,556)	(756,200)		(154,800)	601,400	-79.53%
51133	Minor Capital Subsidy				(159,700)	(159,700)	100.00%
51134	IPAC Minor Capital Subsidy			(11,200)	(100,000)	(100,000)	100.00%
	<b>TOTAL REVENUE</b>	<b>(6,226)</b>	<b>(756,200)</b>	<b>(11,900)</b>	<b>(414,500)</b>	<b>341,700</b>	<b>-45.19%</b>
<b>EXPENDITURE</b>							
<b>Other Expenditures</b>							
63041	Computer Purchases	24,418	15,000	15,000	15,000		0.00%
63042	Equip/Furniture Purchases	149,325	87,400	115,000	152,300	64,900	74.26%
63403	Maintenance of Buildings	29,539	814,700	11,200	341,900	(472,800)	-58.03%
69100	Transfer to Reserves	104,009	134,900	166,500	207,000	72,100	53.45%
	<b>Total - Other Expenditures</b>	<b>307,291</b>	<b>1,052,000</b>	<b>307,700</b>	<b>716,200</b>	<b>(335,800)</b>	<b>-31.92%</b>
	<b>TOTAL EXPENDITURE</b>	<b>307,291</b>	<b>1,052,000</b>	<b>307,700</b>	<b>716,200</b>	<b>(335,800)</b>	<b>-31.92%</b>
	<b>NET REQUIREMENT</b>	<b>301,065</b>	<b>295,800</b>	<b>295,800</b>	<b>301,700</b>	<b>5,900</b>	<b>1.99%</b>



*The County of Grey*  
**Rockwood Terrace**  
**2021 Capital Budget Summary**

PROJECT	2021
Balcony Upgrades	26,200
From Reserve - Rockwood Terrace General Capital (BCA) Reserve	(26,200)
Blanket/Towel Warmers	11,600
Domestic Water Supply & Distribution	30,000
From Reserve - Rockwood Terrace General Capital (BCA) Reserve	(30,000)
Dryer	8,600
From Reserve - Rockwood Terrace General Capital (BCA) Reserve	(8,600)
Elevators	11,000
High-Low Beds and Mattresses	25,500
Home Enhancements	10,000
From Reserve - Rockwood Terrace Donation Reserve	(10,000)
Information Technology	15,000
Plumbing Fixtures Replacement	10,000
From Reserve - Rockwood Terrace General Capital (BCA) Reserve	(10,000)
Replacement of Fire Pumps	15,000
Resident Lifts	16,600
Vinyl Flooring Replacements	50,000
From Reserve - Rockwood Terrace General Capital (BCA) Reserve	(50,000)
Window Replacement	20,000
From Reserve - Rockwood Terrace General Capital (BCA) Reserve	(20,000)
To Reserve - Rockwood Terrace General Capital (BCA) Reserve	207,000
<b>Net Levy Requirements</b>	<b>301,700</b>



**COUNTY OF GREY  
LONG TERM CARE REDEVELOPMENT  
2021 BUDGET NET DEPARTMENT REQUIREMENT SUMMARY**

**OPERATING SUMMARY**

	2019	2020		2021			Net Budget Change	
	Actual	Budgeted Levy	Year End Projection	Revenue	Budgeted Expenditure	Levy	2021 Budget vs 2020 Budget Variance \$	Variance %
Long Term Care Redevelopment	\$0	\$0	\$0	\$0	\$0	\$0	\$0	0.00%
Total Operating	\$0	\$0	\$0	\$0	\$0	\$0	\$0	0.00%

**CAPITAL SUMMARY**

	2019	2020		2021			Net Budget Change	
	Actual	Budgeted Levy	Year End Projection	Revenue	Budgeted Expenditure	Levy	2021 Budget vs 2020 Budget Variance \$	Variance %
Long Term Care Redevelopment	\$1,402,687	\$1,361,000	\$1,361,000	\$0	\$1,361,000	\$1,361,000	\$0	0.00%
Total Capital	\$1,402,687	\$1,361,000	\$1,361,000	\$0	\$1,361,000	\$1,361,000	\$0	0.00%

**OPERATING AND CAPITAL COMBINED SUMMARY**

	2019	2020		2021			Net Budget Change	
	Actual	Budgeted Levy	Year End Projection	Revenue	Budgeted Expenditure	Levy	2021 Budget vs 2020 Budget Variance \$	Variance %
Operating	\$0	\$0	\$0	\$0	\$0	\$0	\$0	0.00%
Capital	\$1,402,687	\$1,361,000	\$1,361,000	\$0	\$1,361,000	\$1,361,000	\$0	0.00%
Grand Total	\$1,402,687	\$1,361,000	\$1,361,000	\$0	\$1,361,000	\$1,361,000	\$0	0.00%

The County of Grey  
Long Term Care Redevelopment  
Operating Summary  
2021 BUDGET  
For the Twelve Months Ending  
December 31, 2020

Account	Description	2019 ACTUAL	2020 BUDGET	2020 YEAR END PROJECTION	2021 BUDGET	2021 BUDGET to 2020 BUDGET Variance \$	2021 BUDGET to 2020 BUDGET Variance %
<b>REVENUE</b>							
49400	Transfer From Reserve			(\$1,700)			0.00%
	<b>TOTAL REVENUE</b>			<b>(1,700)</b>			<b>0.00%</b>
<b>EXPENDITURE</b>							
<b>Other Expenditures</b>							
64102	Professional & Consulting fees			1,700			0.00%
	<b>Total - Other Expenditures</b>			<b>1,700</b>			<b>0.00%</b>
	<b>TOTAL EXPENDITURE</b>			<b>1,700</b>			<b>0.00%</b>



The County of Grey  
Long Term Care Redevelopment  
LTC Capital  
2021 BUDGET  
For the Twelve Months Ending  
December 31, 2020

Account	Description	2019 ACTUAL	2020 BUDGET	2020 YEAR END PROJECTION	2021 BUDGET	2021 BUDGET to 2020 BUDGET Variance \$	2021 BUDGET to 2020 BUDGET Variance %
<b>REVENUE</b>							
49400	Transfer From Reserve			(\$69,400)			0.00%
	<b>TOTAL REVENUE</b>			<b>(69,400)</b>			<b>0.00%</b>
<b>EXPENDITURE</b>							
<b>Other Expenditures</b>							
63070	Other Materials & Services			30,900			0.00%
63911	Land	2,000					0.00%
64100	Legal Fees	913					0.00%
64102	Professional & Consulting fees	38,764		38,500			0.00%
69100	Transfer to Reserves	1,361,010	1,361,000	1,361,000	1,361,000		0.00%
	<b>Total - Other Expenditures</b>	<b>1,402,687</b>	<b>1,361,000</b>	<b>1,430,400</b>	<b>1,361,000</b>		<b>0.00%</b>
	<b>TOTAL EXPENDITURE</b>	<b>1,402,687</b>	<b>1,361,000</b>	<b>1,430,400</b>	<b>1,361,000</b>		<b>0.00%</b>
	<b>NET REQUIREMENT</b>	<b>1,402,687</b>	<b>1,361,000</b>	<b>1,361,000</b>	<b>1,361,000</b>		<b>0.00%</b>

## Transportation and Public Safety Budget DETAIL

### Transportation and Public Safety Function Overview

The 2021 budgets for the Transportation and Public Safety function includes a net requirement (total of operating and capital) of \$28,474,700 compared to \$27,100,200 in 2020, an increase of \$1,384,500.

### Paramedic Services DETAILS

The 2021 Paramedic Services departmental budget(s) include a net departmental requirement (total of operating and capital) of \$7,498,900 compared to \$7,219,500 in 2020, an increase of \$279,400.

### Operating Budget

The 2021 operating budget reflects a \$252,800 increase as compared to 2020.

The Ministry of Health provides current year funding based upon 50% of the previous year's operating budget, adjusted for Public Sector Accounting Board (PSAB) eligible expenditures (such as amortization, future benefit and future WSIB costs for example). In 2019 the funding model was adjusted and adjustments for inflation are no longer provided. The 2021 budgeted grant amount has been calculated using the assumption that the funding model used for 2019 and 2020 will continue.

This Grant figure excludes provincial funding provided by the South West LHIN (SW LHIN) budgeted for the Community Paramedicine initiative.

The 2021 proposed budget includes a response time enhancement and changes to the system service delivery that will implement new models of care that were discussed at Committee of the Whole October 22, 2020. Staff recommended that additional staffing be added at the Chatsworth station to allow for night coverage seven days a week; this would result in four additional full time staff and the impact on the budget for these additional staff members as well as the backfill cost for vacation, sick, training etc. hours is \$683,000. In keeping with the funding mechanism used for previous increases in staffing, 50% of the cost is shown as funded from reserve in 2021 and 50% from levy; this assumes that the funding model will not change and that the Ministry will fund 50% in 2022.

Recent updates to the Ambulance Act will allow paramedics to assess patients and make decisions to manage patients in new ways such as providing some forms of treating and referring the patient to continuing care or releasing the patient, without the need for transport to the emergency department. Previously, paramedics were bound by law to transport patients to hospital facilities only. The first two new models of care focus on mental health and palliative care; by providing more flexibility patients will receive the most appropriate care while reducing unnecessary trips to emergency departments. This approach will also assist in having ambulances available to respond to emergencies by not having their services tied up

on low acuity calls and can be achieved through use of existing staff resources without an impact on the budget.

Excluding the Community Paramedicine program, COVID costs shown as funded from grant and wages paid to Transportation Services staff performing repairs on Paramedic Services vehicles, salaries and benefits have increased \$1,151,500 as compared with the 2020 budget. This includes the cost of response time enhancement cost totaling \$683,000 as discussed above. Salaries and benefits represent 84.7% of the total operating budget expenditures. The salaries and benefits budget lines have also been impacted by the following:

- A provision for the salary increases for unionized staff has been estimated as the collective agreement expired December 31, 2020
- A cost of living adjustment increase of 1.62% for non union staff.

The budget page “Paramedic Services General” includes a \$80,800 transfer from the Paramedic Services Reserve to fund one time costs for moving to new scheduling software and the purchase of helmets and vests. A change in scheduling software is included in the computer support/maintenance budget line; this change will better match the operational requirements of the department as well as meet the demands of the collective agreement. This will result in improvements to paramedic access to schedules, ease and consistency of scheduling and reporting capabilities. Also included in the computer support/maintenance budget is enhancements to existing software for CadLink totaling

\$32,900. CadLink is a live data feed from the London Central Ambulance Communications Centre (CACC) that shares call details in real time to a computer in the ambulance. Information shared includes directions, routing, patient details, flags etc. that populates a significant portion of the electronic ambulance call report. CadLink will ensure consistent messaging of information, improve response times when the location of the call is unknown as well as improve consistency of data. Realtime data also provides operational information that can be viewed on a dashboard that will assist with deployment decision making.

The Public Access Defib Program (PAD) budget includes \$9,300 to provide Automatic External Defibrillator (AED) supplies to public access program locations and a PAD loaner program. There are currently 148 AED's in the community as part of the PAD program. The loaner program will allow the public to borrow an AED at no cost for short-term community and family events within Grey County.

The 2021 budget for the Community Paramedic program has been developed based on the 2020 program funding. The current program consists of home visits, remote patient monitoring, community clinics and referrals and runs seven days a week; any change in funding will impact service levels as this program is fully funded by the Province.

The Ministry of Long-Term Care has recently announced the development of a Community Paramedicine for Long-Term Care program and staff will be working to develop a budget for the Ministry's review and consideration. This new initiative has not been included in the proposed 2021 budget.

The *Supporting Ontario's First Responders Act, 2016* is a key component of a comprehensive strategy to deal with first responder PTSD. Grey County paramedics are included in the list of workers affected under this legislation. Included in the Act are strategies to prevent or mitigate PTSD. One requirement is for employer to develop and deliver workplace policies and prevention programs for paramedics and other first responders. The 2021 budget continues to build on a program that began in 2018 that invests in programs to prevent/reduce operational stress and PTSD as well as provides training to peer support members and an online peer support referral and resource program. This initiative, including training, staff time, software and clinical oversight has a cost of \$87,800.

The 2021 budget includes \$430,600 for the additional wage, benefit and supply costs resulting from the COVID-19 pandemic; these costs are shown as funded by provincial conditional grant.

A transfer from reserve of \$430,600 on the "Station Summary" funds 50% of the first year of the response time enhancement as well as the cost of the store room door strike replacement at Craighleith and reconfiguration of the coat/locker area at Meaford.

The 2021 budget includes a transfer to reserve of \$611,000 (\$579,200 to the equipment reserve to fund future capital purchases, \$14,000 for the replacement of paramedic jackets that are purchased every five years and \$15,200 for helmets and bags that have a 15-year lifespan, \$2,600 for snow pants to be replaced on a 5 year cycle).

The vehicle operations budget has increased by \$4,300 and includes a \$20,100 increase to the insurance budget line that is offset by a decrease of \$20,000 for fuel.

## Capital Budget

The 2021 capital budget has a levy impact totalling \$115,300 that includes funding for the Chatsworth station debenture and a reserve contribution of \$32,200 for future station capital repairs at the County owned stations in Owen Sound, Craighleith and Chatsworth as identified in the Building Condition Assessment. New for 2022 is a \$21,300 reserve contribution towards the debenture payment for the build of a future station on the new Rockwood Terrace site. The build could occur as early as 2025 with the first self financed debenture payment made in 2026. Space is currently leased from South Bruce Grey Health Centre; a new station would provide the space required to store equipment, oxygen, linen and supplies away from the garage as well as dedicated clean up area space.

Vehicle and equipment purchases are funded through the equipment reserve. Capital purchases for 2021 are as follows:

- 3 ambulances – Paramedic Services has a fleet of 15 ambulances with two or three replaced annually. Ambulances are on a six year replacement schedule and at time of replacement, typically have mileage exceeding 275,000 km.
- 1 stretcher
- 20 tablet computers used in ambulances

## Transportation Services DETAILS

The 2021 Transportation Services departmental budget(s) includes a net departmental requirement (total of operating and capital) of \$20,985,800 compared to \$19,880,700 in 2020, an increase of \$1,105,100.

### Ordinary Maintenance Budget

The 2021 Ordinary Maintenance budget reflects a \$70,000 increase as compared to 2020.

Notable budget changes are:

- Road top maintenance costs have decreased by \$35,000, due to a decrease in shoulder gravelling. The decrease in shoulder gravelling has been offset slightly by an increase in the need for shoulder grading.
- Culvert Maintenance and Cleaning has increased by \$50,000 to facilitate the completion of the CCTV inspections
- Pavement marking has increased by \$45,000 in 2021 due to additional work being performed with the adding of white edge lines on Grey County roads and an increase in unit prices.
- Sign installation has increased by \$40,000 to address some deficiencies in material used for signs created prior to 2013.
- Winter maintenance has increased by \$40,000 for 2021. The proposed amount was based on an estimate from previous year averages and inflationary increase.

## Construction, Resurfacing and Minor Capital Budget

The 2021 Construction, Resurfacing and Minor Capital budget reflects an increase of \$891,200, as compared to 2020.

The 2016 County of Grey Asset Management Plan, completed by Public Sector Digest, recommended to increase corporate tax revenues by 1% of the prior year net levy each year for 15 years, starting in 2017, to close the existing infrastructure funding gap. This 1% increase of \$598,100 has been incorporated into the Construction, Resurfacing and Minor Capital 2021 budget.

The 2021 planned work is based on the 2021-2030 Ten-Year Capital Forecast. Overall, the projects scheduled for 2021 construction remain the same as projects identified in the 2021-2030 capital forecast.

Three capital projects were part of the 2020 Budget but have been moved forward to 2021:

1. Structure 009-900 Grey Road 9 Lot 13, Conc XIII/XIV, Normanby
2. Structure 900-272: Orchardville Bridge Removal
3. Grey Road 15 Retaining Wall & Hydro Moves: 28th St (15033)
  - This project has been incorporated into the 2021 project of Grey Road 15 Rehabilitation - 3rd Ave. East to 600 m north of 32nd Street East (Part 15033 & 15036)

A 2021 Major Capital Construction map has been included with this budget package and this map identifies the 2021 proposed construction projects.

## Supervision and Overhead Budget

The 2021 Supervision and Overhead budget reflects an increase of \$125,600, as compared to 2020.

Notable Budget Changes are:

- Increase of \$41,000 for increased insurance premiums
- Implementation of a new work and asset management software, and additional modules to the software have resulted in increased software licencing fees and implementation costs. The use of reserve funds has been included in the 2021 budget to fund \$269,900 of implementation costs and a portion of the software licencing.

## Facilities, Depots and Domes Budget

The 2021 Facilities, Depots and Domes operating and capital budgets reflect a decrease of \$3,700, as compared to 2020.

The capital portion of this budget will increase to a net requirement of \$318,400 for 2021, up from \$312,100 in 2020. The planned work is based on the 2021-2030 Ten-Year Capital Forecast. Overall, the projects scheduled for 2021 remain as projects identified in the forecast, with the following additions of two capital projects that were part of the 2020 Budget but were moved forward to 2021:

- Patrol C Egremont Roll Up Door

- Patrol D New Facility - Purchase of Land (construction scheduled for 2021).

The amount of funding required to be transferred to reserve to maintain the Depots and Domes is based on the 2017 Building Condition Assessments.

## Equipment Budget

In 2021, the Transportation Services Department is planning to purchase \$1,360,500 in new equipment. The current fleet consists of 31 vehicles and 40 pieces of equipment valued at over \$11,000,000. The planned new equipment purchases are based on the 2021-2030 Ten-Year Capital Forecast, with the following modifications:

- Purchase of Tandem Trucks
  - Defer the purchase of two Roll Off Tandem Trucks to 2022 and purchase two regular Tandem Trucks instead in 2021
- Purchase of Gradall - removed
  - Through report TR-CW-18-20, Transportation Services went forward with purchasing a used Gradall in 2020
- Purchase of Sign Shop Printer and Plotter
  - Carried forward from 2020

The following are the 2021 budgeted purchases:

- Half-ton Trucks (4) - \$144,700
- Tandem Trucks (2) - \$647,300
- Three-Quarter-Ton Trucks (2) - \$74,500
- Loader Backhoe (1) - \$131,200
- Payloader (1) - \$285,000



- Sign Shop Printer (1) - \$13,400
- Sign Shop Plotter (1) - \$6,000
- Non-licensed Equipment - \$57,500

These purchases will be funded from the Transportation Equipment Reserve and from the sale of equipment. To maintain an adequate balance in the Equipment Reserve, there will be \$985,000 transferred into the reserve in 2021.

## Asset Management Budget

The 2021 Asset Management departmental budget reflects an increase of \$35,000, as compared to 2020.

Notable budget changes are:

- With the completion of the Stormwater Sewer Inspection project in 2021, a contribution of \$70,000 is being put to reserve to help fund the future costs of the next inspection starting in 2024
- Transportation Services is looking to undergo a Fleet Strategic review in 2021 with all project costs being funded from reserve.

## Quarry Budget

The 2021 Quarry budget reflects a decrease of \$13,000, as compared to 2020.

The exchange of land in Durham for the Quarry took place in 2020, which has reduced the operating Quarry budget to \$0.



**COUNTY OF GREY  
TRANSPORTATION AND PUBLIC SAFETY COMMITTEE  
2021 BUDGET NET DEPARTMENT REQUIREMENT SUMMARY**

**OPERATING SUMMARY**

	2019	2020		2021			Net Budget Change	
	Actual	Budgeted Levy	Year End Projection	Revenue	Budgeted Expenditure	Levy	2021 Budget vs 2020 Budget Variance \$	Variance %
Transportation Services	\$10,816,435	\$10,386,200	\$10,293,600	(\$759,900)	\$11,353,700	\$10,593,800	\$207,600	2.00%
Paramedic Services	\$7,194,512	\$7,130,800	\$6,909,900	(\$9,265,000)	\$16,648,600	\$7,383,600	\$252,800	3.55%
<b>Total Operating</b>	<b>\$18,010,947</b>	<b>\$17,517,000</b>	<b>\$17,203,500</b>	<b>(\$10,024,900)</b>	<b>\$28,002,300</b>	<b>\$17,977,400</b>	<b>\$460,400</b>	<b>2.63%</b>

**CAPITAL SUMMARY**

	2019	2020		2021			Net Budget Change	
	Actual	Budgeted Levy	Year End Projection	Revenue	Budgeted Expenditure	Levy	2021 Budget vs 2020 Budget Variance \$	Variance %
Transportation Services	\$7,191,333	\$9,494,500	\$8,781,000	(\$15,832,200)	\$26,224,200	\$10,392,000	\$897,500	9.45%
Paramedic Services	\$88,424	\$88,700	\$88,700	(\$647,900)	\$763,200	\$115,300	\$26,600	29.99%
<b>Total Capital</b>	<b>\$7,279,757</b>	<b>\$9,583,200</b>	<b>\$8,869,700</b>	<b>(\$16,480,100)</b>	<b>\$26,987,400</b>	<b>\$10,507,300</b>	<b>\$924,100</b>	<b>9.64%</b>

**OPERATING AND CAPITAL COMBINED SUMMARY**

	2019	2020		2021			Net Budget Change	
	Actual	Budgeted Levy	Year End Projection	Revenue	Budgeted Expenditure	Levy	2021 Budget vs 2020 Budget Variance \$	Variance %
Transportation Services	\$18,007,768	\$19,880,700	\$19,074,600	(\$16,592,100)	\$37,577,900	\$20,985,800	\$1,105,100	5.56%
Paramedic Services	\$7,282,936	\$7,219,500	\$6,998,600	(\$9,912,900)	\$17,411,800	\$7,498,900	\$279,400	3.87%
<b>Total - Operating &amp; Capital Summary</b>	<b>\$25,290,704</b>	<b>\$27,100,200</b>	<b>\$26,073,200</b>	<b>(\$26,505,000)</b>	<b>\$54,989,700</b>	<b>\$28,484,700</b>	<b>\$1,384,500</b>	<b>5.11%</b>





**Grey  
County**

**COUNTY OF GREY  
PARAMEDIC SERVICES  
2021 BUDGET NET DEPARTMENT REQUIREMENT SUMMARY**

**OPERATING SUMMARY**

	2019	2020		2021			Net Budget Change	
	Actual	Budgeted Levy	Year End Projection	Revenue	Budgeted Expenditure	Levy	2021 Budget vs 2020 Budget Variance \$	Variance %
General	(\$6,726,971)	(\$6,781,600)	(\$6,912,100)	(\$7,863,700)	\$606,100	(\$7,257,600)	(\$476,000)	7.02%
Administration	\$2,840,856	\$2,972,900	\$2,839,300	(\$169,300)	\$3,247,900	\$3,078,600	\$105,700	3.56%
Public Access Defib Program	\$896	\$9,300	\$1,900	\$0	\$9,300	\$9,300	\$0	0.00%
Community Paramedicine	\$0	\$0	\$0	(\$371,000)	\$371,000	\$0	\$0	0.00%
PTSD Peer Support	\$39,349	\$70,700	\$24,400	\$0	\$87,800	\$87,800	\$17,100	24.19%
Pandemic Summary	\$0	\$0	\$0	(\$430,600)	\$430,600	\$0	\$0	0.00%
Stations Summary	\$11,044,847	\$10,949,800	\$11,078,800	(\$430,400)	\$12,044,800	\$11,614,400	\$664,600	6.07%
Vehicle Operations	\$702,231	\$635,700	\$603,600	\$0	\$640,000	\$640,000	\$4,300	0.68%
Other Administration	(\$706,700)	(\$726,000)	(\$726,000)	\$0	(\$788,900)	(\$788,900)	(\$62,900)	8.66%
<b>Total Operating</b>	<b>\$7,194,508</b>	<b>\$7,130,800</b>	<b>\$6,909,900</b>	<b>(\$9,265,000)</b>	<b>\$16,648,600</b>	<b>\$7,383,600</b>	<b>\$252,800</b>	<b>3.55%</b>

**CAPITAL SUMMARY**

	2019	2020		2021			Net Budget Change	
	Actual	Budgeted Levy	Year End Projection	Revenue	Budgeted Expenditure	Levy	2021 Budget vs 2020 Budget Variance \$	Variance %
Capital	\$88,424	\$88,700	\$88,700	(\$647,900)	\$763,200	\$115,300	\$26,600	29.99%
<b>Total Capital</b>	<b>\$88,424</b>	<b>\$88,700</b>	<b>\$88,700</b>	<b>(\$647,900)</b>	<b>\$763,200</b>	<b>\$115,300</b>	<b>\$26,600</b>	<b>29.99%</b>

**OPERATING AND CAPITAL COMBINED SUMMARY**

	2019	2020		2021			Net Budget Change	
	Actual	Budgeted Levy	Year End Projection	Revenue	Budgeted Expenditure	Levy	2021 Budget vs 2020 Budget Variance \$	Variance %
Operations	\$7,194,508	\$7,130,800	\$6,909,900	(\$9,265,000)	\$16,648,600	\$7,383,600	\$252,800	3.55%
Capital	\$88,424	\$88,700	\$88,700	(\$647,900)	\$763,200	\$115,300	\$26,600	29.99%
<b>Total - Operating &amp; Capital Summary</b>	<b>\$7,282,932</b>	<b>\$7,219,500</b>	<b>\$6,998,600</b>	<b>(\$9,912,900)</b>	<b>\$17,411,800</b>	<b>\$7,498,900</b>	<b>\$279,400</b>	<b>3.87%</b>

**The County of Grey**  
**Paramedic Services General**  
**2021 Budget**  
For the Twelve Months Ending  
December 31, 2020

Account	Description	2019 ACTUAL	2020 BUDGET	2020 YEAR END PROJECTION	2021 BUDGET	2021 BUDGET to 2020 BUDGET Variance \$	2021 BUDGET to 2020 BUDGET Variance %
<b>REVENUE</b>							
49400	Transfer From Reserve	(\$56,041)	(\$69,600)	(\$69,600)	(\$80,800)	(\$11,200)	16.09%
51100	Provincial Conditional Grant	(7,226,820)	(7,293,800)	(7,434,600)	(7,782,900)	(489,100)	6.71%
	<b>TOTAL REVENUE</b>	<b>(7,282,861)</b>	<b>(7,363,400)</b>	<b>(7,504,200)</b>	<b>(7,863,700)</b>	<b>(500,300)</b>	<b>6.79%</b>
<b>EXPENDITURE</b>							
<b>Other Expenditures</b>							
63041	Computer Purchases	19,126	18,000	19,000	4,800	(13,200)	-73.33%
63042	Equip/Furniture Purchases	21,642	7,700	7,500	21,800	14,100	183.12%
63070	Other Materials & Services	11,478	3,900	6,200	3,700	(200)	-5.13%
63300	Staff Training and Development	17,167	8,000	3,000	3,000	(5,000)	-62.50%
63310	Travel & Meal Expenses	449		500			0.00%
63318	Paramedic Meals	50,001	48,000	38,400	48,000		0.00%
63319	Paramedic Medcial Certificates	2,851	3,000	1,800	3,000		0.00%
63401	Cleaning Supplies	14,385	11,000	9,000	14,000	3,000	27.27%
63450	Maintenance of Equipment	25,196	22,000	25,000	25,000	3,000	13.64%
63455	Biomedical Engineering	5,553	3,000	4,800	5,000	2,000	66.67%
63503	Medical Supplies	98,920	90,000	105,000	95,000	5,000	5.56%
63512	Oxygen	9,401	11,000	8,300	10,000	(1,000)	-9.09%
63514	Medications	19,847	22,000	26,000	24,000	2,000	9.09%
63516	Patient Care Equipment	38,127	34,700	34,700	21,900	(12,800)	-36.89%
63525	Laundry	8,278	7,500	10,500	10,000	2,500	33.33%
63762	Uniforms	60,455	129,600	129,600	107,200	(22,400)	-17.28%
64020	Computer Support/Maintenance	102,814	109,600	110,000	154,900	45,300	41.33%
67023	Interfunc. Laundry	23,000	23,000	23,000	23,000		0.00%
69100	Transfer to Reserves	27,200	29,800	29,800	31,800	2,000	6.71%
	<b>Total - Other Expenditures</b>	<b>555,890</b>	<b>581,800</b>	<b>592,100</b>	<b>606,100</b>	<b>24,300</b>	<b>4.18%</b>
	<b>TOTAL EXPENDITURE</b>	<b>555,890</b>	<b>581,800</b>	<b>592,100</b>	<b>606,100</b>	<b>24,300</b>	<b>4.18%</b>
	<b>NET REQUIREMENT</b>	<b>(6,726,971)</b>	<b>(6,781,600)</b>	<b>(6,912,100)</b>	<b>(7,257,600)</b>	<b>(476,000)</b>	<b>7.02%</b>

**The County of Grey**  
**Paramedic Services Administration**  
**2021 Budget**  
For the Twelve Months Ending  
December 31, 2020

Account	Description	2019 ACTUAL	2020 BUDGET	2020 YEAR END PROJECTION	2021 BUDGET	2021 BUDGET to 2020 BUDGET Variance \$	2021 BUDGET to 2020 BUDGET Variance %
<b>REVENUE</b>							
49400	Transfer From Reserve		(\$74,100)		(\$89,300)	(\$15,200)	20.51%
49405	From Reserve - One Time Funding	(80,000)	(80,000)	(5,000)	(80,000)		0.00%
	<b>TOTAL REVENUE</b>	<b>(80,000)</b>	<b>(154,100)</b>	<b>(5,000)</b>	<b>(169,300)</b>	<b>(15,200)</b>	<b>9.86%</b>
<b>EXPENDITURE</b>							
<b>Salaries and Wages</b>							
61000	Salaries and Wages	1,018,186	1,185,900	1,045,300	1,207,800	21,900	1.85%
61003	Overtime Wages	9,755	19,600	9,400	20,100	500	2.55%
	<b>Total - Salaries &amp; Wages</b>	<b>1,027,941</b>	<b>1,205,500</b>	<b>1,054,700</b>	<b>1,227,900</b>	<b>22,400</b>	<b>1.86%</b>
<b>Employee Benefits</b>							
61220	CPP	31,319	33,400	29,000	36,000	2,600	7.78%
61221	EI	11,871	13,000	10,400	13,300	300	2.31%
61222	WSIB Premiums	21,669	30,800	22,600	40,400	9,600	31.17%
61223	OMERS	108,276	124,100	109,900	122,900	(1,200)	-0.97%
61224	EHT	20,124	22,800	20,700	23,200	400	1.75%
61225	Group Benefits	103,584	104,200	103,900	106,200	2,000	1.92%
61228	Boot Allowance	796	2,400	2,400	2,400		0.00%
61260	Service Awards	3,606	1,700	1,700	4,800	3,100	182.35%
	<b>Total - Employee Benefits</b>	<b>301,245</b>	<b>332,400</b>	<b>300,600</b>	<b>349,200</b>	<b>16,800</b>	<b>5.05%</b>
	<b>Total Salaries and Benefits</b>	<b>1,329,186</b>	<b>1,537,900</b>	<b>1,355,300</b>	<b>1,577,100</b>	<b>39,200</b>	<b>2.55%</b>
<b>Other Expenditures</b>							
63010	Association/Membership Fees	2,255	2,300	2,300	2,400	100	4.35%
63020	Computer Support/Maintenance			1,100			0.00%
63027	Global Positioning System	9,067	3,000			(3,000)	-100.00%
63030	Copying & Printing	4,699	4,000	3,400	4,000		0.00%
63051	Telephone	400	600	500	500	(100)	-16.67%
63052	Cellular	16,520	18,400	15,500	16,800	(1,600)	-8.70%
63060	Office & Charting Supplies	2,331	2,100	2,600	2,100		0.00%
63063	Postage/Courier/Freight	1,423	1,600	1,400	1,600		0.00%
63064	Subscriptions & Publications		300	100	300		0.00%
63070	Other Materials & Services	1,157	2,000	1,000	2,000		0.00%
63300	Staff Training and Development	5,515	15,600	5,000	24,300	8,700	55.77%
63304	Training Supplies	(196)	1,000		1,000		0.00%
63310	Travel & Meal Expenses	13,280	12,000	5,000	6,000	(6,000)	-50.00%
63531	Other Expenditure Recovery	(10)					0.00%
63754	Promotion & Public Relations	4,388	3,900	3,900	4,000	100	2.56%
64100	Legal Fees	139,842	100,000	25,000	100,000		0.00%
64102	Professional & Consulting fees	900					0.00%
65110	Insurance	88,988	65,200	65,200	75,600	10,400	15.95%
67000	Interfunc. Admin Charges	697,600	716,900	716,900	779,800	62,900	8.77%
67013	Interfunc. Audit Fees	2,411	2,500	2,400	2,600	100	4.00%
67014	Interfunc. IS Costs	55,200	75,400	75,400	68,600	(6,800)	-9.02%
69100	Transfer to Reserves	545,900	562,300	562,300	579,200	16,900	3.01%
	<b>Total - Other Expenditures</b>	<b>1,591,670</b>	<b>1,589,100</b>	<b>1,489,000</b>	<b>1,670,800</b>	<b>81,700</b>	<b>5.14%</b>
	<b>TOTAL EXPENDITURE</b>	<b>2,920,856</b>	<b>3,127,000</b>	<b>2,844,300</b>	<b>3,247,900</b>	<b>120,900</b>	<b>3.87%</b>
	<b>NET REQUIREMENT</b>	<b>2,840,856</b>	<b>2,972,900</b>	<b>2,839,300</b>	<b>3,078,600</b>	<b>105,700</b>	<b>3.56%</b>

**The County of Grey**  
**Paramedic Services Public Access Defib Program**  
**2021 Budget**  
For the Twelve Months Ending  
December 31, 2020

<u>Account</u>	<u>Description</u>	<u>2019 ACTUAL</u>	<u>2020 BUDGET</u>	<u>2020 YEAR END PROJECTION</u>	<u>2021 BUDGET</u>	<u>2021 BUDGET to 2020 BUDGET Variance \$</u>	<u>2021 BUDGET to 2020 BUDGET Variance %</u>
<b>EXPENDITURE</b>							
	<b>Other Expenditures</b>						
63070	Other Materials & Services	\$5,634	\$1,000	\$3,500	\$1,000		0.00%
63304	Training Supplies	1,827	500	1,000	500		0.00%
63503	Medical Supplies		9,300		9,300		0.00%
63531	Other Expenditure Recovery	(6,565)	(1,500)	(2,600)	(1,500)		0.00%
	<b>Total - Other Expenditures</b>	<b>896</b>	<b>9,300</b>	<b>1,900</b>	<b>9,300</b>		<b>0.00%</b>
	<b>TOTAL EXPENDITURE</b>	<b>896</b>	<b>9,300</b>	<b>1,900</b>	<b>9,300</b>		<b>0.00%</b>
	<b>NET REQUIREMENT</b>	<b>896</b>	<b>9,300</b>	<b>1,900</b>	<b>9,300</b>		<b>0.00%</b>

**The County of Grey**  
**Paramedic Services Community Paramedicine**  
**2021 Budget**  
For the Twelve Months Ending  
December 31, 2020

Account	Description	2019 ACTUAL	2020 BUDGET	2020 YEAR END PROJECTION	2021 BUDGET	2021 BUDGET to 2020 BUDGET Variance \$	2021 BUDGET to 2020 BUDGET Variance %
<b>REVENUE</b>							
51100	Provincial Conditional Grant	(\$241,979)	(\$364,000)	(\$370,200)	(\$371,000)	(\$7,000)	1.92%
54060	Miscellaneous Receipts	(28,000)					0.00%
	<b>TOTAL REVENUE</b>	<b>(269,979)</b>	<b>(364,000)</b>	<b>(370,200)</b>	<b>(371,000)</b>	<b>(7,000)</b>	<b>1.92%</b>
<b>EXPENDITURE</b>							
<b>Salaries and Wages</b>							
61000	Salaries and Wages	201,128	237,600	235,100	240,600	3,000	1.26%
61003	Overtime Wages	10,651	7,500	15,000	7,700	200	2.67%
61009	Salary Recoveries	(56,788)					0.00%
	<b>Total - Salaries &amp; Wages</b>	<b>154,991</b>	<b>245,100</b>	<b>250,100</b>	<b>248,300</b>	<b>3,200</b>	<b>1.31%</b>
<b>Employee Benefits</b>							
61220	CPP	7,385	8,000	7,200	8,700	700	8.75%
61221	EI	2,841	2,900	2,600	3,000	100	3.45%
61222	WSIB Premiums	5,426	7,400	7,600	9,700	2,300	31.08%
61223	OMERS	21,356	25,500	24,800	25,600	100	0.39%
61224	EHT	4,191	4,800	4,900	4,900	100	2.08%
61225	Group Benefits	15,579	19,200	21,800	19,100	(100)	-0.52%
61228	Boot Allowance	378	300	300	300		0.00%
	<b>Total - Employee Benefits</b>	<b>57,156</b>	<b>68,100</b>	<b>69,200</b>	<b>71,300</b>	<b>3,200</b>	<b>4.70%</b>
	<b>Total Salaries and Benefits</b>	<b>212,147</b>	<b>313,200</b>	<b>319,300</b>	<b>319,600</b>	<b>6,400</b>	<b>2.04%</b>
<b>Other Expenditures</b>							
63052	Cellular	402	1,300	1,300	400	(900)	-69.23%
63060	Office & Charting Supplies	764	100	100	100		0.00%
63070	Other Materials & Services	14	200	200	200		0.00%
63300	Staff Training and Development	7,327		400			0.00%
63450	Maintenance of Equipment		2,000	2,000			0.00%
63455	Biomedical Engineering	1,563	1,600	1,600	1,600		0.00%
63503	Medical Supplies	6,254	8,500	8,500	7,200	(1,300)	-15.29%
63514	Medications	1,005	1,000	1,000	1,000		0.00%
63600	Fuel	589	2,200	1,900	1,000	(1,200)	-54.55%
63603	Vehicle Operations	483	1,000	1,200	1,200	200	20.00%
63610	Tires	883					0.00%
63708	Licenses and Fees	120	400	200	100	(300)	-75.00%
64020	Computer Support/Maintenance	12,578	13,000	13,000	13,100	100	0.77%
65110	Insurance	1,500	1,500	1,500	1,500		0.00%
67000	Interfunc. Admin Charges	9,100	9,100	9,100	9,100		0.00%
67002	Interfunc. Equip Operations	2,280					0.00%
67021	Interfunc. Fuel	3,963			4,000	4,000	100.00%
67022	Interfunc. Vehicle Parts	107					0.00%
67027	Interfunc. Vehicle Charge	8,900	8,900	8,900	8,900		0.00%
	<b>Total - Other Expenditures</b>	<b>57,832</b>	<b>50,800</b>	<b>50,900</b>	<b>51,400</b>	<b>600</b>	<b>1.18%</b>
	<b>TOTAL EXPENDITURE</b>	<b>269,979</b>	<b>364,000</b>	<b>370,200</b>	<b>371,000</b>	<b>7,000</b>	<b>1.92%</b>

**The County of Grey**  
**Paramedic Services PTSD Peer Support**  
**2021 Budget**  
For the Twelve Months Ending  
December 31, 2020

Account	Description	2019 ACTUAL	2020 BUDGET	2020 YEAR END PROJECTION	2021 BUDGET	2021 BUDGET to 2020 BUDGET Variance \$	2021 BUDGET to 2020 BUDGET Variance %
<b>REVENUE</b>							
54060	Miscellaneous Receipts		(\$3,000)	(\$1,600)		\$3,000	-100.00%
	<b>TOTAL REVENUE</b>		<b>(3,000)</b>	<b>(1,600)</b>		<b>3,000</b>	<b>-100.00%</b>
<b>EXPENDITURE</b>							
<b>Salaries and Wages</b>							
61000	Salaries and Wages	13,332	9,000	8,800	29,500	20,500	227.78%
	<b>Total - Salaries &amp; Wages</b>	<b>13,332</b>	<b>9,000</b>	<b>8,800</b>	<b>29,500</b>	<b>20,500</b>	<b>227.78%</b>
<b>Employee Benefits</b>							
61220	CPP	562	500	500	1,200	700	140.00%
61221	EI	168	300	200	600	300	100.00%
61222	WSIB Premiums	404	300	300	1,200	900	300.00%
61223	OMERS	1,323	900	1,000	2,700	1,800	200.00%
61224	EHT	264	200	200	600	400	200.00%
61225	Group Benefits	528		600	800	800	100.00%
	<b>Total - Employee Benefits</b>	<b>3,249</b>	<b>2,200</b>	<b>2,800</b>	<b>7,100</b>	<b>4,900</b>	<b>222.73%</b>
	<b>Total Salaries and Benefits</b>	<b>16,581</b>	<b>11,200</b>	<b>11,600</b>	<b>36,600</b>	<b>25,400</b>	<b>226.79%</b>
<b>Other Expenditures</b>							
63052	Cellular	732		300	200	200	100.00%
63300	Staff Training and Development		16,000	(8,700)	13,000	(3,000)	-18.75%
63310	Travel & Meal Expenses	259	1,500	800	1,500		0.00%
64020	Computer Support/Maintenance		12,000	10,000	7,500	(4,500)	-37.50%
64102	Professional & Consulting fees	21,777	33,000	12,000	29,000	(4,000)	-12.12%
	<b>Total - Other Expenditures</b>	<b>22,768</b>	<b>62,500</b>	<b>14,400</b>	<b>51,200</b>	<b>(11,300)</b>	<b>-18.08%</b>
	<b>TOTAL EXPENDITURE</b>	<b>39,349</b>	<b>73,700</b>	<b>26,000</b>	<b>87,800</b>	<b>14,100</b>	<b>19.13%</b>
	<b>NET REQUIREMENT</b>	<b>39,349</b>	<b>70,700</b>	<b>24,400</b>	<b>87,800</b>	<b>17,100</b>	<b>24.19%</b>

**The County of Grey**  
**Paramedic Services Pandemic Summary**  
**2021 Budget**  
For the Twelve Months Ending  
December 31, 2020

Account	Description	2019 ACTUAL	2020 BUDGET	2020 YEAR END PROJECTION	2021 BUDGET	2021 BUDGET to 2020 BUDGET Variance \$	2021 BUDGET to 2020 BUDGET Variance %
<b>REVENUE</b>							
51132	Provincial Pandemic Pay Grant			(\$308,300)			0.00%
51135	Fed-Prov Safe Restart Mun Oper'g Fund Phase 1			(653,900)	(430,600)	(430,600)	100.00%
54060	Miscellaneous Receipts			(56,000)			0.00%
	<b>TOTAL REVENUE</b>			<b>(1,018,200)</b>	<b>(430,600)</b>	<b>(430,600)</b>	<b>100.00%</b>
<b>EXPENDITURE</b>							
<b>Salaries and Wages</b>							
61000	Salaries and Wages			619,600	250,000	250,000	100.00%
61003	Overtime Wages			10,000			0.00%
	<b>Total - Salaries &amp; Wages</b>			<b>629,600</b>	<b>250,000</b>	<b>250,000</b>	<b>100.00%</b>
<b>Employee Benefits</b>							
61220	CPP			21,400	10,000	10,000	100.00%
61221	EI			8,400	5,000	5,000	100.00%
61222	WSIB Premiums			18,300	7,500	7,500	100.00%
61223	OMERS			26,800	17,500	17,500	100.00%
61224	EHT			12,300	4,900	4,900	100.00%
61225	Group Benefits			13,000	10,000	10,000	100.00%
	<b>Total - Employee Benefits</b>			<b>100,200</b>	<b>54,900</b>	<b>54,900</b>	<b>100.00%</b>
	<b>Total Salaries and Benefits</b>			<b>729,800</b>	<b>304,900</b>	<b>304,900</b>	<b>100.00%</b>
<b>Other Expenditures</b>							
63052	Cellular			200	700	700	100.00%
63300	Staff Training and Development			3,800			0.00%
63310	Travel & Meal Expenses			400			0.00%
63803	Pandemic Supplies			270,000	125,000	125,000	100.00%
66006	Payments to Lower Tiers			14,000			0.00%
	<b>Total - Other Expenditures</b>			<b>288,400</b>	<b>125,700</b>	<b>125,700</b>	<b>100.00%</b>
	<b>TOTAL EXPENDITURE</b>			<b>1,018,200</b>	<b>430,600</b>	<b>430,600</b>	<b>100.00%</b>

**The County of Grey**  
**Paramedic Services - Stations Summary**  
**2021 Budget**  
For the Twelve Months Ending  
December 31, 2020

Account	Description	2019 ACTUAL	2020 BUDGET	2020 YEAR END PROJECTION	2021 BUDGET	2021 BUDGET to 2020 BUDGET Variance \$	2021 BUDGET to 2020 BUDGET Variance %
<b>REVENUE</b>							
49400	Transfer From Reserve	(\$5,900)	(\$38,600)	(\$38,600)	(\$430,400)	(\$391,800)	1015.03%
	<b>TOTAL REVENUE</b>	<b>(5,900)</b>	<b>(38,600)</b>	<b>(38,600)</b>	<b>(430,400)</b>	<b>(391,800)</b>	<b>1015.03%</b>
<b>EXPENDITURE</b>							
<b>Salaries and Wages</b>							
61000	Salaries and Wages	8,368,616	8,209,100	8,355,200	8,959,300	750,200	9.14%
61003	Overtime Wages	258,377	242,900	246,800	261,700	18,800	7.74%
61009	Salary Recoveries	(35,401)	(23,000)	(13,700)	(23,000)		0.00%
	<b>Total - Salaries &amp; Wages</b>	<b>8,591,592</b>	<b>8,429,000</b>	<b>8,588,300</b>	<b>9,198,000</b>	<b>769,000</b>	<b>9.12%</b>
<b>Employee Benefits</b>							
61220	CPP	278,131	271,200	264,900	327,900	56,700	20.91%
61221	EI	112,414	112,600	100,700	128,500	15,900	14.12%
61222	WSIB Premiums	259,453	257,200	285,100	359,100	101,900	39.62%
61223	OMERS	781,828	819,600	771,200	900,800	81,200	9.91%
61224	EHT	171,157	168,500	174,400	180,600	12,100	7.18%
61225	Group Benefits	576,087	606,300	611,200	656,400	50,100	8.26%
61228	Boot Allowance	10,645	14,300	10,300	14,300		0.00%
	<b>Total - Employee Benefits</b>	<b>2,189,715</b>	<b>2,249,700</b>	<b>2,217,800</b>	<b>2,567,600</b>	<b>317,900</b>	<b>14.13%</b>
	<b>Total Salaries and Benefits</b>	<b>10,781,307</b>	<b>10,678,700</b>	<b>10,806,100</b>	<b>11,765,600</b>	<b>1,086,900</b>	<b>10.18%</b>
<b>Other Expenditures</b>							
63042	Equip/Furniture Purchases	16,540	6,800	6,200	4,900	(1,900)	-27.94%
63051	Telephone	15,849	18,100	15,900	16,500	(1,600)	-8.84%
63070	Other Materials & Services	204					0.00%
63403	Maintenance of Buildings	41,794	72,100	79,000	35,700	(36,400)	-50.49%
63440	Heat	14,365	18,400	17,700	18,000	(400)	-2.17%
63441	Hydro/Water	29,057	36,300	38,500	35,100	(1,200)	-3.31%
63442	Water/Sewage & Fire Protect.	10,090	13,100	12,000	12,800	(300)	-2.29%
63485	Maintenance of Grounds	1,755	2,300	1,700	2,200	(100)	-4.35%
64419	Waste Removal	1,843	2,100	2,300	2,400	300	14.29%
64486	Snow Removal	19,787	21,000	21,600	22,000	1,000	4.76%
65300	Rent	118,156	119,500	116,400	129,600	10,100	8.45%
	<b>Total - Other Expenditures</b>	<b>269,440</b>	<b>309,700</b>	<b>311,300</b>	<b>279,200</b>	<b>(30,500)</b>	<b>-9.85%</b>
	<b>TOTAL EXPENDITURE</b>	<b>11,050,747</b>	<b>10,988,400</b>	<b>11,117,400</b>	<b>12,044,800</b>	<b>1,056,400</b>	<b>9.61%</b>
	<b>NET REQUIREMENT</b>	<b>11,044,847</b>	<b>10,949,800</b>	<b>11,078,800</b>	<b>11,614,400</b>	<b>664,600</b>	<b>6.07%</b>



**The County of Grey**  
**Paramedic Services - Vehicle Operations**  
**2021 Budget**  
For the Twelve Months Ending  
December 31, 2020

Account	Description	2019 ACTUAL	2020 BUDGET	2020 YEAR END PROJECTION	2021 BUDGET	2021 BUDGET to 2020 BUDGET Variance \$	2021 BUDGET to 2020 BUDGET Variance %
<b>EXPENDITURE</b>							
<b>Salaries and Wages</b>							
61000	Salaries and Wages	\$63,654	\$67,000	\$62,000	\$67,000		0.00%
61003	Overtime Wages	575	1,000	1,000	1,000		0.00%
<b>Total - Salaries &amp; Wages</b>		<b>64,229</b>	<b>68,000</b>	<b>63,000</b>	<b>68,000</b>		<b>0.00%</b>
<b>Employee Benefits</b>							
61220	CPP	2,576	2,700	2,400	2,700		0.00%
61221	EI	965	1,100	900	1,100		0.00%
61222	WSIB Premiums	858	1,100	900	1,100		0.00%
61223	OMERS	6,335	6,500	6,000	6,500		0.00%
61224	EHT	1,239	1,500	1,200	1,500		0.00%
61225	Group Benefits	7,552	7,800	7,200	7,800		0.00%
61228	Boot Allowance	212		300			0.00%
<b>Total - Employee Benefits</b>		<b>19,737</b>	<b>20,700</b>	<b>18,900</b>	<b>20,700</b>		<b>0.00%</b>
<b>Total Salaries and Benefits</b>		<b>83,966</b>	<b>88,700</b>	<b>81,900</b>	<b>88,700</b>		<b>0.00%</b>
<b>Other Expenditures</b>							
63063	Postage/Courier/Freight	117					0.00%
63600	Fuel	142,086	140,000	110,000	120,000	(20,000)	-14.29%
63603	Vehicle Operations	88,903	70,000	70,000	72,000	2,000	2.86%
63610	Tires	23,534	17,000	17,000	18,000	1,000	5.88%
63708	Licenses and Fees	7,949	7,200	6,700	8,200	1,000	13.89%
65110	Insurance	169,674	123,800	123,800	143,900	20,100	16.24%
67002	Interfunc. Equip Operations	69,447	70,000	72,000	70,000		0.00%
67021	Interfunc. Fuel	108,292	110,000	114,000	110,000		0.00%
67022	Interfunc. Vehicle Parts	8,263	9,000	8,200	9,200	200	2.22%
<b>Total - Other Expenditures</b>		<b>618,265</b>	<b>547,000</b>	<b>521,700</b>	<b>551,300</b>	<b>4,300</b>	<b>0.79%</b>
<b>TOTAL EXPENDITURE</b>		<b>702,231</b>	<b>635,700</b>	<b>603,600</b>	<b>640,000</b>	<b>4,300</b>	<b>0.68%</b>
<b>NET REQUIREMENT</b>		<b>702,231</b>	<b>635,700</b>	<b>603,600</b>	<b>640,000</b>	<b>4,300</b>	<b>0.68%</b>

**The County of Grey**  
**Paramedic Services - Other Administration**  
**2021 Budget**  
For the Twelve Months Ending  
December 31, 2020

Account	Description	2019 ACTUAL	2020 BUDGET	2020 YEAR END PROJECTION	2021 BUDGET	2021 BUDGET to 2020 BUDGET Variance \$	2021 BUDGET to 2020 BUDGET Variance %
<b>EXPENDITURE</b>							
<b>Other Expenditures</b>							
67000	Interfunc. Admin Charges	(\$706,700)	(\$726,000)	(\$726,000)	(\$788,900)	(\$62,900)	8.66%
	<b>Total - Other Expenditures</b>	<b>(706,700)</b>	<b>(726,000)</b>	<b>(726,000)</b>	<b>(788,900)</b>	<b>(62,900)</b>	<b>8.66%</b>
	<b>TOTAL EXPENDITURE</b>	<b>(706,700)</b>	<b>(726,000)</b>	<b>(726,000)</b>	<b>(788,900)</b>	<b>(62,900)</b>	<b>8.66%</b>
	<b>NET REQUIREMENT</b>	<b>(706,700)</b>	<b>(726,000)</b>	<b>(726,000)</b>	<b>(788,900)</b>	<b>(62,900)</b>	<b>8.66%</b>

**The County of Grey**  
**Paramedic Services - Capital**  
**2021 Budget**  
For the Twelve Months Ending  
December 31, 2020

Account	Description	2019 ACTUAL	2020 BUDGET	2020 YEAR END PROJECTION	2021 BUDGET	2021 BUDGET to 2020 BUDGET Variance \$	2021 BUDGET to 2020 BUDGET Variance %
<b>REVENUE</b>							
49300	Sale of Assets	(\$34,770)	(\$20,000)		(\$26,000)	(\$6,000)	30.00%
49400	Transfer From Reserve	(609,802)	(310,500)	(304,600)	(621,900)	(311,400)	100.29%
	<b>TOTAL REVENUE</b>	<b>(644,572)</b>	<b>(330,500)</b>	<b>(304,600)</b>	<b>(647,900)</b>	<b>(317,400)</b>	<b>96.04%</b>
<b>EXPENDITURE</b>							
<b>Other Expenditures</b>							
62210	Debenture-Interest Payments	19,560	18,300	18,300	17,000	(1,300)	-7.10%
63041	Computer Purchases				92,500	92,500	100.00%
63047	Vehicle Purchases	760,466	330,500	314,600	540,000	209,500	63.39%
63049	Equipment Purchases	53,519			23,400	23,400	100.00%
63092	Insurance Recovery	(169,413)					0.00%
67002	Interfunc. Equip Operations			(10,000)	(8,000)	(8,000)	100.00%
67027	Interfunc. Vehicle Charge	(8,900)	(8,900)	(8,900)	(8,900)		0.00%
68210	Debenture/Debt Principal Pmts.	45,864	47,100	47,100	48,400	1,300	2.76%
69100	Transfer to Reserves	31,900	32,200	32,200	58,800	26,600	82.61%
	<b>Total - Other Expenditures</b>	<b>732,996</b>	<b>419,200</b>	<b>393,300</b>	<b>763,200</b>	<b>344,000</b>	<b>82.06%</b>
	<b>TOTAL EXPENDITURE</b>	<b>732,996</b>	<b>419,200</b>	<b>393,300</b>	<b>763,200</b>	<b>344,000</b>	<b>82.06%</b>
	<b>NET REQUIREMENT</b>	<b>88,424</b>	<b>88,700</b>	<b>88,700</b>	<b>115,300</b>	<b>26,600</b>	<b>29.99%</b>



**COUNTY OF GREY  
TRANSPORTATION SERVICES  
2021 BUDGET NET DEPARTMENT REQUIREMENT SUMMARY**

**OPERATING SUMMARY**

	2019	2020		2021			Net Budget Change	
	Actual	Budgeted Levy	Year End Projection	Revenue	Budgeted Expenditure	Levy	2021 Budget vs 2020 Budget Variance \$	Variance %
Ordinary Maintenance	\$8,608,535	\$8,087,000	\$8,044,900	(\$345,000)	\$8,502,000	\$8,157,000	\$70,000	0.87%
Construction, Resurfacing and Minor Capital	\$0	\$0	\$0	\$0	\$0	\$0	\$0	0.00%
Supervision and Overhead	\$1,927,052	\$1,799,700	\$1,760,000	(\$269,900)	\$2,195,200	\$1,925,300	\$125,600	6.98%
Facilities, Depots and Domes	\$309,511	\$323,000	\$319,900	\$0	\$313,000	\$313,000	(\$10,000)	-3.10%
Equipment Operations	(\$142,772)	\$0	(\$27,800)	\$0	\$0	\$0	\$0	0.00%
Asset Management, Studies and Engineering	\$103,287	\$163,500	\$188,700	(\$145,000)	\$343,500	\$198,500	\$35,000	21.41%
Quarry	\$10,824	\$13,000	\$7,900	\$0	\$0	\$0	(\$13,000)	-100.00%
<b>Total Operating</b>	<b>\$10,816,436</b>	<b>\$10,386,200</b>	<b>\$10,293,600</b>	<b>(\$759,900)</b>	<b>\$11,353,700</b>	<b>\$10,593,800</b>	<b>\$207,600</b>	<b>2.00%</b>

**CAPITAL SUMMARY**

	2019	2020		2021			Net Budget Change	
	Actual	Budgeted Levy	Year End Projection	Revenue	Budgeted Expenditure	Levy	2021 Budget vs 2020 Budget Variance \$	Variance %
Ordinary Maintenance	\$0	\$0	\$0	\$0	\$0	\$0	\$0	0.00%
Construction, Resurfacing and Minor Capital	\$6,885,333	\$9,182,400	\$8,468,900	(\$10,460,000)	\$20,533,600	\$10,073,600	\$891,200	9.71%
Supervision and Overhead	\$0	\$0	\$0	\$0	\$0	\$0	\$0	0.00%
Facilities, Depots and Domes	\$306,000	\$312,100	\$312,100	(\$4,003,700)	\$4,322,100	\$318,400	\$6,300	2.02%
Equipment Operations	\$0	\$0	\$0	(\$1,368,500)	\$1,368,500	\$0	\$0	0.00%
Asset Management, Studies and Engineering	\$0	\$0	\$0	\$0	\$0	\$0	\$0	0.00%
Quarry	\$0	\$0	\$0	\$0	\$0	\$0	\$0	0.00%
<b>Total Capital</b>	<b>\$7,191,333</b>	<b>\$9,494,500</b>	<b>\$8,781,000</b>	<b>(\$15,832,200)</b>	<b>\$26,224,200</b>	<b>\$10,392,000</b>	<b>\$897,500</b>	<b>9.45%</b>



**COUNTY OF GREY  
TRANSPORTATION SERVICES  
2021 BUDGET NET DEPARTMENT REQUIREMENT SUMMARY**

**OPERATING AND CAPITAL COMBINED SUMMARY**

	2019	2020		2021			Net Budget Change	
	Actual	Budgeted Levy	Year End Projection	Revenue	Budgeted Expenditure	Levy	2021 Budget vs 2020 Budget Variance \$	Variance %
Ordinary Maintenance	\$8,608,535	\$8,087,000	\$8,044,900	(\$345,000)	\$8,502,000	\$8,157,000	\$70,000	0.87%
Construction, Resurfacing and Minor Capital	\$6,885,333	\$9,182,400	\$8,468,900	(\$10,460,000)	\$20,533,600	\$10,073,600	\$891,200	9.71%
Supervision and Overhead	\$1,927,052	\$1,799,700	\$1,760,000	(\$269,900)	\$2,195,200	\$1,925,300	\$125,600	6.98%
Facilities, Depots and Domes	\$615,511	\$635,100	\$632,000	(\$4,003,700)	\$4,635,100	\$631,400	(\$3,700)	-0.58%
Equipment Operations	(\$142,772)	\$0	(\$27,800)	(\$1,368,500)	\$1,368,500	\$0	\$0	0.00%
Asset Management, Studies and Engineering	\$103,287	\$163,500	\$188,700	(\$145,000)	\$343,500	\$198,500	\$35,000	21.41%
Quarry	\$10,824	\$13,000	\$7,900	\$0	\$0	\$0	(\$13,000)	-100.00%
<b>Total - Operating &amp; Capital Summary</b>	<b>\$18,007,768</b>	<b>\$19,880,700</b>	<b>\$19,074,600</b>	<b>(\$16,592,100)</b>	<b>\$37,577,900</b>	<b>\$20,985,800</b>	<b>\$1,105,100</b>	<b>5.56%</b>

*The County of Grey*  
**Ordinary Maintenance**  
**2021 Budget**

Description	2019	2020	2020 YE	2021	2021 BUDGET to	2021 BUDGET to
	ACTUAL	BUDGET	PROJECTION	BUDGET	2020 BUDGET	2020 BUDGET
					Variance \$	Variance %
Road Top Maintenance						
Pothole Patching	154,414	135,000	100,000	135,000	-	0.00%
Granular Seal	102,998	-	-	-	-	0.00%
Crackfilling	126,834	100,000	92,000	100,000	-	0.00%
Pavement Edge Repair	68,019	70,000	70,000	70,000	-	0.00%
Shoulder Graveling	176,028	230,000	75,000	160,000	(70,000)	-30.43%
Shoulder Grading	98,851	95,000	130,000	130,000	35,000	36.84%
Washout Repairs	51,142	60,000	67,000	60,000	-	0.00%
Total	778,286	690,000	534,000	655,000	(35,000)	-5.07%
Right of Way Maintenance						
Summer Drainage	6,690	5,000	2,000	5,000	-	100.00%
Mowing	75,762	75,000	86,500	75,000	-	0.00%
Tree Planting	-	5,000	1,400	5,000	-	0.00%
Litter Pickup	22,969	25,000	6,800	25,000	-	0.00%
Street Sweeping (Non-Intersection)	104,644	100,000	101,200	100,000	-	0.00%
Street Sweeping (Intersection)	24,377	20,000	35,000	20,000	-	0.00%
Berm Removal at Guide Rails	4,258	10,000	6,400	10,000	-	0.00%
Brushing	410,053	360,000	360,000	360,000	-	0.00%
Transfer From Reserve - Transportation General	(75,000)	-	-	-	-	0.00%
Ditching	174,757	225,000	235,200	220,000	(5,000)	-2.22%
Bridge Washing	81,567	70,000	49,000	70,000	-	0.00%
Culvert Maintenance and Cleaning	53,553	45,000	45,000	95,000	50,000	111.11%
Culvert Placement	65,008	30,000	78,900	30,000	-	0.00%
Catch Basin Cleaning	44,596	34,000	36,400	34,000	-	0.00%
Miscellaneous Maintenance	18,870	5,000	15,700	5,000	-	0.00%
Beaver Removal	9,242	8,000	14,700	8,000	-	0.00%
Catch Basin Repair	3,270	5,000	600	5,000	-	0.00%
Weed Control and Spraying	53,121	65,000	10,000	60,000	(5,000)	-7.69%
Accident Cleanup and Response	20,378	20,000	25,000	20,000	-	0.00%
Dead Animal Disposal	14,066	15,000	6,500	15,000	-	0.00%
Total	1,112,181	1,122,000	1,116,300	1,162,000	40,000	3.57%
Maintenance Minor Capital						
Culverts under 3m	201,694	300,000	300,000	300,000	-	0.00%
3-cable Guide Rail Replacement	37,810	75,000	50,000	50,000	(25,000)	-33.33%
Total	239,505	375,000	350,000	350,000	(25,000)	-6.67%

*The County of Grey*  
**Ordinary Maintenance**  
**2021 Budget**

Description	2019 ACTUAL	2020 BUDGET	2020 YE PROJECTION	2021 BUDGET	2021 BUDGET to 2020 BUDGET Variance \$	2021 BUDGET to 2020 BUDGET Variance %
<b>Traffic Safety Device Maintenance</b>						
Pavement Marking	424,730	445,000	490,000	490,000	45,000	10.11%
Sign Shop Manufacture	108,169	100,000	128,000	100,000	-	0.00%
Tourism Signage Program	(14,856)	(10,000)	(11,000)	(10,000)	-	0.00%
Sign Shop Revenue	(108,055)	(45,000)	(80,400)	(65,000)	(20,000)	44.44%
Sign Installation and Maintenance	259,504	160,000	275,000	200,000	40,000	25.00%
Guide Post Repair	72,415	65,000	96,000	90,000	25,000	38.46%
Maintenance of Traffic Signals	87,237	100,000	120,000	100,000	-	0.00%
Maintenance RW Electrical	30,905	20,000	27,000	20,000	-	0.00%
Hydro for Roadside Assets	18,330	20,000	14,000	20,000	-	0.00%
<b>Total</b>	<b>878,378</b>	<b>855,000</b>	<b>1,058,600</b>	<b>945,000</b>	<b>90,000</b>	<b>10.53%</b>
<b>Summer Supervision - Area Supervisors</b>	422,050	355,000	371,000	365,000	10,000	2.82%
<b>Winter Control Maintenance</b>						
Winter Maintenance	5,433,636	4,900,000	4,900,000	4,940,000	40,000	0.82%
Winter Maintenance Revenue	(62,585)	(70,000)	(70,000)	(70,000)	-	0.00%
<b>Total</b>	<b>5,371,051</b>	<b>4,830,000</b>	<b>4,830,000</b>	<b>4,870,000</b>	<b>40,000</b>	<b>0.83%</b>
<b>Other</b>						
Misc Revenue	(203,062)	(150,000)	(225,000)	(200,000)	(50,000)	33.33%
Transfer to Haul Route Reserve	10,146	10,000	10,000	10,000	-	0.00%
<b>Total</b>	<b>(192,915)</b>	<b>(140,000)</b>	<b>(215,000)</b>	<b>(190,000)</b>	<b>(50,000)</b>	<b>35.71%</b>
<b>Net Requirement</b>	<b>8,608,535</b>	<b>8,087,000</b>	<b>8,044,900</b>	<b>8,157,000</b>	<b>70,000</b>	<b>0.87%</b>

*The County of Grey*  
**Construction, Resurfacing and Minor Capital**  
**2021 Budget**

Description	2019 ACTUAL	2020 BUDGET	2020 YE PROJECTION	2021 BUDGET	2021 BUDGET to 2020 BUDGET	2021 BUDGET to 2020 BUDGET
					Variance \$	Variance %
<b>Minor Capital</b>						
Minor Capital	661,562	714,000	714,000	728,300	14,300	2.00%
<b>Sub-Total - Minor Capital</b>	<b>661,562</b>	<b>714,000</b>	<b>714,000</b>	<b>728,300</b>	<b>14,300</b>	<b>2.00%</b>
<b>Major Bridge and Culvert Repairs</b>						
Bridge Maintenance	392,353	468,200	470,000	477,600	9,400	2.01%
Catch Basin Repair	34,034	52,000	62,000	53,000	1,000	1.92%
Bridge Capital - 5 Year Bridge Designs	30,845	60,000	75,000	61,200	1,200	2.00%
Structure Detailed Investigations	46,797	30,000	60,000	120,000	90,000	300.00%
Transfer From Reserve - Transportation General	-	-	(30,000)	(70,000)	(70,000)	0.00%
<b>Sub-Total - Major Bridge and Culvert Repairs</b>	<b>504,030</b>	<b>610,200</b>	<b>637,000</b>	<b>641,800</b>	<b>31,600</b>	<b>5.18%</b>
<b>Construction and Resurfacing</b>						
Project Expenditures (see Detail page)	10,725,868	15,364,400	12,310,800	17,803,900	2,439,500	15.88%
Inspection and Quality Assurance	433,479	384,500	384,500	392,200	7,700	2.00%
Transfer To Reserve	903,600	-	865,400	-	-	0.00%
Transfer From Reserve - Development Charges	(2,125,075)	(112,100)	-	(1,682,100)	(1,570,000)	1400.54%
Transfer From Reserve - Transportation General	(500,000)	(400,000)	(375,000)	(1,460,000)	(1,060,000)	265.00%
Transfer From Reserve - Federal Gas Tax Funding	(3,064,865)	(4,832,500)	(4,300,600)	(3,729,000)	1,103,500	-22.83%
Transfer From Reserve - Construction Grey Road 15	-	-	-	(200,000)	(200,000)	0.00%
Other Municipalities	-	(1,734,700)	(1,008,800)	(1,969,000)	(234,300)	13.51%
Provincial Grant - OMCC Program	-	(190,000)	(190,000)	-	190,000	-100.00%
Provincial Grant - OCIF Grant	(1,290,211)	(1,279,900)	(1,279,900)	(1,279,900)	-	0.00%
<b>Sub-Total - Construction and Resurfacing</b>	<b>5,082,796</b>	<b>7,199,700</b>	<b>6,406,400</b>	<b>7,876,100</b>	<b>676,400</b>	<b>9.39%</b>
In-House Engineering Costs for Capital Projects	546,751	345,000	400,000	375,000	30,000	8.70%
External Engineering Costs	-	185,000	185,000	270,000	85,000	45.95%
Land Acquisitions	36,039	102,000	50,000	154,000	52,000	50.98%
Transfer From Reserve - Transportation General	(36,039)	-	-	-	-	0.00%
Transfer From Reserve - Land Acquisition Reserve	-	(50,000)	-	(50,000)	-	100.00%
Traffic Signal Engineering	20,817	20,000	20,000	20,400	400	2.00%
Traffic Signal Upgrades	9,377	136,500	136,500	78,000	(58,500)	-42.86%
Transfer To Reserve - Traffic Light Maintenance	60,000	-	-	-	-	0.00%
Transfer From Reserve - Traffic Light Maintenance	-	(80,000)	(80,000)	(20,000)	60,000	-75.00%
<b>Total Expenditures</b>	<b>13,901,522</b>	<b>17,861,600</b>	<b>15,733,200</b>	<b>20,533,600</b>	<b>2,672,000</b>	<b>14.96%</b>
<b>Transfer From Reserve - Development Charges</b>	<b>(2,125,075)</b>	<b>(112,100)</b>	<b>-</b>	<b>(1,682,100)</b>	<b>(1,570,000)</b>	
<b>Transfer From Reserve - Transportation General</b>	<b>(536,039)</b>	<b>(400,000)</b>	<b>(405,000)</b>	<b>(1,530,000)</b>	<b>(1,130,000)</b>	
<b>Transfer From Reserve - Federal Gas Tax Funding</b>	<b>(3,064,865)</b>	<b>(4,832,500)</b>	<b>(4,300,600)</b>	<b>(3,729,000)</b>	<b>1,103,500</b>	
<b>Transfer From Reserve - Construction Grey Road 15</b>	<b>-</b>	<b>-</b>	<b>-</b>	<b>(200,000)</b>	<b>-</b>	
<b>Transfer From Reserve - Traffic Light Maintenance</b>	<b>-</b>	<b>(80,000)</b>	<b>(80,000)</b>	<b>(20,000)</b>	<b>60,000</b>	
<b>Transfer From Reserve - Land Acquisition Reserve</b>	<b>-</b>	<b>(50,000)</b>	<b>-</b>	<b>(50,000)</b>	<b>-</b>	
<b>Additional Funding Sources</b>						
Provincial Conditional Grant - OCIF	(1,290,211)	(1,279,900)	(1,279,900)	(1,279,900)	-	
Provincial Conditional Grant - OMCC	-	(190,000)	(190,000)	-	190,000	
Other Municipalities	-	(1,734,700)	(1,008,800)	(1,969,000)	(234,300)	
<b>Net Requirement</b>	<b>6,885,333</b>	<b>9,182,400</b>	<b>8,468,900</b>	<b>10,073,600</b>	<b>891,200</b>	<b>9.71%</b>

Capital Project summary on following page



*The County of Grey*  
**Construction and Resurfacing**  
**2021 Budget**

Description	2021 BUDGET
Grey Road 3 Pulverize & Pave Rehabilitation: West Jct. Grey Road 5 - East Jct. Grey Road 5 (3063)	704,200
Grey Road 3 Pulverize and Pave Rehabilitation: 250m north of Grey Road 16 - Grey Road 5 West Jct. (3060)	1,311,600
Transfer From Reserve - Federal Gas Tax Funding	(1,311,600)
Grey Road 5 Pulverize & Pave Rehabilitation: 0.6 km West of Grey Road 3 to Grey Road 3 (5005)	229,500
Grey Road 15 Rehabilitation - 3rd Ave. East to 600 m north of 32nd Street East (Part 15033 & 15036)	3,206,000
Transfer From Reserve - Transportation General	(237,900)
Transfer From Reserve - Construction Grey Road 15	(200,000)
Transfer From Reserve - Development Charges	(706,300)
Grey Road 16 Pulverize & Pave Rehabilitation: Grey Road 10 - 300m west of Grey Road 3 (16003)	1,967,600
Transfer From Reserve - Federal Gas Tax Funding	(1,791,200)
Grey Road 17 Pulverize and Pave Rehabilitation: Concession 14 to Wolseley (17011, 17012, 17013)	2,352,000
Provincial Grant - OCIF Grant	(1,279,900)
Grey Road 17B Pulverize and Pave Rehabilitation: Somers Street to Grey Road 17 (17B006-17B08)	867,000
Transfer From Reserve - Development Charges	(155,900)
Grey Road 19 and Grey Road 21 Intersection Upgrades (Utilities and Booster Station)	2,770,000
Partner - Town of the Blue Mountains	(1,000,000)
Partner - Simcoe	(510,000)
Transfer From Reserve - Transportation General	(269,600)
Transfer From Reserve - Development Charges	(807,100)
Grey Road 40 Overlay: Gore Crescent to Veterans Road North (40033, 40034)	464,600
Transfer From Reserve - Federal Gas Tax Funding	(250,000)
Grey Road 119 Stormwater Diversion	806,000
Transfer From Reserve - Federal Gas Tax Funding	(315,200)
Transfer From Reserve - Development Charges	(12,800)
Transfer From Reserve - Transportation General	(325,000)
Partner - Town of the Blue Mountains	(153,000)
Grey Road 170 Overlay: Copper Kettle to Shallow Lake (170003-170009)	1,040,400
Structure 004-274 and 004-275 Barrier Replacement - Grey Road 4 at West End of Hanover	612,000
Partner - Bruce County	(306,000)
Structure 009-354 Grey Road 9	612,000
Structure 009-900 Grey Road 9 Lot 13, Conc XIII/XIV, Normanby	561,000
Transfer From Reserve - Transportation General	(500,000)
Transfer From Reserve - Federal Gas Tax Funding	(61,000)
Structure 900-272: Orchardville Bridge Removal	300,000
Transfer From Reserve - Transportation General	(127,500)
<b>Total Expenditures</b>	<b>17,803,900</b>
<b>Transfer From Reserve - Federal Gas Tax Funding</b>	<b>(3,729,000)</b>
<b>Transfer From Reserve - Development Charges</b>	<b>(1,682,100)</b>
<b>Transfer From Reserve - Transportation General</b>	<b>(1,460,000)</b>
<b>Transfer From Reserve - Construction Grey Road 15</b>	<b>(200,000)</b>
<b>Partner - Bruce County</b>	<b>(306,000)</b>
<b>Partner - Simcoe</b>	<b>(510,000)</b>
<b>Partner - Town of the Blue Mountains</b>	<b>(1,153,000)</b>
<b>Provincial Grant - OCIF Grant</b>	<b>(1,279,900)</b>
<b>Net Levy Requirement</b>	<b>7,483,900</b>

*The County of Grey*  
**Supervision and Overhead**  
**2021 Budget**

Description	2019 ACTUAL	2020 BUDGET	2020 YE PROJECTION	2021 BUDGET	2021 BUDGET to	2021 BUDGET to
					2020 BUDGET	2020 BUDGET
					Variance \$	Variance %
Engineering Supervision	623,287	657,300	635,000	694,200	36,900	5.61%
Conference Expenses	9,602	7,000	6,800	3,000	(4,000)	-57.14%
Travel Expenses - interdepot	2,064	5,000	1,000	4,000	(1,000)	-20.00%
Office Expenses	30,696	17,900	17,600	15,700	(2,200)	-12.29%
Telephones and Dispatch Service	99,886	94,700	94,700	97,100	2,400	2.53%
Computer Support and Maintenance	147,792	166,200	174,000	271,900	105,700	63.60%
Transfer From Reserve - Transportation General	-	-	-	(63,200)	(63,200)	0.00%
Work Management Software Acquisition and Implementation	-	184,600	144,000	206,700	22,100	11.97%
Transfer From Reserve - Transportation General	-	(184,600)	(144,000)	(206,700)	(22,100)	11.97%
Legal Fees	7,938	5,000	5,000	5,000	-	100.00%
Small Tools	31,364	23,000	20,000	21,000	(2,000)	-8.70%
On-Call Allowance	21,573	22,000	22,000	15,000	(7,000)	-31.82%
Safety Supplies	45,023	35,000	32,000	35,000	-	0.00%
Safety Committee	7,445	7,500	5,000	7,500	-	0.00%
Radio Service	8,081	8,000	11,800	8,000	-	0.00%
Building and Equipment Insurance	473,915	300,000	300,000	341,000	41,000	13.67%
Administration	397,952	430,000	415,000	425,500	(4,500)	-1.05%
Union Business	12,789	12,000	11,000	12,000	-	0.00%
Professional and Consulting Fees	-	-	-	23,000	23,000	0.00%
Overhead Expenses	6,174	7,600	7,600	8,200	600	7.89%
Service Awards	1,470	1,500	1,500	1,400	(100)	-6.67%
	1,927,052	1,799,700	1,760,000	1,925,300	125,600	6.98%
Administration Training	27,581	30,000	5,600	20,000	(10,000)	-33.33%
Construction and Engineering Training	24,373	25,500	5,000	15,000	(10,500)	-41.18%
Maintenance Training (Summer and Winter)	107,364	100,000	25,000	60,000	(40,000)	-40.00%
Bridge Training	12,770	18,000	-	10,000	(8,000)	-44.44%
Mechanic Training	13,452	5,000	100	4,000	(1,000)	-20.00%
Travel - Training related	30,676	30,000	3,000	5,000	(25,000)	-83.33%
Safety Shoes	12,326	10,000	10,500	10,000	-	0.00%
Employment Insurance	75,252	67,000	71,300	68,600	1,600	2.39%
C.P.P.	199,176	190,000	193,600	203,500	13,500	7.11%
Group Insurance	651,461	568,500	490,000	554,600	(13,900)	-2.45%
Employer's Health Tax	102,385	92,000	78,200	92,300	300	0.33%
W.S.I.B.	68,934	62,200	55,000	62,800	600	0.96%
OMERS	436,256	387,800	340,300	386,800	(1,000)	-0.26%
Statutory Holiday	207,713	215,500	212,100	220,300	4,800	2.23%
Vacation	329,954	329,500	329,500	328,800	(700)	-0.21%
Sick Leave	112,214	104,000	105,000	105,600	1,600	1.54%
WSIB Time Off With Pay	1,577	-	9,600	-	-	0.00%
Time Off With Pay	23,534	10,200	117,900	10,400	200	1.96%
Overtime Credits	2,475	-	4,000	-	-	0.00%
Payroll Burden - Transfer To Activities	(2,439,473)	(2,245,200)	(2,055,700)	(2,157,700)	87,500	-3.90%
Payroll Interfunctional Net	-	-	-	-	-	0.00%
<b>Net Requirement</b>	<b>1,927,052</b>	<b>1,799,700</b>	<b>1,760,000</b>	<b>1,925,300</b>	<b>125,600</b>	<b>6.98%</b>

*The County of Grey*  
**Facilities, Depots & Domes**  
**2021 Budget**

**Operating**

Description	2019 ACTUAL	2020 BUDGET	2020 YE PROJECTION	2021 BUDGET	2021 BUDGET to	2021 BUDGET to
					2020 BUDGET	2020 BUDGET
					Variance \$	Variance %
Chatsworth Maintenance Depot	103,485	100,000	100,000	100,000	-	0.00%
Revenue for Shop Rate for EMS	(35,403)	(30,000)	(30,000)	(35,000)	(5,000)	16.67%
Chatsworth Storage Shed	2,422	500	500	500	-	0.00%
Chatsworth Dome	43	1,000	500	1,000	-	0.00%
Keppel/Grey Cty Storage Structure	1,715	500	500	500	-	0.00%
Sarawak Sand/Salt Dome	1,486	500	500	500	-	0.00%
Clarksburg Maintenance Depot	86,407	85,000	82,000	85,000	-	0.00%
Revenue for Shop Rate for EMS	(35,403)	(30,000)	(30,000)	(35,000)	(5,000)	16.67%
Clarksburg Dome	-	500	500	500	-	0.00%
Meaford Depot	1,215	1,000	2,100	1,000	-	0.00%
Pendleton (Markdale) Dome	346	1,500	500	1,500	-	0.00%
Kimberley Sand/Salt Structure	1,158	1,500	1,500	1,500	-	0.00%
Kimberley Lookout	3,621	4,500	4,500	4,500	-	0.00%
Ayton Maintenance Depot	69,977	85,000	85,000	85,000	-	0.00%
Ayton Storage Shed	664	500	500	500	-	0.00%
Ayton Salt Shed	-	500	500	500	-	0.00%
Ayton Sand Dome	-	1,500	1,500	1,500	-	0.00%
Egremont Sand/Salt Storage Structure	980	1,000	1,000	1,000	-	0.00%
Flesherton MTO Yard	43,918	60,000	60,000	60,000	-	0.00%
Flesherton MTO Dome Operations	1,955	-	300	-	-	0.00%
Feversham Sand/Salt Dome	19,397	2,000	2,000	2,000	-	0.00%
Dundalk Maintenance Depot	41,078	35,000	35,000	35,000	-	0.00%
Dundalk Dome	452	1,000	1,000	1,000	-	0.00%
<b>Operating Net Requirement</b>	<b>309,511</b>	<b>323,000</b>	<b>319,900</b>	<b>313,000</b>	<b>(10,000)</b>	<b>-3.10%</b>

**Capital**

Description	2019 ACTUAL	2020 BUDGET	2020 YE PROJECTION	2021 BUDGET	2021 BUDGET to	2021 BUDGET to
					2020 BUDGET	2020 BUDGET
					Variance \$	Variance %
Various Capital Projects (see Detail Page)	158,423	650,000	145,400	4,003,700	3,353,700	515.95%
Transfer From Dome/Depot Replacement Reserves	(158,423)	(102,700)	(96,100)	(110,300)	(7,600)	7.40%
Partner Share - Town of Blue Mountains	-	(47,300)	(47,300)	-	47,300	100.00%
Transfer To Dome/Depot Replacement Reserve	150,000	153,000	153,000	156,100	3,100	2.03%
Transfer To Patrol D Housing Reserve	156,000	159,100	159,100	162,300	3,200	2.01%
Transfer From Equipment Reserve	(2,000,000)	-	-	-	-	0.00%
Transfer To Patrol D Housing Reserve	2,000,000	800,000	800,000	-	(800,000)	-100.00%
Transfer From Reserve - Transportation General	-	(800,000)	(800,000)	-	800,000	100.00%
Transfer From Reserve - Patrol D Housing Reserve	-	(500,000)	(2,000)	(3,893,400)	(3,393,400)	100.00%
<b>Capital Net Requirement</b>	<b>306,000</b>	<b>312,100</b>	<b>312,100</b>	<b>318,400</b>	<b>6,300</b>	<b>2.02%</b>
<b>Total Operating and Capital Net Requirements</b>	<b>615,511</b>	<b>635,100</b>	<b>632,000</b>	<b>631,400</b>	<b>(3,700)</b>	<b>-0.58%</b>

Capital Project summary on following page

*The County of Grey*  
**Facilities, Depots & Domes Capital Summary**  
**2021 Budget**

<b>Depot</b>	<b>Description</b>	<b>2021 BUDGET</b>
Chatsworth	Patrol A Caulking and Three Overhead Doors	21,500
Clarksburg	Patrol B Infra-Red Radiant Heaters (2 Heaters)	10,000
Egremont	Patrol C Egremont Roll Up Door	6,600
Dundalk	Patrol D Dundalk Dome Structure Repairs	50,000
Patrol D	Patrol D New Facility - Purchase of Land	650,000
Patrol D	Patrol D New Facility - Construction of Facility	3,243,400
Miscellaneous	Miscellaneous	22,200
<b>Total Capital Expenditures</b>		<b>4,003,700</b>

The County of Grey  
Equipment  
2021 Budget

Operating

Description	2019 ACTUAL	2020 BUDGET	2020 YE PROJECTION	2021 BUDGET	2021 BUDGET to 2020 BUDGET Variance \$	2021 BUDGET to 2020 BUDGET Variance %
<b>Revenue</b>						
Equipment Charge Out	(2,365,531)	(2,422,000)	(2,422,000)	(2,425,000)	(3,000)	0.12%
Social Services Van Lease	(15,000)	(15,000)	(15,000)	(15,000)	-	0.00%
<b>Total Revenue</b>	<b>(2,380,531)</b>	<b>(2,437,000)</b>	<b>(2,437,000)</b>	<b>(2,440,000)</b>	<b>(3,000)</b>	<b>0.12%</b>
<b>Expenditures</b>						
Fuel	489,672	480,000	450,000	450,000	(30,000)	-6.25%
Licences	59,165	60,000	60,000	60,000	-	0.00%
Vehicle Repairs	617,704	700,000	700,000	700,000	-	0.00%
Parts and Shop Supplies	121,512	120,000	110,000	120,000	-	0.00%
Equipment Washing	12,761	12,000	21,700	20,000	8,000	66.67%
Meetings and Administrative	102,945	90,000	92,500	90,000	-	0.00%
<b>Total Expenditures</b>	<b>1,403,759</b>	<b>1,462,000</b>	<b>1,434,200</b>	<b>1,440,000</b>	<b>(22,000)</b>	<b>-1.50%</b>
<b>Net - Equipment Operations Before Transfer to Reserve</b>	<b>(976,772)</b>	<b>(975,000)</b>	<b>(1,002,800)</b>	<b>(1,000,000)</b>	<b>(25,000)</b>	<b>2.56%</b>
Transfer From Reserve - Transportation General	(141,000)	-	-	-	-	0.00%
Transfer To Equipment Replacement Reserve	960,000	960,000	960,000	985,000	25,000	2.60%
Transfer To OW Van Replacement Reserve	15,000	15,000	15,000	15,000	-	0.00%
<b>Total Transfers to Reserve</b>	<b>834,000</b>	<b>975,000</b>	<b>975,000</b>	<b>1,000,000</b>	<b>25,000</b>	<b>2.56%</b>
<b>Operating Net Requirement</b>	<b>(142,772)</b>	<b>-</b>	<b>(27,800)</b>	<b>-</b>	<b>-</b>	<b>0.00%</b>

Capital

Description	2019 ACTUAL	2020 BUDGET	2020 YE PROJECTION	2021 BUDGET	2021 BUDGET to 2020 BUDGET Difference	2021 BUDGET to 2020 BUDGET Variance %
Sale of Equipment	(207,545)	(103,000)	(318,000)	(146,500)	(43,500)	42.23%
Equipment Sale Auction Fees	5,259	5,200	13,000	8,000	2,800	53.85%
Equipment Purchases	968,161	1,092,800	2,172,600	1,360,500	267,700	24.50%
Transfer From Equipment Replacement Reserve	(765,876)	(995,000)	(1,867,600)	(1,222,000)	(227,000)	22.81%
<b>Capital Net Requirement</b>	<b>-</b>	<b>-</b>	<b>-</b>	<b>-</b>	<b>-</b>	<b>0.00%</b>
<b>Total Operating and Capital Net Requirements</b>	<b>(142,772)</b>	<b>-</b>	<b>(27,800)</b>	<b>-</b>	<b>-</b>	<b>0.00%</b>

**2021 Budgeted Equipment Purchases**

Half-tons - (4 @ \$36,175)	144,700
Tandems - (2 @ \$323,650)	647,300
Three-Quarter-Ton Trucks (2 @ \$37,250)	74,500
Loader Backhoes - (1 @ \$131,200)	131,200
Payloaders - (1 @ \$285,000)	285,000
Sign Shop - Printer (1 @ \$13,400)	13,400
Sign Shop - Plotter (1 @ \$6,900)	6,900
Non-licensed equipment	57,500
<b>Total</b>	<b>1,360,500</b>

*The County of Grey*  
**Asset Management, Studies and Engineering**  
**2021 Budget**

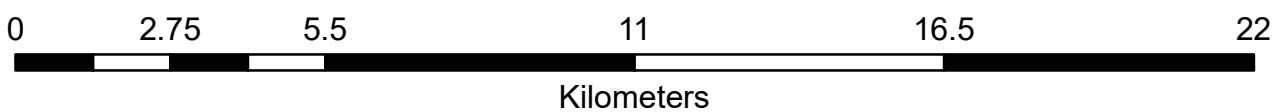
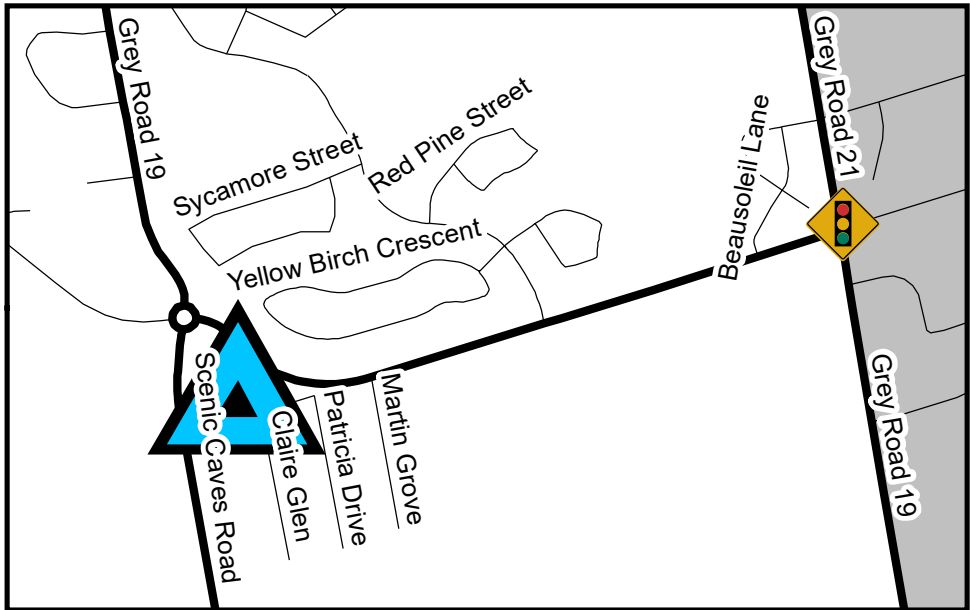
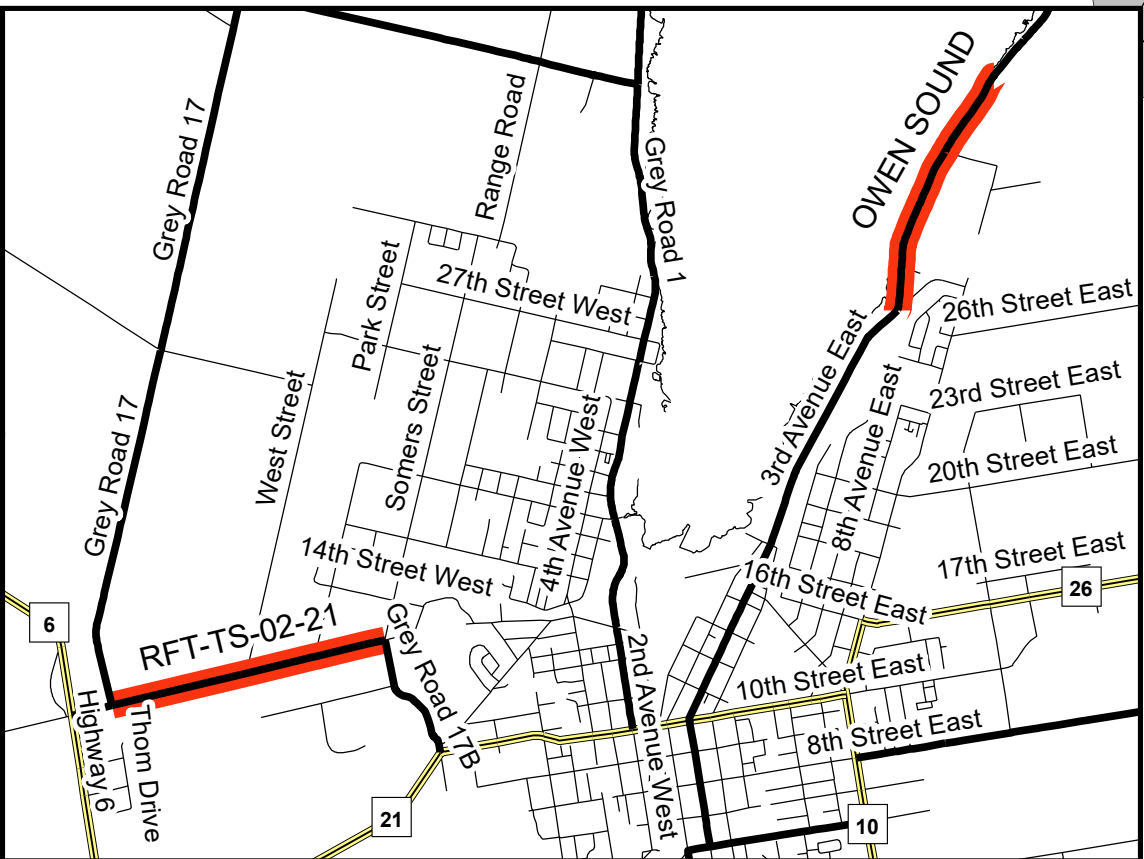
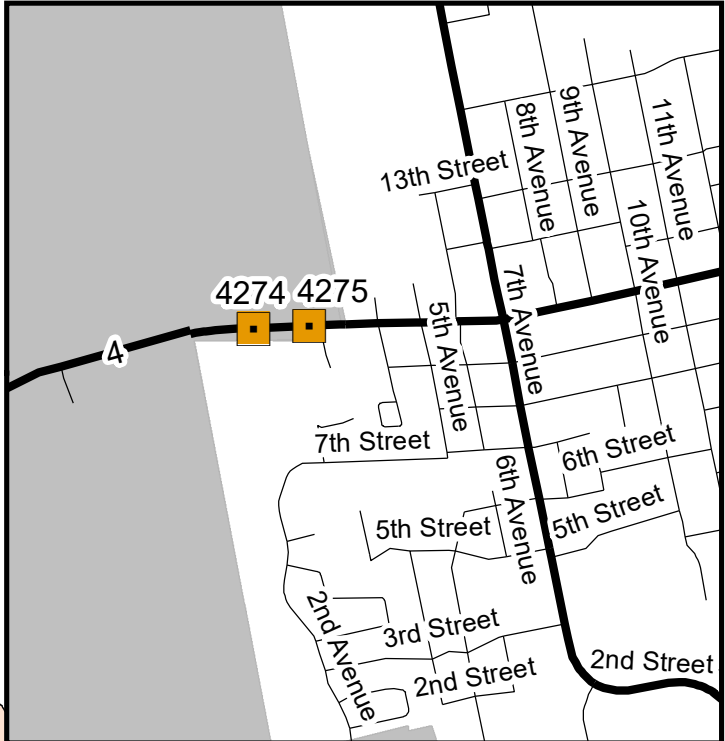
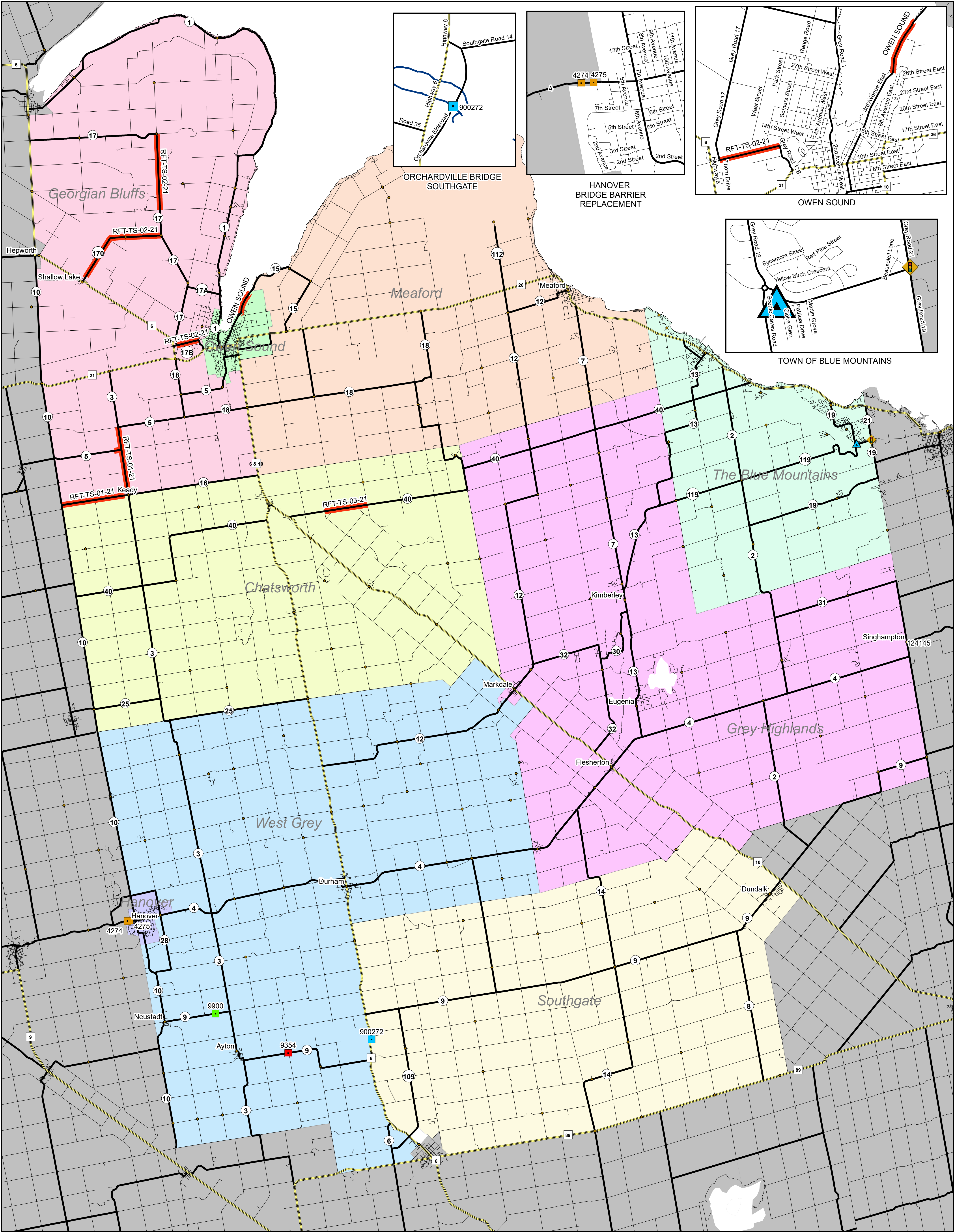
Description	2019 ACTUAL	2020 BUDGET	2020 YE PROJECTION	2021 BUDGET	2021 BUDGET to	2021 BUDGET to
					2020 BUDGET Variance \$	2020 BUDGET Variance %
Road Needs Study	21,555	25,000	25,000	25,000	-	0.00%
Structure Needs Study	43,630	35,000	35,000	35,000	-	0.00%
Stormwater Sewer Inspection Program	150,677	175,000	70,000	70,000	(105,000)	-60.00%
Transfer From Reserve - Transportation General	(140,000)	(140,000)	(35,000)	(70,000)	70,000	-50.00%
Transfer To Reserve - Transportation General	-	-	-	70,000	70,000	0.00%
Culvert Inspection Program	2,253	25,000	20,000	20,000	(5,000)	-20.00%
Traffic Related Counts/Studies	11,572	18,000	18,000	18,000	-	0.00%
Severance Application Review and Comments	6,112	5,500	5,500	5,500	-	0.00%
Traffic Related Studies / Investigations	467	-	-	-	-	0.00%
Transportation Study Plan Update	-	40,000	20,000	-	(40,000)	-100.00%
Fleet Strategic Review	-	-	-	40,000	40,000	0.00%
Transfer From Reserve - Transportation General	-	(40,000)	(20,000)	(40,000)	-	0.00%
Geotechnical Investigations	7,021	20,000	50,200	60,000	40,000	200.00%
Transfer From Reserve - Transportation General	-	-	-	(35,000)	(35,000)	0.00%
<b>Net Requirement</b>	<b>103,287</b>	<b>163,500</b>	<b>188,700</b>	<b>198,500</b>	<b>35,000</b>	<b>21.41%</b>

*The County of Grey*  
**Quarry**  
**2021 Budget**

**Operating**

Description	2019 ACTUAL	2020 BUDGET	2020 YE PROJECTION	2021 BUDGET	2021 BUDGET to 2020 BUDGET Variance \$	2021 BUDGET to 2020 BUDGET Variance %
<b>Revenue</b>						
Miscellaneous Receipts (County Jobs)	-	-	-	-	-	0.00%
<b>Total Revenue</b>	-	-	-	-	-	0.00%
<b>Expenditures</b>						
Hydro	419	1,000	200	-	(1,000)	-100.00%
Scale Maintenance	-	-	-	-	-	0.00%
Licences and Fees	6,989	6,000	7,100	-	(6,000)	-100.00%
Loading	338	-	400	-	-	0.00%
Survey Service	1,006	2,000	-	-	(2,000)	-100.00%
Maintenance of Grounds	2,061	3,000	200	-	(3,000)	-100.00%
Quarry Evaluation and Business Plan	-	-	-	-	-	0.00%
Transfer to Reserve - Quarry Rehabilitation	10	1,000	-	-	(1,000)	-100.00%
<b>Total Expenditures</b>	<b>10,824</b>	<b>13,000</b>	<b>7,900</b>	<b>-</b>	<b>(13,000)</b>	<b>-100.00%</b>
<b>Operating Net Requirement</b>	<b>10,824</b>	<b>13,000</b>	<b>7,900</b>	<b>-</b>	<b>(13,000)</b>	<b>-100.00%</b>





- 2021 - ROADS
- 2021 - CULVERTS
- 2020 - DEFERRED CULVERT
- 2020 - DEFERRED BRIDGE DEMOLITION
- 2021 - BRIDGE BARRIER REPLACEMENT
- 2021 - INTERSECTION IMPROVEMENT
- 2021 - STORMWATER DIVERSION

1

20/01/09

INTERNAL

No

DATE

DESCRIPTION

Grey County

TRANSPORTATION SERVICES

2021 Construction and Resurfacing Map

SHEET

1 OF 1

Coordinate System: NAD 1983 UTM Zone 17N

Units: Meter

SCALE 1:130,000

DATE: yymmdd 20/10/19

2021 Construction and Resurfacing Map-F



COUNTY OF GREY - RESERVES

RESERVE ACCOUNT TRANSACTIONS FOR THE YEAR ENDING													
										December 31, 2020		December 31, 2021	
Name	Account number	Purpose of Reserve	Bal. As at January 1/20	2020 Estimated Current Contributions	2020 Estimated Capital Contributions	2020 Estimated Current Withdrawals	2020 Estimated Capital Withdrawals	2020 Estimated Unbudgeted Transfers to/From Reserve as per Resolutions		2020 Estimated Year End Balance	2021 Budgeted Contributions	2021 Budgeted Withdrawals	2021 Projected Year End Balance
RESERVES													
Corporate Services													
One-Time Funding	1-05-GRA-00-00	One-Time Funding	855,810.34	815,900.00		(218,000.00)	(595,700.00)	(30,606.00)		827,404.34	476,500.00	(313,500.00)	990,404.34
Modernization Fund	1-05-GRA-00-MF	Modernization Funding for future use	713,437.20			(43,800.00)		(14,900.00)		654,737.20		(650,200.00)	4,537.20
Taxation - Capping	1-05-TAX-CC-00	Reserve for Commercial Tax Capping	0.00							0.00			0.00
Taxation	1-05-TAX-00-00	Allowance for tax write offs	100,000.00							100,000.00			100,000.00
Taxation - Town of the Blue Mountains	1-05-TAX-00-TB	Net Supplementary Taxation-Attainable Housing	1,139,845.61							1,139,845.61			1,139,845.61
Energy Audit	1-01-ADM-EC-00	Energy Audit and Conservation Expend.	206,057.79				(36,000.00)			170,057.79		(16,900.00)	153,157.79
Information Services	1-01-ADM-IS-00	Planned software purchase	0.00							0.00			0.00
Disaster Relief	1-01-ADM-DP-TD	Disaster Relief (Tornado)	100,000.00							100,000.00			100,000.00
IT - Infrastructure	1-01-ADM-DP-IN	Future IT Infrastructure Needs	576,929.98	112,900.00	62,000.00	(50,000.00)	(300,000.00)	(67,000.00)		334,829.98	181,100.00	(148,400.00)	367,529.98
IT - General	1-01-ADM-DP-IT	Information Technology General	12,315.13		8,000.00					20,315.13	8,000.00	(40,000.00)	(11,684.87)
IT - Corporate Photocopiers	1-01-ADM-DP-CR	Fund replacement of County Photocopiers	146,279.64		15,000.00		(74,400.00)			86,879.64	12,000.00	(12,500.00)	86,379.64
IT -Security Audit	1-01-ADM-DP-SY	Future Security Audits	0.00							0.00	22,000.00		22,000.00
IT - Admin Bldg. Telephone System	1-01-ADM-DP-TP	Fund replacement of Telephone System	40,000.00		10,000.00		(50,000.00)			0.00	26,500.00		26,500.00
IT - Communication Tower Reserve	1-01-ADM-DP-TO	Fund Future Communication Tower needs	151,750.00		21,000.00					172,750.00	30,000.00		202,750.00
IT - Grey County Connected County	1-01-ADM-BB-00	Connected Community - Broadband	949,373.70							949,373.70		(949,400.00)	(26.30)
IT - Ortho Photography	1-01-ADM-DP-OP	Future Ortho Photography needs	70,982.92		2,000.00		(20,000.00)			52,982.92	2,000.00	(20,000.00)	34,982.92
IT - Network Security	1-01-ADM-DP-NS	Fund Future Network Security Needs	0.00							0.00			0.00
Council Communications	1-01-ADM-CO-CC	Council Communications	17,525.11	5,400.00						22,925.11	5,400.00	(25,300.00)	3,025.11
Strategic Plan Review	1-01-ADM-CO-SR	Council/Departmental Strategic Reviews	237,433.93	75,000.00			(50,000.00)			262,433.93	75,000.00	(100,000.00)	237,433.93
Communication Plan	1-01-ADM-DP-CD	Communication Plan & Other Initiatives	39,000.00		11,900.00					50,900.00	13,100.00	(24,000.00)	40,000.00
Document Management	1-01-ADM-DP-CL	Document Management Software	44,636.18		20,000.00					64,636.18	20,000.00		84,636.18
POA Building	1-01-POA-00-00	POA Building (Museum) renovations	9,612.98							9,612.98			9,612.98
Administration - Conference/Sponsorships	1-01-ADM-DP-FI	Sponsorship of Conferences, etc.	5,000.00							5,000.00			5,000.00
Administration - Insurance Appraisals	1-01-ADM-DP-IA	Insurance Appraisals - County Properties	0.00							0.00			0.00
Administration - Human Resources	1-01-ADM-DP-PC	Ext. Salary Survey\Dis. Man.\HR Software	152,731.77		80,900.00		(101,200.00)			132,431.77	94,800.00	(7,000.00)	220,231.77
Administration Capital Replacement	1-01-ADM-DP-00	Administration future capital replacement	294,675.24							294,675.24			294,675.24
Administration- New G/L	1-01-ADM-DP-GL	New G/L Account Structure	15,000.00							15,000.00			15,000.00
Administration Pay Equity	1-01-ADM-PE-00	Pay Equity	954,493.78							954,493.78		(954,000.00)	493.78
Health Care - Centre Grey Hospital	1-01-HEA-MH-00	New Markdale Hospital	785,159.40							785,159.40		(777,200.00)	7,959.40
Health Care Initiatives	1-01-HEA-HF-00	Health Care Initiatives Funding	505,344.00	286,100.00						791,444.00	299,100.00		1,090,544.00
Health Unit Operations	1-01-HEA-HU-00	Health Unit General	181,644.81							181,644.81			181,644.81

COUNTY OF GREY - RESERVES

RESERVE ACCOUNT TRANSACTIONS													
FOR THE YEAR ENDING													
December 31, 2020										December 31, 2021			
								2020 Estimated Unbudgeted Transfers to/From Reserve as per Resolutions					
Name	Account number	Purpose of Reserve	Bal. As at January 1/20	2020 Estimated Current Contributions	2020 Estimated Capital Contributions	2020 Estimated Current Withdrawals	2020 Estimated Capital Withdrawals		2020 Estimated Year End Balance	2021 Budgeted Contributions	2021 Budgeted Withdrawals	2021 Projected Year End Balance	
Heritage, Agriculture & Tourism													
Tourism - General	1-80-APT-TO-00	Tourism General	153,736.19		7,100.00	(13,000.00)			147,836.19	5,000.00	(25,000.00)	127,836.19	
Tourism - Vehicle	1-80-APT-TO-VR	Tourism Vehicle Replacement	14,699.59		7,300.00				21,999.59	6,100.00		28,099.59	
Tourism - Website	1-80-APT-TO-DW	Tourism Website Development	24,931.22			(4,100.00)			20,831.22			20,831.22	
Forestry - General	1-80-APT-FM-00	Stewardship & mgmt of County forests	67,243.38	4,900.00					72,143.38			72,143.38	
Trails - General	1-80-APT-TL-00	CP Rail Corridor	611,444.24		76,500.00	(6,500.00)	(299,300.00)		382,144.24	78,000.00	(257,800.00)	202,344.24	
Economic Development - Initiatives	1-80-APT-ED-00	Economic Development Initiatives	94,797.39		5,000.00	(19,300.00)		(33,000.00)	47,497.39	5,000.00	(26,900.00)	25,597.39	
Economic Development - Regional Skills Training, Trades & Innovation Centre	1-80-APT-ED-E4	Future Capital costs at the Regional Skills Training, Trades & Innovation Centre	80,000.00	80,000.00		(91,600.00)			68,400.00	80,000.00	(131,000.00)	17,400.00	
Economic Development - Regional Skills Training, Trades & Innovation Centre - Donation	1-80-APT-ED-DO	Regional Skills Training, Trades & Innovation Centre - Donations	18,156.03						18,156.03			18,156.03	
Economic Development - Business Enterprise Centre	1-80-APT-ED-E1	Business Enterprise Centre	56,053.27						56,053.27			56,053.27	
Economic Development - Indigenous Support	1-80-APT-ED-ID	Indigenous Support	10,000.00						10,000.00		(10,000.00)	0.00	
Economic Development - Saints & Sinners	1-80-APT-ED-SX	Saints & Sinners	0.00						0.00			0.00	
Economic Development - Local Food	1-80-APT-AG-LF	Local Food Project	6,299.58						6,299.58			6,299.58	
Grey Roots - Archives General	1-90-HER-AR-00	Grey Roots Archives	6,000.00	2,000.00	1,500.00				9,500.00	3,600.00		13,100.00	
Museum - Artifacts	1-90-HER-MU-00	Ins proceeds/donations to replace/purchase artifacts	24,819.77						24,819.77			24,819.77	
Grey Roots - General	1-90-HER-HC-00	Grey Roots General	100,824.05		4,100.00		(20,000.00)		84,924.05	4,100.00	(22,000.00)	67,024.05	
Grey Roots - Strategic Plan	1-90-HER-HC-SR	Grey Roots Strategic Plan Updates	25,500.00		5,000.00				30,500.00	5,000.00		35,500.00	
Grey Roots - Exhibit Building	1-90-HER-HC-EB	Exhibit Building	0.00						0.00			0.00	
Grey Roots - Apple Exhibit	1-90-HER-HC-AE	Apple Exhibit	0.00						0.00			0.00	
Grey Roots - Donation	1-90-HER-DO-00	Grey Roots Donation (Bequest) Reserve	125,911.73			(2,500.00)			123,411.73		(20,200.00)	103,211.73	
Grey Roots - Main Building Improvements	1-90-HER-HC-BI	Grey Roots - Main Building Improvements	874,124.25		140,900.00		(132,400.00)	(27,822.00)	854,802.25	132,500.00	(11,000.00)	976,302.25	
Grey Roots - Front of the House	1-90-HER-HC-FH	Grey Roots - Updates to House Front	0.00		10,000.00				10,000.00	10,200.00		20,200.00	
Grey Roots - Moreston Village Building Improvements	1-90-HER-HC-MV	Moreston Village - Building Improvements	28,100.00		12,300.00				40,400.00	12,500.00	(5,500.00)	47,400.00	
Grey Roots - Store	1-90-HER-HC-C3	Grey Roots - Store	195,090.00		4,000.00				199,090.00		(199,100.00)	(10.00)	
Grey Roots - Heritage Buildings	1-90-HER-HC-HA	Heritage Buildings	147,000.00		69,500.00				216,500.00	76,500.00	(114,900.00)	178,100.00	
Grey Roots - County Gallery	1-90-HER-HC-GE	Grey Roots - Future Dev. of County Gallery	104,320.83					(11,000.00)	93,320.83			93,320.83	
Grey Roots - Landscaping	1-90-HER-HC-HL	Grey Roots Landscaping	51,000.00						51,000.00			51,000.00	
Grey Roots - Computer Replacement	1-90-HER-CR-00	Grey Roots - Future Computer Replacements	17,215.22	2,000.00					19,215.22	2,000.00	(14,700.00)	6,515.22	
Grey Roots - Website	1-90-HER-HC-DW	Grey Roots - Website Development	45,751.52		2,000.00				47,751.52	2,100.00		49,851.52	
Grey Roots - Theatre Equipment	1-90-HER-MU-TE	Grey Roots - Future Theatre Equipment	25,000.00	5,000.00					30,000.00	5,000.00		35,000.00	
Heritage Project - Automotive Garage	1-90-HER-HC-B2	Automotive Garage	0.00						0.00			0.00	
Heritage Project - Church	1-90-HER-HC-C2	Church Construction	97,887.50						97,887.50			97,887.50	
Planning & Development													
Planning - General	1-60-PLN-00-00	General Planning projects & office needs	59,456.75			(20,000.00)			39,456.75		(7,500.00)	31,956.75	
Planning - Studies	1-60-PLN-ST-00	Planned studies	69,907.57		2,000.00				71,907.57	2,000.00	(7,100.00)	66,807.57	
Planning - Legal	1-60-PLN-LG-00	Legal costs	138,331.45			(26,000.00)			112,331.45		(25,000.00)	87,331.45	
Planning - ArcGIS	1-60-PLN-AS-00	ArcGIS Server	28,000.00					(25,000.00)	3,000.00			3,000.00	
Planning - Plotter Replacement	1-60-PLN-PR-00	Equipment replacement - Plotter	2,000.00		4,200.00				6,200.00	4,500.00		10,700.00	
Planning - Growth Management Study Update	1-60-PLN-ST-GS	To Fund Future Growth Management Study Update	15,850.45		1,700.00				17,550.45	1,700.00		19,250.45	
Planning - Housing Study Update	1-60-PLN-ST-HS	To Fund Future Housing Study Update	11,787.32						11,787.32			11,787.32	
Planning - Archaeological Master Plan	1-60-PLN-ST-AP	To Fund Future Archaeological Master Plan	40,000.00						40,000.00			40,000.00	
Planning - Official Plan	1-60-PLL-00-00	Five year update	46,523.04		10,000.00				56,523.04	10,000.00		66,523.04	
Planning - Waste Management	1-65-WTM-00-00	TBD	86,076.22						86,076.22			86,076.22	

COUNTY OF GREY - RESERVES

RESERVE ACCOUNT TRANSACTIONS FOR THE YEAR ENDING													
										December 31, 2020		December 31, 2021	
Name	Account number	Purpose of Reserve	Bal. As at January 1/20	2020 Estimated Current Contributions	2020 Estimated Capital Contributions	2020 Estimated Current Withdrawals	2020 Estimated Capital Withdrawals	2020 Estimated Unbudgeted Transfers to/From Reserve as per Resolutions		2020 Estimated Year End Balance	2021 Budgeted Contributions	2021 Budgeted Withdrawals	2021 Projected Year End Balance
<b>Social Services, Housing &amp; Long Term Care</b>													
Social Services - General (Caseload)	1-10-ADM-00-00	Ontario Works caseload fluctuations, etc	656,430.06					(65,405.00)		591,025.06		(55,000.00)	536,025.06
Child Care - General (Caseload)	1-10-ADM-00-CH	Child Care Caseload/Statistical fluctuations, etc	258,511.19							258,511.19			258,511.19
Child Care Mitigation Funding	1-10-ADM-MI-CH	To assist with shortfall in Child Care funding, etc	1,289,332.00			(573,000.00)				716,332.00		(446,300.00)	270,032.00
Social Services - EarlyON Literacy Program	1-10-CHI-EL-00	To assist with providing Ont. Early Years Literacy Program.	22,366.09			(20,200.00)				2,166.09			2,166.09
Social Services - Computer Replacement.	1-10-ADM-CR-00	Future Computer Replacements	235,582.20	30,400.00			(75,100.00)			190,882.20	30,400.00	(8,500.00)	212,782.20
Social Services - Best Start	1-10-CHI-BS-00	One-Time Funding for Child Care costs	64,232.43			(6,000.00)				58,232.43		(6,000.00)	52,232.43
Social Services - EarlyON Centre Accessibility	1-10-CHI-00-00	For future renovation costs to meet accessibility standards	326,387.15		25,000.00					351,387.15			351,387.15
Social Services - EarlyON Centre Capital Replacement	1-10-CHI-EL-HR	To fund Future Capital projects at EarlyON Centre	362,623.52		19,800.00		(185,200.00)			197,223.52		(165,700.00)	31,523.52
Housing - General Capital	1-15-LHC-00-00	Housing Capital Projects, etc.	3,414,686.62		300.00	(3,000.00)	(1,509,800.00)			1,902,186.62	711,600.00	(1,994,700.00)	619,086.62
Housing - Canada-Ontario Housing Benefit	1-15-LHC-HB-AD	Canada-Ontario Housing Benefit Administration	0.00					8,000.00		8,000.00		(8,000.00)	0.00
Housing - Affordable Housing Builds	1-15-LHC-AB-00	To fund future Affordable Housing Builds	0.00							0.00	1,110,500.00		1,110,500.00
Housing - Computer Replacements	1-15-LHC-CR-00	Housing Computer Replacements	13,147.88	6,000.00		(13,000.00)				6,147.88	6,000.00		12,147.88
Housing - COCHI	1-15-LHC-CM-AD	Housing - Canada Ontario Community Housing Initiative	265.67					1,080.18		1,345.85		(1,300.00)	45.85
Housing - DOOR Funding	1-15-LHC-AH-DO	"DOOR Funding"	30,199.77							30,199.77			30,199.77
Housing - Revolving Fund Home Ownership	1-15-LHC-AH-HO	Revolving Fund Home Ownership	178,657.35			(50,000.00)		202,335.00		330,992.35		(75,000.00)	255,992.35
Housing - Revolving Fund Ontario Renovates	1-15-LHC-IA-ON	Revolving Fund Ontario Renovates	-126,965.06			(33,900.00)				(160,865.06)		(50,000.00)	(210,865.06)
Housing - Affordable Housing Administration	1-15-LHC-IA-AD	Affordable Housing Administration	37,949.55					5,393.75		43,343.30		(43,300.00)	43.30
Housing - Golden Town	1-15-LHC-GL-01	Housing - Golden Town Buildings	2,038,819.32				(420,000.00)			1,618,819.32		(420,000.00)	1,198,819.32
Housing - OPHI	1-15-LHC-OH-AD	Housing - Ontario Priorities Housing Initiative	41,193.75							41,193.75			41,193.75
Housing - Social Housing Apartment Improvement	1-15-LHC-SH-AD	Housing - Social Housing Apartment Improvement Program (SHAIP)	0.00							0.00			0.00
Housing - Social Infrastructure	1-15-LHC-SI-AD	Social Infrastructure Funds	0.00							0.00			0.00
Housing - Social Housing Improvement Funds	1-15-LHC-SO-AD	Social Housing Improvement Funds	0.00							0.00			0.00
Housing - CHPI Relief Fund	1-15-LHC-RL-CV	CHPI Relief Fund-Pandemic COVID-19	0.00					100,000.00		100,000.00		(100,000.00)	0.00
Housing - Non Profit Housing General	1-15-NPH-00-00	Non-Profit Housing General Reserve	247,592.09							247,592.09			247,592.09
Administration Property - Capital Projects	1-15-PRO-AD-00	Cty Building Int. and Ext. Renovations	356,482.69	2,300.00	83,500.00		(316,700.00)			125,582.69	87,500.00	(186,900.00)	26,182.69
Grey Gables - General Capital	1-20-GGG-OA-AD	Future Capital projects, etc.	172,651.65				(168,700.00)	113,600.00		117,551.65	54,200.00	(208,700.00)	(36,948.35)
Grey Gables - Donations	1-20-GGG-DO-00	Local donations	70,006.90			(10,000.00)				60,006.90		(20,000.00)	40,006.90
Rockwood Terrace - General Capital	1-20-RRR-OA-AD	Future Capital projects, etc.	2,087,729.49		134,900.00	(83,700.00)	(756,200.00)			1,382,729.49	207,000.00	(144,800.00)	1,444,929.49
Rockwood Terrace - Donations	1-20-RRR-DO-00	Local donations	139,097.26			(10,000.00)				129,097.26		(20,000.00)	109,097.26
Long Term Care - Redevelopment	1-20-LTC-00-00	Future Redevelopment	5,909,004.46		1,361,000.00		(58,512.00)			7,211,492.46	1,361,000.00		8,572,492.46
Lee Manor - General Capital	1-20-LLL-OA-AD	Renovation & Future Capital projects, etc.	424,628.70				(77,500.00)			347,128.70	954,000.00	(409,600.00)	891,528.70
Lee Manor - Donations	1-20-LLL-DO-??	Local donations	47,207.27			(5,000.00)				42,207.27		(29,500.00)	12,707.27

COUNTY OF GREY - RESERVES

RESERVE ACCOUNT TRANSACTIONS FOR THE YEAR ENDING												
								December 31, 2020		December 31, 2021		
Name	Account number	Purpose of Reserve	Bal. As at January 1/20	2020 Estimated Current Contributions	2020 Estimated Capital Contributions	2020 Estimated Current Withdrawals	2020 Estimated Capital Withdrawals	2020 Estimated Unbudgeted Transfers to/From Reserve as per Resolutions	2020 Estimated Year End Balance	2021 Budgeted Contributions	2021 Budgeted Withdrawals	2021 Projected Year End Balance
Transportation and Public Safety												
Transportation Services - General	1-30-000-00-00	Unscheduled Maintenance, Construction	2,699,189.13		865,400.00	(199,000.00)	(1,175,000.00)	(30,000.00)	2,160,589.13	70,000.00	(1,954,900.00)	275,689.13
Transportation Services - Construction Grey Road 19 & 21	1-30-CON-11-00	Future Construction Project - Grey Road 19 & Grey Road 21	287,991.00						287,991.00			287,991.00
Transportation Services - Construction Grey Road 119	1-30-CON-12-00	Future Construction Project - Grey Road 119-F18,21,24	0.00						0.00			0.00
Transportation Services - Construction Grey Road 4	1-30-CON-13-00	Future Construction Project - Grey Road 4 (4018)	372,620.59						372,620.59			372,620.59
Transportation Services - Construction Grey Road 15	1-30-CON-14-00	Future Construction Project - Grey Road 15 Owen Sound	200,000.00						200,000.00		(200,000.00)	0.00
Transportation Services - Land Acquisition	1-30-CON-15-00	Land Acquisitions	64,000.00						64,000.00		(50,000.00)	14,000.00
Transportation Services - Construction Grey Road 114 and 4	1-30-CON-31-00	Future Rehabilitation - Grey Road 14 and Grey Road 4 sections 4057-4066	100,000.00						100,000.00			100,000.00
Transportation Services - Winter Control	1-30-WIN-00-00	Winter maintenance fluctuations	505,074.76						505,074.76			505,074.76
Transportation Services - Equipment Reserve	1-30-MOP-00-00	Equipment Replacements	2,669,359.63	975,000.00			(643,300.00)	(1,224,331.00)	1,776,728.63	1,000,000.00	(1,222,000.00)	1,554,728.63
Transportation Services Facilities - Depots & Domes	1-30-HOU-00-00	Dome/Depot reserve	469,445.50		153,000.00		(96,100.00)		526,345.50	156,100.00	(110,300.00)	572,145.50
Transportation Services - New Depot Patrol D	1-30-HOU-DN-00	New Depot - Patrol D	2,774,000.00		959,100.00				3,733,100.00	162,300.00	(3,893,400.00)	2,000.00
Transportation Services - Traffic Light Maintenance	1-30-TLM-00-00	Traffic Light Maintenance	367,000.00				(80,000.00)		287,000.00		(20,000.00)	267,000.00
Transportation Services - Durham Road	1-30-SUP-00-00	Highway 4 transfer money	0.00						0.00			0.00
Transportation Services - Quarry Rehabilitation	1-30-QUA-00-00	Future Quarry Rehabilitation	84,941.39	1,000.00					85,941.39			85,941.39
Resurfacing & Minor Capital	1-30-RMC-00-00	Future Resurfacing & Minor Capital Projects	0.00						0.00			0.00
Transportation Services -Structures/Culvert Rehabilitation	1-30-SCR-00-00	Structures & Culvert Rehabilitation	292,393.76						292,393.76			292,393.76
Transportation Services - Work Manager	1-30-WKM-00-00	Work Manager Software Upgrade/Replacement	0.00						0.00			0.00
Paramedic Services - Equipment Replacement	1-40-AMB-00-00	Paramedic Equipment and general reserves	1,767,412.13	562,300.00		(104,100.00)	(310,500.00)		1,915,112.13	588,100.00	(1,184,600.00)	1,318,612.13
Paramedic Services - Buildings	1-40-AMB-00-BC	Paramedic Capital BCA	0.00		32,200.00	(8,600.00)			23,600.00	28,600.00	(2,500.00)	49,700.00
Paramedic Services - Durham Base Station	1-40-AMB-DR-00	Paramedic Durham Base Station	0.00						0.00	21,300.00		21,300.00
Paramedic Services - General	1-40-AMB-GN-00	Paramedic General Operating	37,723.24						37,723.24		(35,300.00)	2,423.24
Paramedic Services - Uniform Replacement	1-40-AMB-UN-00	Paramedic Uniform Replacement	63,200.00	29,800.00		(69,600.00)			23,400.00	31,800.00		55,200.00
General												
Corporate - Insurance	1-01-ADM-CO-00	Reduce dependency on insurance; cover deductibles	124,005.11	75,000.00					199,005.11	75,000.00		274,005.11
Corporate - WSIB	0-00-000-00-00	Cover costs of self insured WSIB	3,129,098.56						3,129,098.56			3,129,098.56
Corporate - Weekly Indemnity - ST Disability	1-01-ADM-WI-00	Provide stability for future Weekly Indemnity premium rates	50,579.09						50,579.09			50,579.09
Corporate - Working Capital	1-01-ADM-GN-00	Ongoing financial operations	1,930,799.28						1,930,799.28			1,930,799.28
Corporate - Capital Infrastructure	1-01-ADM-GN-IN	Future Capital Infrastructure Needs	3,949,583.00						3,949,583.00			3,949,583.00
Reserve Totals									49,010,047.17	8,366,700.00	(17,982,400.00)	39,394,347.17

COUNTY OF GREY - RESERVES

RESERVE ACCOUNT TRANSACTIONS FOR THE YEAR ENDING													
										December 31, 2020		December 31, 2021	
Name	Account number	Purpose of Reserve	Bal. As at January 1/20	2020 Estimated Current Contributions	2020 Estimated Capital Contributions	2020 Estimated Current Withdrawals	2020 Estimated Capital Withdrawals	2020 Estimated Unbudgeted Transfers to/From Reserve as per Resolutions		2020 Estimated Year End Balance	2021 Budgeted Contributions	2021 Budgeted Withdrawals	2021 Projected Year End Balance
OBLIGATORY RESERVES													
Federal Gas Tax - Grey Corporate	5-00-GRA-GT-GC	Mandated by Federal Gas Tax Agreement	5,412,752.88	2,846,449.00			(4,576,500.00)			3,682,701.88	2,975,832.85	(3,804,500.00)	2,854,034.73
Development Charges - Land Ambulance	5-00-DEV-01-00	To fund growth related capital costs for Land Ambulance	(12,892.37)	106,300.00						93,407.63	108,800.00		202,207.63
Development Charges - Social Housing	5-00-DEV-02-00	To fund growth related capital costs for Social Housing	13,501.94							13,501.94			13,501.94
Development Charges -Children's Services	5-00-DEV-03-00	To fund growth related capital costs for Children's Services	11,101.58							11,101.58			11,101.58
Development Charges - Public Works Buildings & Fleet	5-00-DEV-04-00	To fund growth related capital costs for Public Works - Buildings & Fleet	452,928.28							452,928.28			452,928.28
Development Charges - Provincial Offences	5-00-DEV-05-00	To fund growth related capital costs for Provincial Offences	(55,307.41)	14,800.00						(40,507.41)	15,200.00		(25,307.41)
Development Charges - Employment Resources	5-00-DEV-06-00	To fund growth related capital costs for Employment Resources	91,681.27							91,681.27			91,681.27
Development Charges - General Government	5-00-DEV-07-00	To fund growth related capital costs for General Government	296,032.55	121,600.00			(25,000.00)			392,632.55	124,400.00	(52,900.00)	464,132.55
Development Charges - Trails	5-00-DEV-08-00	To fund growth related capital costs for Trails	9,905.78	5,900.00						15,805.78	6,000.00		21,805.78
Development Charges - Roads and Related Works	5-00-DEV-09-00	To fund growth related capital costs for Roads and Related Works	9,295,362.13	4,570,400.00						13,865,762.13	4,675,500.00	(1,682,100.00)	16,859,162.13
Development Charges - Health Unit	5-00-DEV-10-00	To fund growth related capital costs for Health Unit	(93,430.10)	104,400.00			(44,200.00)			(33,230.10)	106,800.00	(44,200.00)	29,369.90
Obligatory Reserve Totals			15,421,636.53	7,769,849.00	0.00	(44,200.00)	(4,601,500.00)	0.00		18,545,785.53	8,012,532.85	(5,583,700.00)	20,974,618.38