Grey County

2020 Budget Details

www.grey.ca

Contact communications@grey.ca to discuss accessible versions of this information.

Table of Contents

2019-2022 Grey County Council 9
Introduction 10
2020 Budget Breakdown 11
Organizational Structure 12
Grey County at a Glance 13
Growth and Socio-Economic Indicators 14
Weighted Assessment Composition 16
2018 Estimate Average Household Income 17
Reserve / Debt / Financial Position 18
Discretionary Reserves / Reserve Funds as a % of Taxation 19
Obligatory Reserves 20
Asset Composition Ratio 21
Debt Management / Debt Indicators 22
Provincial Funding Reductions 24
Staffing Levels 25
Budget Summaries 26
2020 Budget Analysis by Function (Net Dollars) 27
2020 Budget Analysis by Gross Expenditure Dollars by Function 30
2020 Budget Details Compared to 2019 Approved Budget 32
Corporate Services Budget Details 34
2020 Corporate Services Function Budget Summary 41
Council Operating Summary 43
Admin. Department Operating Summary 44
Administration Capital – Summary of Admin. Departments 46
Workers Compensation Operating 47
Weekly Indemnity (Short-Term Disability) Operating 48
Information Services Operating 49
Assessment Operating 50
Provincial Offences Operating 51
County Property - Administration Building 53
County Property – Morrison Building (G&B House) 54
County Property – POA Building 55
County Property – Admin. Building Capital 56
County Property – Admin. building – Expansion and Renovation 57

County Property – Morrison Building (G&B House) Capital....58
Tax and Other....59
Grey Bruce Health Unit....60
Grey Bruce Health Services – The Hospital Campaign....61
Health Care Initiatives Funding....62
Georgian College – Marine Emergency Duties Training Centre....63
Planning and Community Development....64
2020 Planning and Community Development Function Budget Summary....69
Planning Department – General Operating....71
Planning Departing – Civic Addressing....73
Planning Department – Capital – General....74
Planning Department - Capital - Age-Friendly Community Strategy....75
Planning Department – Capital – Planning Application Tracking Software....76
Planning Department – Capital – Comm. Benefit Charges....77
Planning Department – Capital – Source Protection Implementation....78
Agriculture, Forestry, and Trails Operating Summary....79
Agriculture Operating....80
General Forestry....81
Forestry Trails....82
Trails Operating – CP Rail Trail....83
CP Trail – Capital....84
CP Trail – Culver 5A – Capital....85
CP Trail – Bridge 80 – Capital....86
CP Trail – Bridge 63 – Capital....87
CP Trail – Culvert 15A – Capital....88
CP Trail - Culvert 7 - Capital....89
Economic Development - Operating Summary....90
Economic Development – General Operating....91
Economic Development – Regional Attraction & Retention....92
Economic Development – Invest Canada Community Initiatives....93
Economic Development – Saints & Sinners Trail Package....94
Economic Development – Local Food....95
Economic Development – Connected Community....96
Economic Development – New to Grey Initiative....97
Economic Development – Community Hub Operating....98
Economic Development – Community Transportation Gran Operating....99

Economic Development – Business Enterprise Centre Summary....100
Economic Development – Capital Summary....101
Tourism Operating Summary....102
Tourism General Operating....103
Tourism – Regional Partnership....105
Tourism – Research & Data Analyst Project....106
Tourism – Capital....107
Grey Roots Operating Summary....108
Grey Roots Administration Building Operating....109
Grey Roots Archives Operating....110
Grey Roots Museum Administration Operating....111
Grey Roots – Museum – Moreston Village Operating....113
Grey Roots Museum Collection Management Operating....114
Grey Roots Museum Heritage Interpretation....115
Grey Roots Museum Marketing & Promotions Operating....117
Grey Roots Volunteer Services....118
Grey Roots – Visitor Services Operating....119
Grey Roots Capital General....120
Grey Roots Capital Summary....121
Social Services Budget....122
2020 Social Services Function Budget Summary....135
Social Services 2020 Operating Budget Summary....136
Social Services 2020 Capital Budget Summary....137
Social Assistance – Ontario Works....138
Community Homelessness Prevention Initiative (CHPI)....139
Ontario Works Administration....140
Employment Assistance....142
Licensed Home Child Care....143
Child Care Administration....145
Repairs and Maintenance....147
Early Child Development Planning....148
EarlyON....149
Indigenous-Led....151
Fee Subsidy....152
Capacity Building....153
Play-Based Material and Equipment....154

General Operating Grant....155
Specialized Child Care Services....156
Child Care Wage Enhancement....157
Fee Stablizating Funding....158
Expansion Funding....159
ELCC Funding....160
County Social Initiatives – 100% Municipal Funding....161
Breakdown of Initiatives Budget....162
Ontario Works Van Program....163
Community Transportation Pilot Program....164
Ontario Works Administration Capital....165
Children's Services Capital....166
Indigenous-Led Capital....167
EarlyOn Dundalk Community Centre Capital....168
EarlyOn Community Hub Capital....169
Housing 2020 Budget Summary....170
Administration....171
Total Property Recurring 2020 Budget....172
Rent Supplement Summary Tools....175
Social Housing Improvement Program Summary....176
Social Infrastructure Fund....177
Investment in Affordable Housing Summary....178
Rental & Supportive....179
Revolving Home Ownership Program....180
Non-Profit Housing....181
Non-Profit Housing Operating Summary....182
CM - COCHI Summary....183
OH - OPHI Ontario Prirorities Initiatives Summary....184
Indigenous Housing Support Program....185
Community Homelessness Prevention....186
Housing Capital Summary....187
Summary of Five-Year Capital & Extra-ordinary Expenditures....188
Long Term Care 2020 Budget Summary....189
Grey Gables Budget Summary....192
General – Revenue (operating)....193
Donations....194

Other Accommodation (OA) Summary....195
Raw Food Dietary (Operating)....197
Lower Level – Tenant Areas (Operating)....198
Nursing and Personal Care Operating Summary....199
Grey Gables Programs Summary....200
Grey Gables Capital....201
Grey Gables Capital Budget Summary....202
Lee Manor Budget Summary....203
General – Revenue (operating)....204
Other Accommodation (OA) Summary....205
OA - Revenue (Operating)....208
Raw Food – Dietary (Operating)....207
Nursing and Personal Care Operating Summary....208
Lee Manor Program Summary....209
Lee Manor Capital....210
2020 Lee Manor Capital Budget Summary....211
Rockwood Terrace Budget Summary....212
General – Revenue (Operating)....213
Other Accommodation (OA) Summary....214
Raw Food Dietary (Operating)....216
Nursing and Personal Care Operating Summary....217
Program & Support Services....218
Rockwood Terrace Capital....219
Rockwood Terrace Capital Budget Summary....220
Long-Term Care Redevelopment Budget Summary....221
Long-Term Care Redevelopment Operating Summary....222
Long-Term Care Redevelopment Capital....223
Transportation and Public Safety Budget....224
2020 Transportation and Public Safety Function Budget Summary....229
Paramedic Services Budget Summary....230
General....231
Administration....232
Public Access Defibrillation Program....233
Community Paramedicine....234
PTSD Peer Support....235
Stations Summary....236

Vehicle Operations....237
Other Administration....238
Capital....239
Transportation Services Budget Summary....240
Ordinary Maintenance....242
Construction, Resurfacing and Minor Capital....244
Construction and Resurfacing....245
Supervision and Overhead....246
Facilities, Depots and Domes Operating....247
Facilities, Depots and Domes Capital....248
Transportation Services – Equipment....249
Asset Management, Studies and Engineering....250
Quarry....251
2020 Construction and Resurfacing Map....252
Grey County Reserves....253

2019-2022 Grey County Council

Grey County Council consists of the Mayor and Deputy Mayor from each of Grey County's nine member municipalities. Councillors serve for a four-year term and each year they elect a Warden to serve as the head of Grey County Council.

Scott Mackey
Chatsworth

Brian Gamble
Chatsworth

Dwight Burley
Georgian Bluffs

Sue Carleton
Georgian Bluffs

Paul McQueen
Grey Highlands

Aakash Desai
Grey Highlands

Sue Paterson
Hanover

Selwyn Hicks
Hanover

Barb Clumpus
Meaford

Shirley Keaveney
Meaford

Ian Boddy
Owen Sound

Brian O'Leary
Owen Sound

John Woodbury
Southgate

Brian Milne
Southgate

Alar Soever
Blue Mountains

Vacant
Blue Mountains

Christine Robinson
West Grey

Tom Hutchinson
West Grey

INTRODUCTION



2020 Budget Breakdown

Grey County delivers a wide range of important services. From maintaining roads to helping people at risk, the services we provide positively impact residents, visitors and businesses each and every day.

The 2020 Budget Details provide a complete look into the 2020 budget, breaking down spending into four functions: corporate services, planning and development, social services, and transportation and public safety. If you have any questions, please contact the finance department at finance@grey.ca.

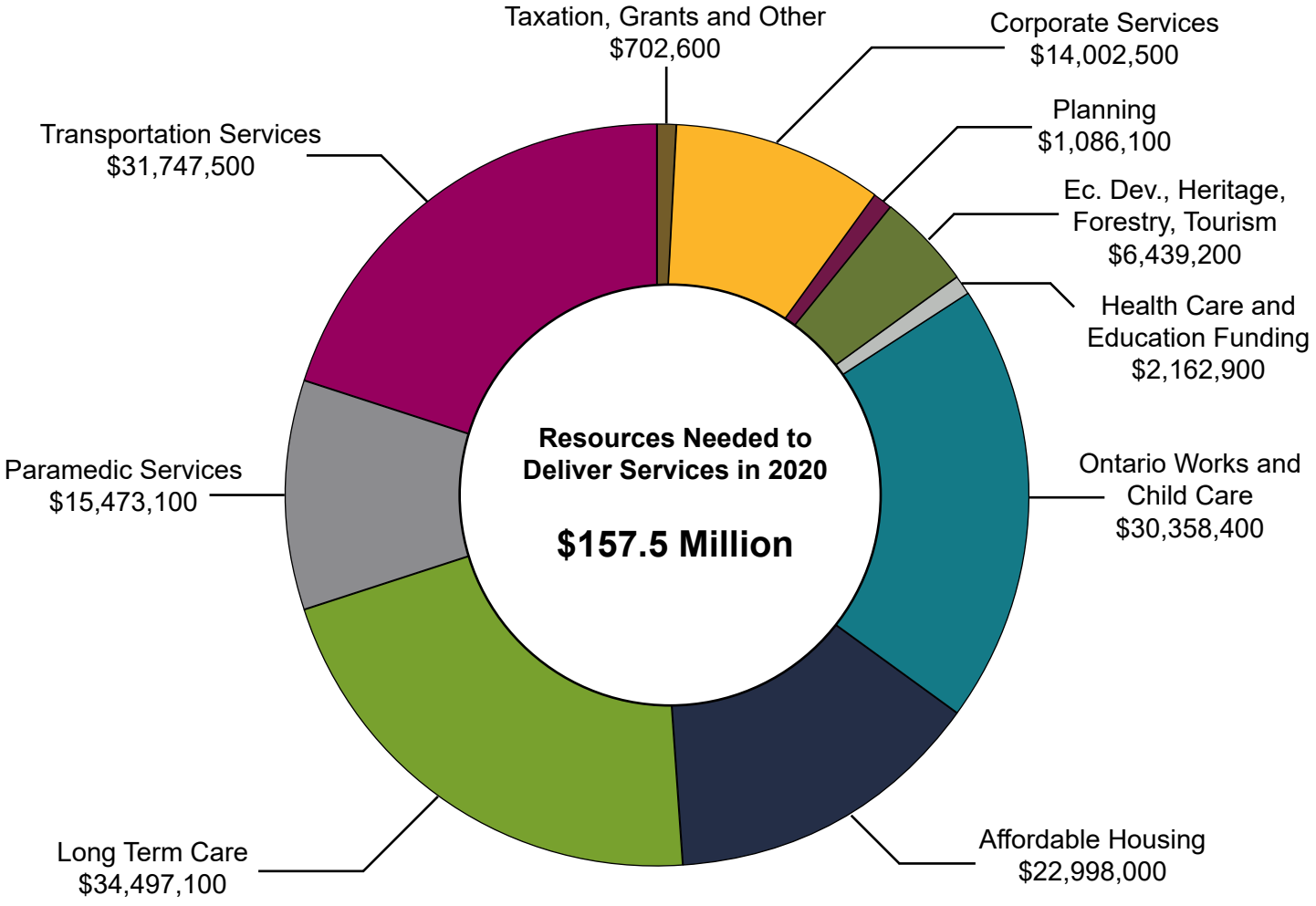

Organizational Structure

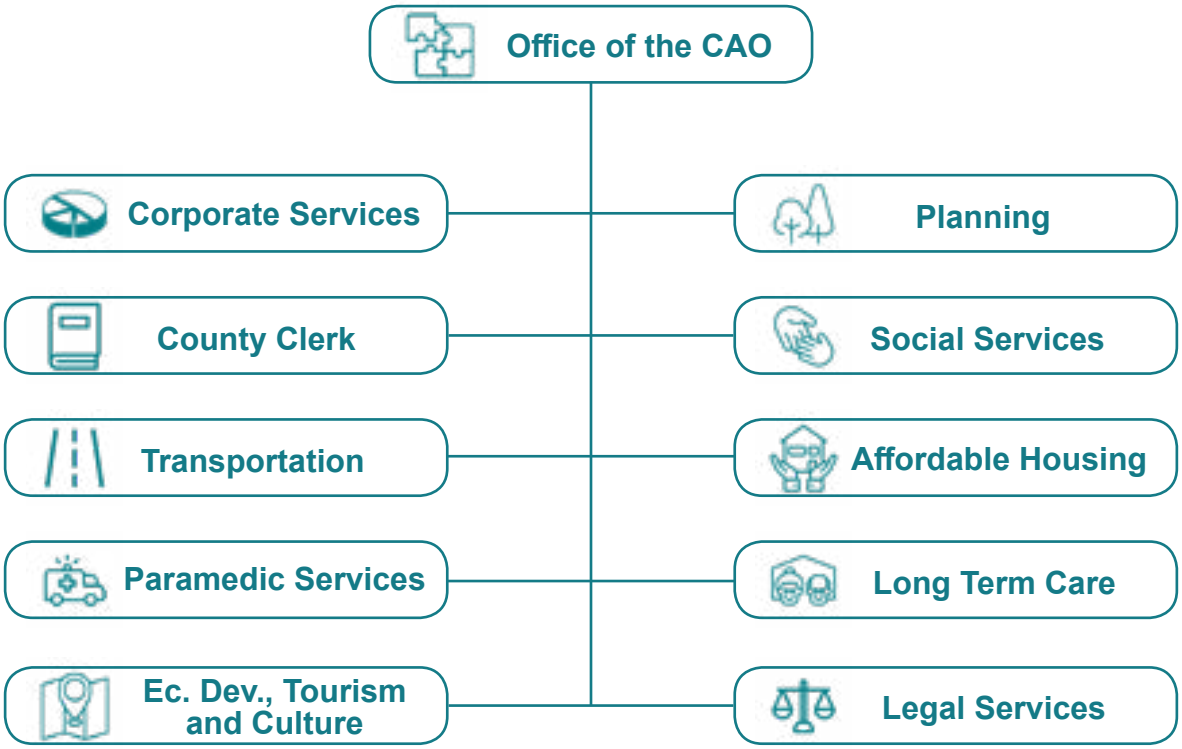

Grey County at a Glance

Grey County is an upper-tier municipal government serving nine distinct municipalities in Southwestern Ontario. Located along the pristine shores of Georgian Bay, Grey County is a renowned four-season destination for tourists with welcoming, vibrant communities.

Home to nearly 100,000 permanent residents, Grey County is a great place to live, work and raise a family. With an affordable cost of living, superb quality of life, and proximity to large urban centres, Grey County is experiencing rapid growth in many communities as new residents learn about all the great things our region has to offer.

Grey County is open for business and offers diverse opportunities across multiple sectors. With an older demographic, Grey County's workforce is aging, offering many job opportunities for skilled workers.

Stats

Size: 4,508 km²

Population: 99,455

Average Age: 45.4

Households: 39,560

Average Home Price: $395,000

Jobs: 46,316

Unemployment: 5.8%

Growth and Socio-Economic Indicators

Population Growth

Population growth is a sign of a healthy local economy. During the past census period (2011-2016), Grey County's population growth is lower than peer counties.

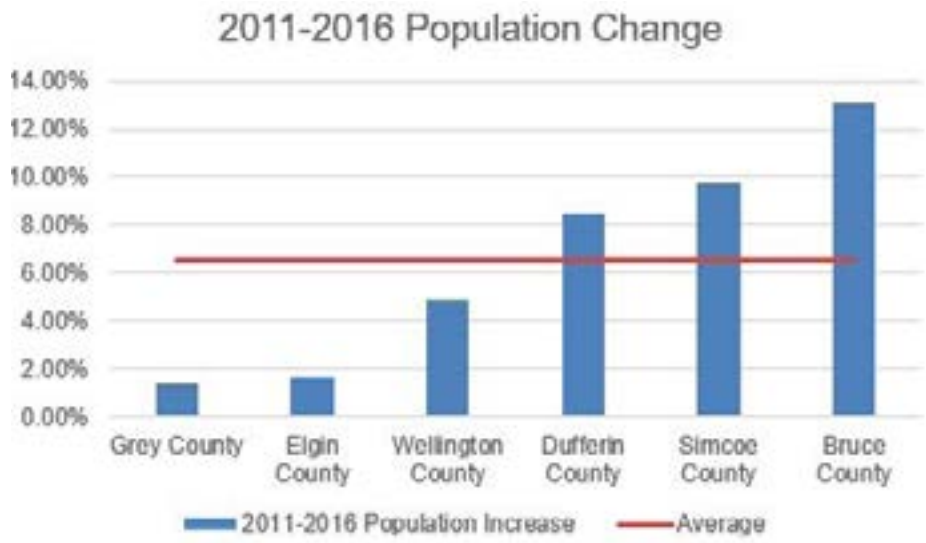

Population Density

Population Density indicates the number of residents living in an area (usually measured by square kilometre). Density readings can lend sight into the age of a County, growth patterns and zoning practices. As illustrated below, Grey has the second lowest population density per km.

A challenge facing Grey County is a large geographic area with low population density. The per household costs for geographically based services such as roads can be significantly higher than more densely populated areas.

Population Density			
Municipality	Estimated 2019 Population	Land Area (km²)	Density per km²
Elgin County	44,221	1,845	24
Wellington County	97,395	2,661	37
Dufferin County	63,790	1,486	43
Simcoe County	339,418	4,669	73
Bruce County	72,220	4,090	18
Average	*123,409*	*2,950*	*39*
Median	*72,220*	*2,661*	*37*
Grey County	**98,456**	**4,514**	**22**

Population Age

The age profile of a population and change in demographics can affect expenditures. For example, expenditures may be affected by seniors requiring higher public service costs and families with young children desiring enhanced services for recreational and related programs.

Age Demographics						
	Grey County			Ontario		
Age Profile	2011	2016	% Change	2011	2016	% Change
Age 0-19	19,840	19,060	-3.9%	3,167,813	3,096,780	-2.2%
Age 20-44	23,365	23,090	-1.2%	4,410,879	4,458,936	1.1%
Age 45-64	29,855	29,055	-2.7%	3,836,128	3,927,160	2.4%
Age 65+	19,508	22,625	16.0%	1,951,480	2,309,176	18.3%
Total	**92,568**	**93,830**	**1.4%**	**13,366,300**	**13,792,052**	**3.2%**

Source: Stats Canada

Age Profile		
Age Profile	Grey County	Ontario
Age 0-19	20.3%	22.5%
Age 20-44	24.6%	32.3%
Age 45-64	31.0%	28.5%
Age 65+	24.1%	16.7%

Source: Stats Canada

Weighted Assessment Composition

Another characteristic of a healthy economy is its degree of diversification in its tax base – the strength and mix of its residential, commercial and industrial tax base. A diversified economy tends to be seen as a more resilient economy; if municipal revenues are dependent on just one type or one large ratepayer (e.g. a large business/industry), the local government will have a more difficult time managing in tough economic times.

Residential, multi-residential and farm assessment make up approximately 89.6% of the assessment base in Grey County compared with 88.8% for the average peer County surveyed.

It is more desirable to have a larger share of non-residential assessment as the municipal cost of service is generally lower than residential.

2018 Tax Base Breakdown							
Municipality	Residential	Multi-Residential	Commercial	Industrial	Pipelines	Farmland	Forests
Elgin County	76.8%	1.2%	6.1%	3.0%	1.0%	11.9%	0.1%
Wellington County	77.9%	1.0%	8.0%	5.5%	0.6%	7.0%	0.1%
Dufferin County	82.8%	2.2%	8.6%	3.4%	0.1%	2.6%	0.2%
Bruce County	83.6%	1.1%	6.8%	2.3%	0.1%	6.0%	0.1%
Simcoe County	88.1%	0.7%	7.6%	1.7%	0.4%	1.4%	0.1%
Average	*81.8%*	*1.2%*	*7.4%*	*3.2%*	*0.5%*	*5.8%*	*0.1%*
Median	*82.8%*	*1.1%*	*7.6%*	*3.0%*	*0.4%*	*6.0%*	*0.1%*
Grey County	**81.2%**	**4.4%**	**8.0%**	**1.9%**	**0.2%**	**4.0%**	**0.2%**

Source: Financial Information Returns

2018 Estimated Average Household Income

Average household income is one measure of a community's ability to pay for municipal services. Credit rating agencies use this indicator as an important measure of a municipality's ability to repay debt.

As illustrated in the chart, average household income in Grey County is lower than the peer average.

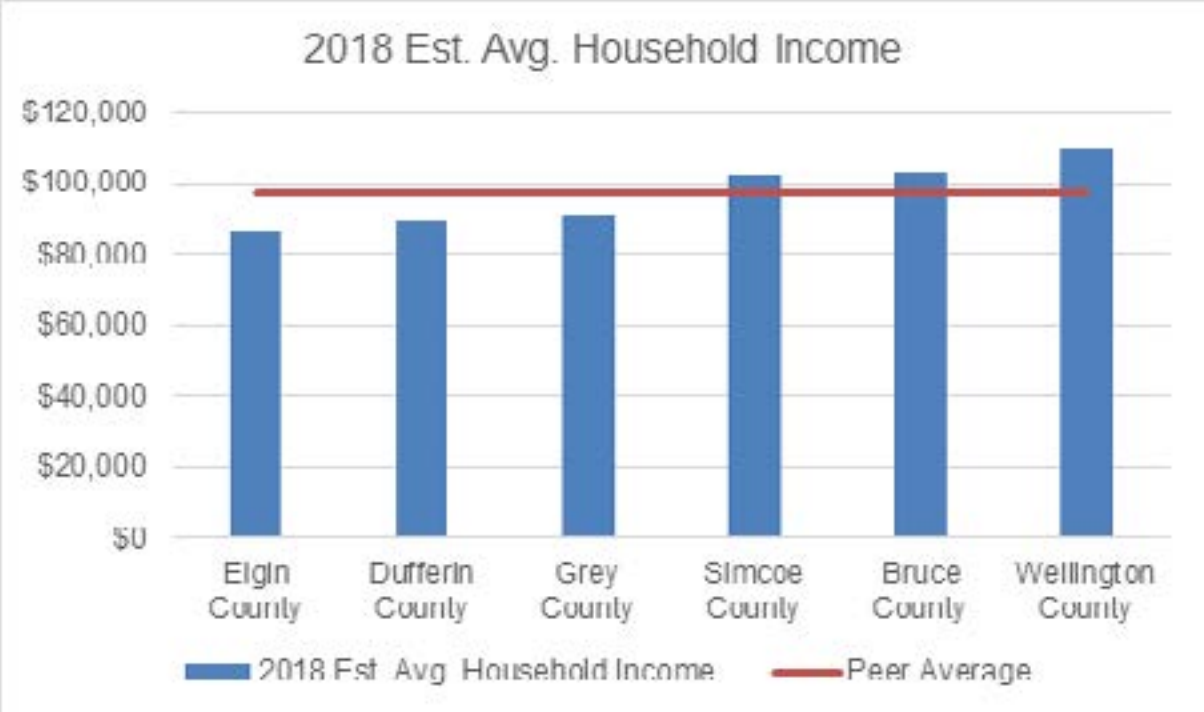

Source: BMA Municipal Study

Reserves / Debt / Financial Position

Reserve / Reserve Funds

Reserve/Reserve Funds are established by Council to assist with long-term financial stability and financial planning. By maintaining reserves, the County can accumulate funds for future or contingent liabilities; a key to long-term financial planning practices. They also provide a cushion to absorb unexpected shifts in revenues and expenditures. Credit rating agencies consider municipalities with higher reserves more advanced in their financial planning.

Debt

Debt is an important indicator of the County's financial health and is an appropriate way of financing longer life term items, especially new assets or corporate initiatives that are not fully recovered through development charges since future taxpayers, that receive the benefit, will also pay through future debt charges. However, when debt levels get too high, it compromises the County's flexibility to fund programs and services.

Financial Position

Financial Position of the County is important to consider as this takes into consideration the County's total assets and liabilities.

Reserves / Debt / Financial Position

Maintaining sufficient reserves and reserve funds are a crucial component of a municipality's long-term financial plan. The purposes for maintaining reserves are:

- to provide stabilization in the face of variable and uncontrollable factors (growth, interest rates, changes in subsidies) and to ensure adequate and sustainable cash flows;
- to provide financing for one-time or short-term requirements without permanently impacting the tax rates, thereby reducing reliance on long-term debt;
- to make provisions for replacement of capital assets to sustain infrastructure;
- to provide flexibility to manage debt levels and protect the County's financial position; and
- to provide for future liabilities incurred in the current year, but paid for in the future.

Grey County maintains numerous Discretionary and Obligatory Reserve / Reserve Funds.

Obligatory Reserve Funds are created whenever a statute requires revenue received for special purposes to be segregated from the general revenues of the municipality. Obligatory reserve funds can only be used for their prescribed purpose. Examples include Development Charges Reserve Funds and Federal Gas Tax Funds.

Discretionary Reserve Funds are established, based on Council direction, to finance future expenditures for which the County has the authority to spend money or to provide for a specific contingent liability.

Discretionary Reserves / Reserve Funds as a % of Taxation

Reserve funds play an important role in the County's finances and provide a strong indicator of the County's overall financial health.

As shown in the chart, Grey County's discretionary reserves as a percentage of taxation are above the survey peer average.

Discretionary Reserves/Reserve Funds as a % of Taxation			
Municipality	2016	2017	2018
Elgin County	32%	48%	44%
Bruce County	57%	58%	52%
Dufferin County	59%	66%	71%
Wellington County	75%	79%	84%
Simcoe County	69%	87%	96%
Average	*58%*	*68%*	*69%*
Median	*59%*	*66%*	*71%*
Grey County	**87%**	**85%**	**89%**

Source: Financial Information Returns

Grey County Reserve and Reserve Fund Balances							
	2018 Year-End Balance	2019 Projected Contribu-tions	2019 Projected Withdrawls	2019 Projected Year-End Balance	2020 Projected Contribu-tions	2020 Projected Withdrawls	2020 Projected Year-End Balance
Working Funds	$1,930,800	$0	$0	$1,930,800	$0	$0	$1,930,800
Current Purposes	$14,195,900	$2,049,100	-$3,332,200	$12,912,800	$1,431,700	-$2,202,300	$12,142,200
Capital Purposes	$31,959,400	$7,359,300	-$10,896,300	$28,422,400	$4,998,000	-$8,392,000	$25,028,400
Discretionary Total	**$48,086,100**	**$9,408,400**	**-$14,228,500**	**$43,266,000**	**$6,429,700**	**-$10,594,300**	**$39,101,400**

Obligatory Reserve Funds

An obligatory reserve fund is created when a provincial statute requires that revenue for special purposes be segregated from the general revenues of the municipality. Obligatory reserve funds are to be used solely for the purpose prescribed for them by statue. The following summarizes the Obligatory Reserve Funds:

1. Federal Gas Tax – Funds received from the Federal Government are used to support capital asset replacement. The balance in this reserve fund is projected to be $3.0 million at the end of 2019. The County has used Federal Gas Tax Funds primarily for roads capital.
2. Development Charges – These funds are restricted by the Development Charges Act that dictates these funds are to be used for the recovery of growth-related capital expenditures. The Development Charges Reserve Funds have grown significantly from 2014-2019 from $3.3 million to $9.4 million.

Obligatory Reserve Funds (in $000s)

Obligatory Reserve Fund Balances	2014	2015	2016	2017	2018	2019 (Projected)	2020 (Projected)
Development Charges	$3,296	$3,585	$4,462	$6,408	$7,805	$9,365	$13,429
Federal Gas Tax	$2,404	$2,349	$2,562	$3,034	$2,586	$3,003	$2,017
Obligatory Total	$5,700	$5,934	$7,024	$9,442	$10,391	$12,368	$15,446

Asset Consumption Ratio

The asset consumption ratio shows the written down value of the tangible capital assets relative to their historical costs. The ratio highlights the relative age of the assets and the potential timing of asset replacements.

As shown below, the County's asset consumption ratio is higher than the peer average, reflecting potentially greater replacement needs in the short to mid term than other Counties with a lower asset consumption ratio. This indicates a need for increased capital spending and healthier capital replacement reserves.

The County in 2019 updated the Tangible Capital Asset Accounting Policy so the County's financial statements accurately represent the County's physical assets. It is important that the useful lifespans in the policy approximate the real useful lifespans of the County's assets as this effects the amount of depreciation recorded. Many of the County's assets have been updated with longer useful lifespans and this will create a lower amount of amortization and reduce the asset consumption ratio and will, over time, improve the appearance of the financial health of the County. The Asset Consumption Ratio will need to be monitored in the future to ensure improvements to this ratio are occurring.

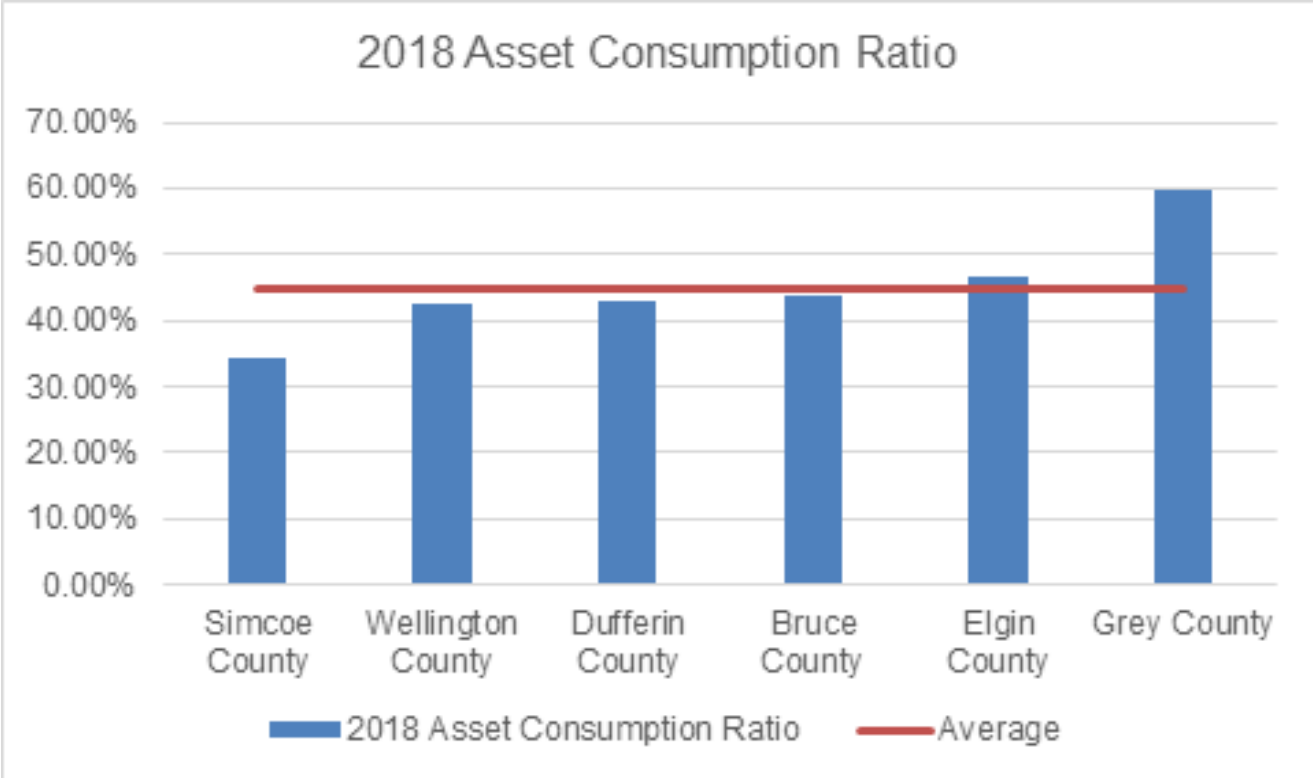

Source: BMA Municipal Study

Debt Management / Debt Indicators

Municipalities have limited options with respect to raising funds to support municipal programs and services. Grey County, similar to all municipalities across Ontario, is facing increasing infrastructure backlogs, funding gaps, and increasing financial pressures in infrastructure management. Issuance of debt is an efficient use of available financial resources; however, the issuance of debentures commits municipalities to enter into long-term commitments that require principal and interest payments over the life of the debentures.

The Province, through the Ministry of Municipal Affairs and Housing, established debenture limits for all municipalities such that no more than 25% of total own source revenues can be used to service debt on an annual basis. If the County were to reach this limit, future operating budgets would be severely constrained or tax and other revenues would have to increase significantly.

As shown in the chart below, the County's debt charges as a % of tax own source revenues is at 0.8%, lower than the peer survey average. The debt to reserve ratio provides a measure to compare the total debt to the total reserve balances. Generally, the benchmark suggested by credit rating agencies for this ratio is 1:1 or that debt should not exceed total reserve and reserve fund balances.

As of December 31, 2018, the County Tax Supported debt totals $4.5 million. These debt indicators will significantly change with the County entering into debentures for any long term care redevelopment projects.

Debt Management Indicators

Municipality	Tax Debt Charges as % of Own Source Revenue	Debt Out-standing per $100,000 of Weighted Assessment	Tax Debt Outstanding per Capita	Debt Outstanding % of Own Source Revenue	Debt to Reserve Ratio
Elgin County	0.2%	$36	$46	4.4%	0.13
Simcoe County	1.7%	$26	$42	7.6%	0.10
Dufferin County	6.0%	$151	$235	30.7%	0.56
Bruce County	6.6%	$163	$262	32.9%	0.79
Wellington County	3.3%	$204	$338	27.3%	0.40
Average	*3.6%*	*$116*	*$185*	*20.6%*	*0.40*
Median	*3.3%*	*$151*	*$235*	*27.3%*	*0.40*
Grey County	**0.8%**	**$29**	**$46**	**5.7%**	**0.09**

Financial Position

Finance position is a key indicator of a municipality's financial health. The net financial position is a broader measure of a municipality's indebtedness than debenture debt as it includes all of a municipality's financial assets and liabilities.

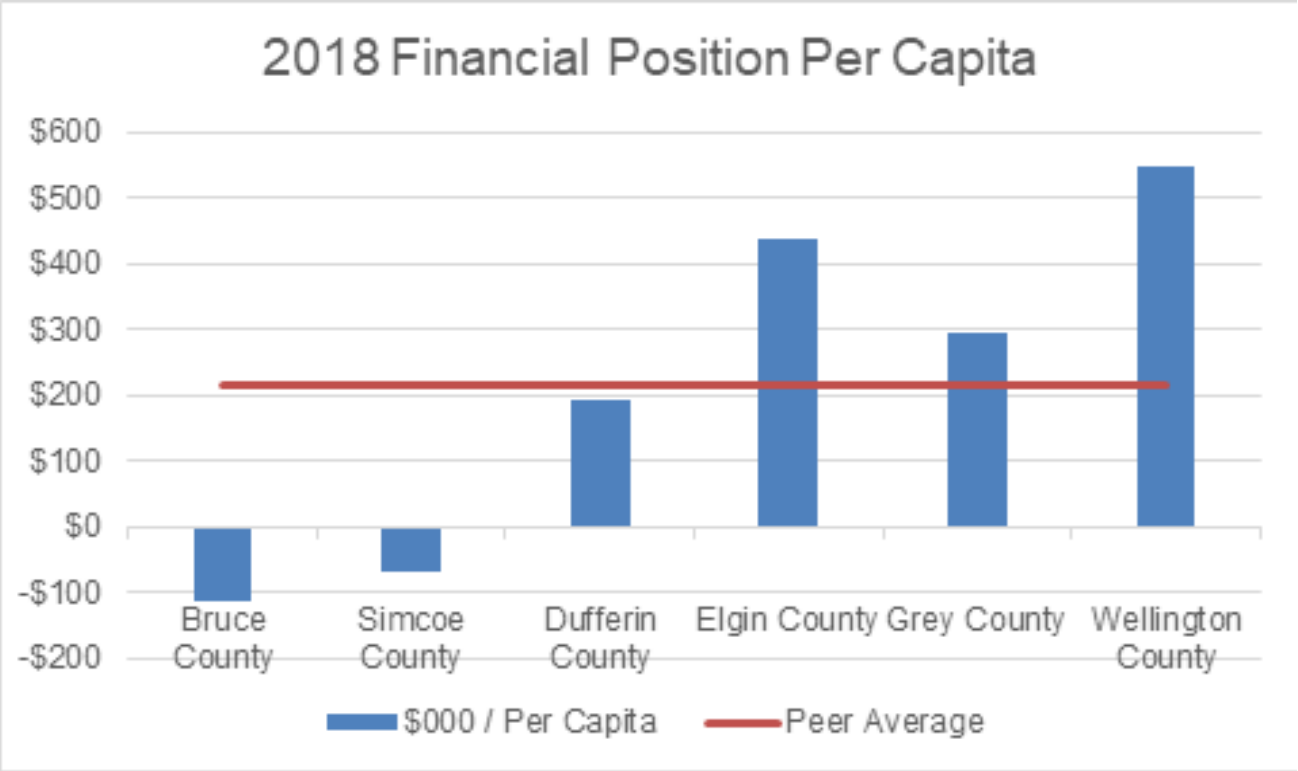

Source: Financial Information Returns

Provincial Funding Reductions 2020-2022

Provincial Funding Reductions			
	2020	2021 As Announced	2022 As Announced
Ontario Works	($173,600)		
Children's Services	($7,200)	($301,200)	($256,200)
Economic Development (Business Enterprise Centre)	($45,000)		
Long Term Care	($476,300)	($139,500)	
Paramedic Services	($216,800)		
Health Unit			
Total	**($918,900)**	**($440,700)**	**($256,200)**

*Health Unit Funding to transition to a 70-30 cost sharing funding on January 1, 2020. This would result in an estimated municipal impact of $1,031,483, with Grey County's share being $603,689. Grey Bruce Health Unit is proposing no budget increase in 2020 with the use of 2019 projected surplus funds and one-time mitigation funding. Grey Bruce Health Unit continues to work to find efficiencies in response to the $1.1 M provincial funding reduction.

Staffing Levels

Grey County	FULL-TIME EQUIVALENT								Net of Grants or Other Funding
Department/Division	2019			2020			Inc/(Dec)	2020 Budget Explanation	
	FTE	Student	Budget	FTE	Student	Budget			
CAO	2.0	-	2.0	2.0	-	2.0	-		-
Communications	1.0	-	1.0	1.0	-	1.0	-		-
Clerk	4.5	-	4.5	4.5	-	4.5	-		-
Emergency Management	1.3	-	1.3	1.3	-	1.3	-		-
Finance	10.0	0.3	10.3	10.0	0.3	10.3	-		-
Human Resources	9.0	0.3	9.3	10.0	0.3	10.3	1.0	1.0 FTE Manager of Organizational Development Position	1.0
Legal Services	1.0	-	1.0	1.5	-	1.5	0.5	0.5 FTE Solicitor	0.5
Information Technology	12.2	0.6	12.8	13.2	0.6	13.8	1.0	1.0 FTE IT Help Desk Support	1.0
Property	3.0	0.3	3.3	3.0	0.3	3.3	-		
Provincial Offences	7.0	-	7.0	7.5	0.3	7.8	0.8	0.5 FTE Solicitor $25,000 Decrease in Contracted Prosecution Services 0.3 FTE Increase for Student	0.5
Planning	6.0	0.3	6.3	7.0	-	7.0	0.7	1.0 FTE Planner (Contract position since 2018) (0.3) FTE Student	0.7
Economic Development	6.0	0.3	6.3	7.2	-	7.2	0.9	1.0 FTE Administrative Assistant 0.2 FTE Contract Community Hub - Funded by Donations (0.3) FTE Student	0.7
Tourism	4.4	0.6	5.0	3.0	-	3.0	(2.0)	(1.0) FTE Research & Data Analyst Contract - Funded by Grant (0.4) FTE Administrative Assistant (0.6) FTE Student	(1.0)
Grey Roots	15.2	3.9	19.1	13.8	3.7	17.5	(1.6)	(0.2) FTE Contract - Funded by Young Canada Works Grant (1.0) FTE Museum Administration - Reorganization (0.2) FTE Museum Manager - Reorganization (0.2) FTE Student	(1.4)
Ontario Works & Child Care	57.4	0.3	57.7	52.7	0.3	53.0	(4.7)	1.0 FTE OW Caseworker (2.0) FTE OW Community Placement Workers (2.0) FTE OW Team Assistants (1.0) FTE Child Care Supervisor (1.0) FTE Child Care Program Assistant 0.2 FTE Child Care Licensed Home Child Care Worker 0.3 FTE Child Care EarlyON Coordinator (0.2) FTE Child Care EarlyON Part Time Worker	(4.7)
Housing	28.2	0.3	28.5	30.5	0.3	30.8	2.3	1.0 FTE Building Services Supervisor 0.2 FTE Waitlist Coordinator 0.85 FTE Painter (Reduced Contracted Painting) 0.85 FTE Carpenter (Reduced Contracted Maintenance) (0.6) FTE Custodial	0.6
LTC Administration	2.0	-	2.0	5.0		5.0	3.0	1.0 FTE Quality Specialist 1.0 FTE Clinical Specialist 1.0 FTE Human Resources Generalist	3.0
Grey Gables	57.9	-	57.9	59.2	-	59.2	1.3	0.45 FTE Increased RPN hours (915 hours) 0.65 FTE Increased PSW hours (1,281 hours) 0.20 FTE Increased Programs hours (390 hours) 0.25 FTE Registered dietician hours (444 hours, reduced contract dietician hours) 0.20 FTE Increased RAI hours (390 hours) (0.45) FTE Reduced modified hours (878 hours)	1.3
Lee Manor	129.3	-	129.3	129.5	-	129.5	0.2	0.20 FTE Increased RPN hours (416 hours) 0.40 FTE Increased Maintenance hours (780 hours) 0.60 FTE Registered dietician hours (1008 hours, reduced contract dietician hours) (1.0) FTE Reduced modified hours (1,872 hours)	0.2
Rockwood Terrace	88.4	-	88.4	88.5	-	88.5	0.1	0.2 FTE Increased nursing staff hours (512 hours) (0.1) Reduced modified hours (208 hours)	0.1
Paramedic Services	99.1	-	99.1	102.6	-	102.6	3.5	0.7 FTE increase in Community Paramedicine hours 2.0 FTE increase to reflect cost of WSIB claims not covered by self insured WSIB program, 0.1 FTE increase in overtime (2019 collective agreement allows part timers to bank overtime and get paid out is contributing factor), 0.7 increase in duty supervisor hours (funded from reserve in 2020)	2.1
Transportation Services	69.0	0.6	69.6	67.0	0.6	67.6	(2.0)	(1.0) FTE Winter Seasonal Operator (1.0) FTE Operator	(2.0)
Total	**613.9**	**7.8**	**621.7**	**620.0**	**6.7**	**626.7**	**5.0**		**2.6**

Budget Summaries

The following worksheets have been provided to give a breakdown of the Net Budget, Gross Budget and Gross Budget Detail.

Net Budget

The 2020 Net Budget is the cost to deliver the County's programs and services, after accounting for all revenues and subsidies received. This is the portion of the budget that is paid through County property taxes.

Gross Budget

The 2020 Gross Budget is the total cost to deliver the County's programs and services. This includes everything from snow plowing to long-term care to computers and paper that the County uses every day.

Net/Gross Budget

The Net/Gross Budget is the total cost to deliver the County's programs and services, along with a breakdown of the revenues and reserve funding that is budgeted to arrive at the net amount required from County property taxation.

2020 BUDGET
ANALYSIS BY FUNCTION (NET DOLLARS)
Compared with 2019

FUNCTION	2019 BUDGETS			2020 BUDGETS			Change
			Combined	Operating	Capital	Combined	20 Levy to 19
	Net Operating Budget	Net Capital Budget	Net Tax Levy	Net Operating Budget	Net Capital Budget	Net Tax Levy	Increase / (Decrease)
CORPORATE SERVICES							
Council	752,400	-	752,400	789,900		789,900	37,500
Administration Departments	4,539,200	156,850	4,696,050	4,853,400	209,800	5,063,200	367,150
Workers Comp & Wkly Indem. Self Ins.	-	-	-	-	-	-	-
Information Systems	-	-	-	-	-	-	-
Assessment (MPAC)	1,849,200	-	1,849,200	1,879,600	-	1,879,600	30,400
Provincial Offences	(418,900)	-	(418,900)	(373,100)	-	(373,100)	45,800
Property	298,492	788,439	1,086,931	266,900	790,000	1,056,900	(30,031)
Taxation and Other	(136,900)	-	(136,900)	(374,800)	-	(374,800)	(237,900)
Sub Total	**6,883,492**	**945,289**	**7,828,781**	**7,041,900**	**999,800**	**8,041,700**	**212,919**
Health Unit	1,647,700	-	1,647,700	1,632,600		1,632,600	(15,100)
Hospital Grants & Health Care Funding	277,300	-	277,300	286,100		286,100	8,800
Georgian College - MED Training Centre	200,000		200,000	200,000		200,000	-
Sub Total	**2,125,000**	**-**	**2,125,000**	**2,118,700**	**-**	**2,118,700**	**(6,300)**
Total Corporate Services	**9,008,492**	**945,289**	**9,953,781**	**9,160,600**	**999,800**	**10,160,400**	**206,619**
PLANNING & COMMUNITY DEVELOPMENT							
ECONOMIC DEVELOPMENT, AGRICULTURE, FORESTRY, TOURISM, TRAILS & GREY ROOTS							
Econ. Dev't/Ag/Forestry/Tourism/Trails	1,599,626	177,960	1,777,586	1,597,100	274,600	1,871,700	94,114
Grey Roots	1,865,405	308,700	2,174,105	1,766,200	314,900	2,081,100	(93,005)
Sub Total	**3,465,031**	**486,660**	**3,951,691**	**3,363,300**	**589,500**	**3,952,800**	**1,109**
PLANNING & DEVELOPMENT							
Planning & Studies	719,160	17,650	736,810	792,300	17,900	810,200	73,390
Sub Total	**719,160**	**17,650**	**736,810**	**792,300**	**17,900**	**810,200**	**73,390**
Total Planning & Community Development	**4,184,191**	**504,310**	**4,688,501**	**4,155,600**	**607,400**	**4,763,000**	**74,499**

2020 BUDGET
ANALYSIS BY FUNCTION (NET DOLLARS)
Compared with 2019

FUNCTION	2019 BUDGETS			2020 BUDGETS			Change
			Combined	Operating	Capital	Combined	20 Levy to 19
	Net Operating Budget	Net Capital Budget	Net Tax Levy	Net Operating Budget	Net Capital Budget	Net Tax Levy	Increase / (Decrease)
SOCIAL SERVICES, HOUSING & LONG TERM CARE							
Ontario Works & Child Care							
Social Assistance	95,550	-	95,550	92,600	-	92,600	(2,950)
Community Homelessness Prevention Initiative	-	-	-	-	-	-	-
Ontario Works Administration	1,486,504	-	1,486,504	1,328,600	-	1,328,600	(157,904)
Ontario Works	569,913	-	569,913	609,400	-	609,400	39,487
Children's Services	1,156,216	44,350	1,200,566	1,156,100	44,800	1,200,900	334
County Social Initiatives	305,310	-	305,310	291,900	-	291,900	(13,410)
Sub Total	**3,613,493**	**44,350**	**3,657,843**	**3,478,600**	**44,800**	**3,523,400**	**(134,443)**
Housing							
Housing	5,712,664	1,369,500	7,082,164	5,783,300	1,396,900	7,180,200	98,036
Sub Total	**5,712,664**	**1,369,500**	**7,082,164**	**5,783,300**	**1,396,900**	**7,180,200**	**98,036**
Long Term Care							
Long Term Care Administration	-	-	-	-	-	-	-
Grey Gables	1,169,075	281,892	1,450,967	1,421,300	287,500	1,708,800	257,833
Lee Manor	1,564,047	219,109	1,783,156	1,880,000	223,500	2,103,500	320,344
Rockwood Terrace	1,384,504	290,009	1,674,513	1,613,600	295,800	1,909,400	234,887
Long Term Care Redevelopment		1,361,010	1,361,010		1,361,000	1,361,000	(10)
Sub Total Long Term Care	**4,117,626**	**2,152,020**	**6,269,646**	**4,914,900**	**2,167,800**	**7,082,700**	**813,054**
Total Social Services, Housing and Long Term Care	**13,443,783**	**3,565,870**	**17,009,653**	**14,176,800**	**3,609,500**	**17,786,300**	**776,647**

2020 BUDGET
ANALYSIS BY FUNCTION (NET DOLLARS)
Compared with 2019

FUNCTION	2019 BUDGETS Net Operating Budget	2019 BUDGETS Net Capital Budget	2019 BUDGETS Combined Net Tax Levy	2020 BUDGETS Operating Net Operating Budget	2020 BUDGETS Capital Net Capital Budget	2020 BUDGETS Combined Net Tax Levy	Change 20 Levy to 19 Increase / (Decrease)
TRANSPORTATION & PUBLIC SAFETY							
Paramedic Services							
Paramedic Services	6,556,923	93,996	6,650,919	7,130,800	88,700	7,219,500	568,581
Sub Total Paramedic Services	**6,556,923**	**93,996**	**6,650,919**	**7,130,800**	**88,700**	**7,219,500**	**568,581**
Transportation Services							
Ordinary Maintenance/Winter Control	7,862,700	-	7,862,700	8,087,000		8,087,000	224,300
Construction, Resurfacing and Minor Capital	-	8,357,006	8,357,006		9,182,400	9,182,400	825,394
Supervision & Overhead	1,820,400	-	1,820,400	1,799,700	-	1,799,700	(20,700)
Housing & Depots	321,000	306,000	627,000	323,000	312,100	635,100	8,100
Equipment - Operations & Cap	-	-	-	-	-	-	-
Asset Management, Studies and Engineering	238,000	-	238,000	163,500	-	163,500	(74,500)
Quarry	13,000	-	13,000	13,000		13,000	-
Sub Total Transportation Services	**10,255,100**	**8,663,006**	**18,918,106**	**10,386,200**	**9,494,500**	**19,880,700**	**962,594**
Total Transportation & Public Safety	**16,812,023**	**8,757,002**	**25,569,025**	**17,517,000**	**9,583,200**	**27,100,200**	**1,531,175**
TOTAL TO RAISE FROM TAXATION	**43,448,489**	**13,772,471**	**57,220,960**	**45,010,000**	**14,799,900**	**59,809,900**	**2,588,940**

Calculation of Tax Rate Increase for 2020		2020 Levy Increase Over 2019 Approved Budget	2,588,940
		Less: Estimated New Assessment Growth	(1,847,857)
	2019 New Growth	2020 Budgetary Levy Increase Net of New Growth	741,083
1% = $590,688	$1,847,857	**2020 Budgetary Increase over the 2019 Approved Budget**	**1.2546%**

2020 BUDGET ANALYSIS
(GROSS EXPENDITURE DOLLARS)
BY FUNCTION

FUNCTION	2019 OPERATING BUDGET	2019 CAPITAL BUDGET	2019 TOTAL BUDGET	2020 OPERATING BUDGET	2020 CAPITAL BUDGET	2020 TOTAL BUDGET
CORPORATE SERVICES						
Council	769,400		**769,400**	806,900		**806,900**
Administration Department	5,641,200	824,050	**6,465,250**	6,446,100	1,142,300	**7,588,400**
Workers Comp & Weekly Indem. Self Ins.	(200)		**(200)**	(200)		**(200)**
Information Systems	307,100		**307,100**	53,700		**53,700**
Assessment (MPAC)	1,849,200		**1,849,200**	1,879,600		**1,879,600**
Provincial Offences	2,171,900		**2,171,900**	2,290,900		**2,290,900**
Property	306,892	1,009,539	**1,316,431**	276,500	1,106,700	**1,383,200**
Taxation and Other	726,200		**726,200**	702,600		**702,600**
Sub Total	11,771,692	1,833,589	**13,605,281**	12,456,100	2,249,000	**14,705,100**
Health Unit	1,691,900		**1,691,900**	1,676,800		**1,676,800**
Health Care & Education Funding	477,300		**477,300**	486,100		**486,100**
Sub Total	2,169,200	-	**2,169,200**	2,162,900	-	**2,162,900**
PLANNING & COMMUNITY DEVELOPMENT						
ECONOMIC DEVELOPMENT, AGRICULTURE, FORESTRY, TOURISM, TRAILS & GREY ROOTS						
Econ. Dev't/Ag/Forestry/Tourism/Trails	2,988,941	1,208,590	**4,197,531**	2,753,900	1,179,900	**3,933,800**
Grey Roots	2,139,565	1,559,409	**3,698,974**	2,030,100	475,300	**2,505,400**
Sub Total	5,128,506	2,767,999	**7,896,505**	4,784,000	1,655,200	**6,439,200**
PLANNING & DEVELOPMENT						
Planning & Studies	907,127	87,650	**994,777**	932,200	153,900	**1,086,100**
Sub Total	907,127	87,650	**994,777**	932,200	153,900	**1,086,100**

2020 BUDGET ANALYSIS
(GROSS EXPENDITURE DOLLARS)
BY FUNCTION

FUNCTION	2019 OPERATING BUDGET	2019 CAPITAL BUDGET	2019 TOTAL BUDGET	2020 OPERATING BUDGET	2020 CAPITAL BUDGET	2020 TOTAL BUDGET
SOCIAL SERVICES, HOUSING & LONG TERM CARE						
ONTARIO WORKS & CHILD CARE						
Social Assistance	13,314,250		**13,314,250**	12,799,000		**12,799,000**
Community Homelessness Prevent. Init.	-		**-**			**-**
Ontario Works Administration	2,928,078	60,000	**2,988,078**	2,657,200	75,100	**2,732,300**
Ontario Works Employment Assistance	2,197,178		**2,197,178**	2,088,300		**2,088,300**
Children's Services	11,601,372	1,294,638	**12,896,010**	11,511,200	759,300	**12,270,500**
County Social Initiatives	476,458		**476,458**	468,300		**468,300**
Sub Total	30,517,336	1,354,638	**31,871,974**	29,524,000	834,400	**30,358,400**
HOUSING						
Housing	14,084,113	3,297,351	**17,381,464**	19,671,300	3,326,700	**22,998,000**
Sub Total	14,084,113	3,297,351	**17,381,464**	19,671,300	3,326,700	**22,998,000**
LONG TERM CARE						
Long Term Care Administration			**-**	83,700		**83,700**
Grey Gables	6,535,880	614,134	**7,150,014**	6,532,700	456,200	**6,988,900**
Lee Manor	13,823,191	482,500	**14,305,691**	13,393,500	326,000	**13,719,500**
Rockwood Terrace	9,474,370	1,026,159	**10,500,529**	9,292,000	1,052,000	**10,344,000**
Long Term Care Debenture/Redevelopment		1,361,010	**1,361,010**		1,361,000	**1,361,000**
Sub Total	29,833,441	3,483,803	**33,317,244**	29,301,900	3,195,200	**32,497,100**
TRANSPORTATION & PUBLIC SAFETY						
PARAMEDIC SERVICES						
Paramedic Services	14,310,550	738,396	**15,048,946**	15,053,900	419,200	**15,473,100**
Sub Total	14,310,550	738,396	**15,048,946**	15,053,900	419,200	**15,473,100**
TRANSPORTATION SERVICES						
Ordinary Maintenance/Winter Control	8,212,700		**8,212,700**	8,362,000		**8,362,000**
Construction, Resurfacing and Minor Capital		16,967,423	**16,967,423**		17,861,600	**17,861,600**
Supervision & Overhead	2,020,400		**2,020,400**	1,984,300		**1,984,300**
Housing & Depots	321,000	2,521,000	**2,842,000**	323,000	1,762,100	**2,085,100**
Equipment - Operations & Cap		1,913,156	**1,913,156**		1,098,000	**1,098,000**
Asset Management	418,000		**418,000**	343,500		**343,500**
Quarry	13,000		**13,000**	13,000		**13,000**
Sub Total	10,985,100	21,401,579	**32,386,679**	11,025,800	20,721,700	**31,747,500**
TOTAL	**119,707,065**	**34,965,005**	**154,672,070**	**124,912,100**	**32,555,300**	**157,467,400**

2020 BUDGET DETAILED AS COMPARED TO 2019 APPROVED BUDGET

FUNCTION	2019 Operating Budget				2020 Draft Operating Budget				2019 Capital Budget				2020 Draft Capital Budget				2019 Oper & Cap	2020	
	Gross Operating Expense	Revenue (Grants, Subsidies, etc)	To (From) Reserves	Net Operating	Gross Operating Expense	Revenue (Grants, Subsidies, etc)	To (From) Reserves	Net Operating	Gross Capital Expense	Revenue (Grants, Subsidies, etc)	To (From) Reserves & Debentures	Net Capital	Gross Capital Expense	Revenue (Grants, Subsidies, etc)	To (From) Reserves & Debentures	Net Capital	Approved Budget	Total Draft Budget	2020 Change to 2019
CORPORATE SERVICES																			
Council	764,000		(11,600)	752,400	801,500		(11,600)	789,900				-				-	752,400	789,900	37,500
AdminIstration Department	4,975,400	(1,042,600)	606,400	4,539,200	5,449,800	(1,427,900)	831,500	4,853,400	646,200	(21,000)	(468,350)	156,850	911,500	(21,000)	(680,700)	209,800	4,696,050	5,063,200	367,150
Workers Comp & Wkly Indem. Self Ins.	(200)	200		-	(200)	200		-				-				-	-	-	-
Information Systems	144,100	(8,200)	(135,900)	-	(59,200)	(3,700)	62,900	-				-				-	-	-	-
Assessment (MPAC)	1,849,200			1,849,200	1,879,600			1,879,600				-				-	1,849,200	1,879,600	30,400
Provincial Offences	2,171,900	(2,590,800)		(418,900)	2,290,900	(2,664,000)		(373,100)				-				-	(418,900)	(373,100)	45,800
Property	304,592	(8,400)	2,300	298,492	274,200	(9,600)	2,300	266,900	927,639	(5,000)	(134,200)	788,439	1,023,200	-	(233,200)	790,000	1,086,931	1,056,900	(30,031)
Taxation and Other	662,400	(813,100)	13,800	(136,900)	702,600	(1,027,400)	(50,000)	(374,800)				-				-	(136,900)	(374,800)	(237,900)
Sub Total	10,871,392	(4,462,900)	475,000	**6,883,492**	11,339,200	(5,132,400)	835,100	**7,041,900**	1,573,839	(26,000)	(602,550)	**945,289**	1,934,700	(21,000)	(913,900)	**999,800**	**7,828,781**	**8,041,700**	**212,919**
Health Unit	1,691,900		(44,200)	1,647,700	1,676,800		(44,200)	1,632,600				-				-	1,647,700	1,632,600	(15,100)
Health Care & Education Funding	200,000		277,300	477,300	200,000		286,100	486,100				-				-	477,300	486,100	8,800
Sub Total	1,891,900	-	233,100	**2,125,000**	1,876,800	-	241,900	**2,118,700**	-	-	-	**-**	-	-	-	**-**	**2,125,000**	**2,118,700**	**(6,300)**
PLANNING & COMMUNITY DEVELOPMENT																			
ECONOMIC DEVELOPMENT, AGRICULTURE, FORESTRY, TOURISM, TRIALS & GREY ROOTS																			
Econ. Dev't/Ag/Forestry/Tourism/Trails	2,908,941	(1,190,615)	(118,700)	1,599,626	2,669,000	(928,900)	(143,000)	1,597,100	1,101,770	(6,360)	(917,450)	177,960	1,084,000	(1,300)	(808,100)	274,600	1,777,586	1,871,700	94,114
Grey Roots	2,130,500	(250,160)	(14,935)	1,865,405	2,021,100	(236,400)	(18,500)	1,766,200	751,709	(56,909)	(386,100)	308,700	230,000		84,900	314,900	2,174,105	2,081,100	(93,005)
Sub Total	5,039,441	(1,440,775)	(133,635)	**3,465,031**	4,690,100	(1,165,300)	(161,500)	**3,363,300**	1,853,479	(63,269)	(1,303,550)	**486,660**	1,314,000	(1,300)	(723,200)	**589,500**	**3,951,691**	**3,952,800**	**1,109**
PLANNING & DEVELOPMENT																			
Planning & Studies	907,127	(87,800)	(100,167)	719,160	932,200	(100,900)	(39,000)	792,300	70,000		(52,350)	17,650	136,000		(118,100)	17,900	736,810	810,200	73,390
Sub Total	907,127	(87,800)	(100,167)	**719,160**	932,200	(100,900)	(39,000)	**792,300**	70,000	-	(52,350)	**17,650**	136,000	-	(118,100)	**17,900**	**736,810**	**810,200**	**73,390**
SOCIAL SERVICES, HOUSING & LONG TERM CARE																			
ONTARIO WORKS & CHILD CARE																			
Social Assistance	13,314,250	(13,218,700)		95,550	12,799,000	(12,706,400)		92,600				-				-	95,550	92,600	(2,950)
Community Homelessness Prevent. Initiat.	-	-		-				-				-				-	-	-	-
Ontario Works Administration	2,928,078	(1,359,124)	(82,450)	1,486,504	2,657,200	(1,328,600)		1,328,600	60,000		(60,000)	-	75,100		(75,100)	-	1,486,504	1,328,600	(157,904)
Ontario Works	2,197,178	(1,627,265)	-	569,913	2,088,300	(1,478,900)	-	609,400				-				-	569,913	609,400	39,487
Children's Services	11,601,372	(10,135,215)	(309,941)	1,156,216	11,511,200	(9,761,900)	(593,200)	1,156,100	1,050,288	(1,025,288)	19,350	44,350	714,500	(529,300)	(140,400)	44,800	1,200,566	1,200,900	334
County Social Initiatives	476,458	(165,148)	(6,000)	305,310	468,300	(170,400)	(6,000)	291,900				-				-	305,310	291,900	(13,410)
Sub Total	30,517,336	(26,505,452)	(398,391)	**3,613,493**	29,524,000	(25,446,200)	(599,200)	**3,478,600**	1,110,288	(1,025,288)	(40,650)	**44,350**	789,600	(529,300)	(215,500)	**44,800**	**3,657,843**	**3,523,400**	**(134,443)**

2020 BUDGET DETAILED AS COMPARED TO 2019 APPROVED BUDGET

FUNCTION	2019 Operating Budget: Gross Operating Expense	2019 Operating Budget: Revenue (Grants, Subsidies, etc)	2019 Operating Budget: To (From) Reserves	2019 Operating Budget: Net Operating	2020 Draft Operating Budget: Gross Operating Expense	2020 Draft Operating Budget: Revenue (Grants, Subsidies, etc)	2020 Draft Operating Budget: To (From) Reserves	2020 Draft Operating Budget: Net Operating	2019 Capital Budget: Gross Capital Expense	2019 Capital Budget: Revenue (Grants, Subsidies, etc)	2019 Capital Budget: To (From) Reserves & Debentures	2019 Capital Budget: Net Capital	2020 Draft Capital Budget: Gross Capital Expense	2020 Draft Capital Budget: Revenue (Grants, Subsidies, etc)	2020 Draft Capital Budget: To (From) Reserves & Debentures	2020 Draft Capital Budget: Net Capital	2019 Oper & Cap: Approved Budget	2020 Total Draft Budget	2020 Change to 2019
HOUSING																			
Social Housing	14,078,113	(8,219,224)	(146,225)	5,712,664	19,665,300	(13,788,100)	(93,900)	5,783,300	3,297,351	(941,423)	(986,428)	1,369,500	3,326,400	-	(1,929,500)	1,396,900	7,082,164	7,180,200	98,036
Sub Total	14,078,113	(8,219,224)	(146,225)	**5,712,664**	19,665,300	(13,788,100)	(93,900)	**5,783,300**	3,297,351	(941,423)	(986,428)	**1,369,500**	3,326,400	-	(1,929,500)	**1,396,900**	**7,082,164**	**7,180,200**	**98,036**
LONG TERM CARE																			
Long Term Care Administration				-	83,700		(83,700)	-				-				-	-	-	-
Grey Gables	6,535,880	(5,145,207)	(221,598)	1,169,075	6,532,700	(5,101,400)	(10,000)	1,421,300	614,134		(332,242)	281,892	456,200		(168,700)	287,500	1,450,967	1,708,800	257,833
Lee Manor	13,823,191	(11,795,505)	(463,639)	1,564,047	13,393,500	(11,508,500)	(5,000)	1,880,000	482,500		(263,391)	219,109	326,000		(102,500)	223,500	1,783,156	2,103,500	320,344
Rockwood Terrace	9,474,370	(7,769,845)	(320,021)	1,384,504	9,292,000	(7,668,400)	(10,000)	1,613,600	922,150		(632,141)	290,009	917,100		(621,300)	295,800	1,674,513	1,909,400	234,887
Long Term Care Redevelopment				-				-	-		1,361,010	1,361,010	-		1,361,000	1,361,000	1,361,010	1,361,000	(10)
Sub Total	29,833,441	(24,710,557)	(1,005,258)	**4,117,626**	29,301,900	(24,278,300)	(108,700)	**4,914,900**	2,018,784	-	133,236	**2,152,020**	1,699,300	-	468,500	**2,167,800**	**6,269,646**	**7,082,700**	**813,054**
TRANSPORTATION & PUBLIC SAFETY																			
PARAMEDIC SERVICES																			
Paramedic Services	13,737,450	(7,597,827)	417,300	6,556,923	14,461,800	(7,660,800)	329,800	7,130,800	706,496	(20,500)	(592,000)	93,996	387,000	(20,000)	(278,300)	88,700	6,650,919	7,219,500	568,581
Sub Total	13,737,450	(7,597,827)	417,300	**6,556,923**	14,461,800	(7,660,800)	329,800	**7,130,800**	706,496	(20,500)	(592,000)	**93,996**	387,000	(20,000)	(278,300)	**88,700**	**6,650,919**	**7,219,500**	**568,581**
TRANSPORTATION SERVICES																			
Ordinary Maintenance/Winter Control	8,212,700	(250,000)	(100,000)	7,862,700	8,362,000	(275,000)		8,087,000				-				-	7,862,700	8,087,000	224,300
Construction, Resurfacing & Minor Capital				-				-	16,967,423	(1,386,562)	(7,223,855)	8,357,006	17,861,600	(3,204,600)	(5,474,600)	9,182,400	8,357,006	9,182,400	825,394
Supervision & Overhead	2,020,400		(200,000)	1,820,400	1,984,300		(184,600)	1,799,700				-				-	1,820,400	1,799,700	(20,700)
Housing & Depots	321,000			321,000	323,000			323,000	215,000		91,000	306,000	650,000	(47,300)	(290,600)	312,100	627,000	635,100	8,100
Equipment - Operations & Capital	(834,000)		834,000	-	(975,000)		975,000	-	1,913,156	(224,456)	(1,688,700)	-	1,098,000	(103,000)	(995,000)	-	-	-	-
Asset Management	418,000		(180,000)	238,000	343,500		(180,000)	163,500				-				-	238,000	163,500	(74,500)
Quarry	13,000			13,000	13,000			13,000				-				-	13,000	13,000	-
Sub Total	10,151,100	(250,000)	354,000	**10,255,100**	10,050,800	(275,000)	610,400	**10,386,200**	19,095,579	(1,611,018)	(8,821,555)	**8,663,006**	19,609,600	(3,354,900)	(6,760,200)	**9,494,500**	**18,918,106**	**19,880,700**	**962,594**
Total Funding Required	**117,027,300**	**(73,274,535)**	**(304,276)**	**43,448,489**	**121,842,100**	**(77,847,000)**	**1,014,900**	**45,010,000**	**29,725,816**	**(3,687,498)**	**(12,265,847)**	**13,772,471**	**29,196,600**	**(3,926,500)**	**(10,470,200)**	**14,799,900**	**57,220,960**	**59,809,900**	**2,588,940**

Calculation of Tax Rate Increase for 2020	2019 New Growth
	$1,847,857
1% = $590,688	

2020 Levy Increase/ (Decrease) Over 2019 Approved Budget	**2,588,940**
Less: Assessment Growth	**-1,847,857**
2020 Budgetary Levy Increase / (Decrease) Net of New Growth	**741,083**
2020 Budgetary Increase / (Decrease) over the 2019 Approved Budget	**1.2546%**

Corporate Services Budget DETAILS

Corporate Services Function Overview

The 2020 budget for the Corporate Services function includes a net requirement (total of operating and capital) of $10,160,400 compared to $9,953,781 in 2019, an increase of $206,619.

Council Budget

The 2020 Council budget includes a net departmental requirement (total of operating and capital) of $789,900 compared to $752,400 in 2019, an increase of $37,500.

Salaries and benefits are anticipated to increase $28,600 in 2020. These increases include the Alternate Member attendance, additional task force membership per diems and per diems paid to Councillors attending an event outside of their own municipality on behalf of the Warden. Travel has also increased in response to the additional task force meetings anticipated to be scheduled in 2020.

The Association and Membership Fees budget line has increased slightly to account for increases to memberships. This includes funds for memberships with the Ontario Good Roads Association, the Federation of Canadian Municipalities, the Association of Municipalities of Ontario, Western Ontario Wardens' Caucus and the Great Lakes and St. Lawrence Initiative membership.

The Professional and Consulting Fees budget maintains $25,000 for funding for the professional services of an Integrity Commissioner for Grey County, with this expenditure line being offset with reserve funding of $17,000 which is taxation funding for this service not utilized from a prior budget year.

Administrative Budgets

The 2020 Administrative budget includes a net departmental requirement (total of operating and capital) of $5,063,200 compared to $4,696,050 in 2019, an increase of $367,150.

Operating Budget

Investment income is being budgeted higher in 2020 due to higher yields of return being realized and the bond fund market value rate increases that have occurred in 2019. As per the Cash and Investment Management Policy, the net revenue budgeted from investments that exceeds 1% of the County's own purpose levy is to be placed in a one-time funding reserve for use in funding non-recurring expenditures. A 2020 transfer to reserve in the amount $815,900 has been budgeted.

The transfer from reserve includes funding of $50,000 for Enhanced Fire Communications Phase II project, and $43,800 for Community Safety & Well-Being project. One Time reserve funding of $3,000 has been provided for the upgrade of the Financial Software in 2020, $3,000 for the AMCTO Conference Sponsorship, $40,000 to offset Legal fees, $10,000 for Professional & Consulting (actuarial) fees, and $15,000 for funds for Corporate Wellness Initiatives.

Salaries and benefits include funding for the staff changes that were approved in 2019 along with a 1.62% cost of living adjustment.

Service enhancements new to the 2020 budget include funding for a Manager of Organizational Development in the Human Resources Department. This position will act as a strategic business partner and advisor in the areas of employee and organizational development. This position will assist departments in resolving performance issues, developing succession plan and ensuring required training programs are delivered, while developing leadership strategies, individual learning plans, organizational structures and processes to advance the goals of our Strategic Plan.

An additional staff member for IT help desk support has been included in the 2020 budget. This position is to assist with the number of help desk support calls. This position will also permit IT infrastructure staff to focus on larger projects, network configuration, and cyber security initiatives.

In preparation for the download of Part III prosecutions, and to assist with corporate legal matters, funding has also been included in Legal Services Department for 50% of the salaries and benefits of a solicitor (lawyer) hired in 2019. The balance of this full-time position has been expensed to the Provincial Offences operations to assist the Provincial Offences prosecutor.

As stated previously, $50,000 in reserve funding has been included in the 2020 budget to assist the County in investigating enhancements to the Emergency Management Program – Enhanced Fire Communication that would provide increased resources and support to member municipalities. A future report relating to the Enhanced Fire Communications proposal and any subsequent funding necessary will be brought back to Council for consideration.

$43,800 in reserve funding has been included in the 2020 budget for the continued work on the Community Safety and Well-Being Plan development. This is a joint project with Bruce County that includes funding for the cost of a consultant.

Capital

The 2020 budget requires a capital net requirement of $209,800. For 2020, additional taxation funding has been included for the future upgrade of the County's Human Resources software, Job Hazard Demands Analysis, future Audio-Visual upgrades to Council Chambers, future upgrades/replacement of the Corporate Scheduling software, and the future refresh of the Information Technology capital in the County's Long Term Care facilities. The following capital expenses have been budgeted:

- $5,000 as a transfer to reserve for future Communications initiatives
- $6,900 as a transfer to reserve for future audio-visual upgrades to the Council chambers
- $20,000 as a transfer to reserve for future records management software upgrades
- $160,900 for professional services to assist with the development of a corporate asset management plan and implementation

- $50,000 to complete a service review of the Human Resources Department
- $71,200 for upgrades to the Human Resources software
- $30,000 to undertake a market salary review (Non-Union)
- $40,000 to reserve for future upgrade/replacement of the current Corporate Scheduling software
- $22,700 to reserve for future upgrade/replacement of the Human Resources software
- $10,000 to reserve for future updates to Job Demand and Hazard Analysis
- $8,200 to reserve to undertake future market salary reviews (Non-Union)
- $12,000 for UPS (battery backup and power conditioning) hardware
- $78,000 for server hardware replacement in the County's Long Term Care facilities
- $200,000 for telephone hardware system upgrade or replacement
- $74,400 for photocopier lifecycle replacements
- $10,000 for IT equipment cabinets
- $20,000 for the update of aerial imagery (ortho photography – MNR's SWOOP 2020 project)
- $40,000 to update the County's corporate website
- $50,000 for the services of a consultant to undertake a telephony review
- $21,000 as a transfer to reserve for future tower replacements (Ceylon and Woodford)
- $2,000 as a transfer to reserve for future updates of aerial imagery
- $15,000 to reserve for future photocopier lifecycle replacements
- $10,000 to reserve for future telephone hardware system upgrade or replacement
- $8,000 for future updates to the County's corporate website
- $62,000 as a transfer to reserve for future Information Technology hardware network upgrades
- $115,000 from reserve for the update of facility building condition assessments

Workers' Compensation and Weekly Indemnity (Short-Term Disability)

The Workers' Compensation and Weekly Indemnity budgets are self-insured plans. The budgeted WSIB premiums is the amount charged to each department to fund the actual cost of WSIB claims (lost wages where employees have not been able to return to work on a modified bases, medical costs, etc., including the administration fee WSIB charges the County to manage claims). The budgeted increase to premiums is reflective of a slight increase to the rate charged to Paramedic Services and the increase to assessable earnings (earnings subject to WSIB premiums). All departments, except for Long-Term Care, are charged significantly less than the rates they would be charged if the County was not self-insured.

The Weekly Indemnity budget is for the self-insured short term disability plans for unionized staff in the three long term care homes. A third party disability management company not only adjudicates eligibility for weekly indemnity benefits for full time unionized staff, but also ensures that the absence of part time employees is medically supported. Premiums are charged to Long-Term Care for full time employees and shows as revenue in the Weekly Indemnity budget. The cost of the management company as well as short-term disability payments to eligible full-time employees are expensed to this budget. The budgeted premium to be collected is a reduction over 2019 and reflects the slight decrease in the claims paid in the last couple of years.

Information Services Budget

This departmental budget reflects the costs of keeping the County's network infrastructure up and running along with the costs of licensing and providing virus protection. It also provides training funding to keep the County's Information Technology staffs' knowledge current with new network developments. This budget is funded by an inter-functional charge to each department.

The 2020 budget continues implementation of Microsoft 365 applications. In prior budgets the implementation of Microsoft 365 licensing was phased in using reserve funding. The budget also provides funding for the implementation of recommendations from the County's cyber security and disaster recovery assessments.

Assessment Budget

The County pays for the cost of the services of the Municipal Property Assessment Corporation (MPAC) on behalf of all municipalities in the County. MPAC's fee for 2020 has been budgeted to be $1,879,600 based on MPAC's Property Assessment Services and Supports Costs notice. This equates to an increase of $30,400 over the amount budgeted in 2019.

County Property

Administration and Morrison Buildings

The 2020 Council Property budgets include a net departmental requirement (total of operating and capital) of

$1,056,900 compared to $1,086,931 in 2019, a decrease of $30,031.

Operating Budgets(s)

These operating budgets include the costs of operating and maintaining the County's Administration building(s) and the Morrison building. The decrease in these budgets of $31,592 is mainly due projected decrease in utility costs and insurance costs.

Capital Budget(s)

These capital budgets include a net departmental increase of $1,561.

For 2020, the following capital expenditures have been budgeted:

- $10,000 for the purchase of meeting room tables and chairs
- $55,000 to upgrade the carrier climate controls system
- $70,000 to replace generator
- $150,000 to replace asphalt in upper-south parking lot and at the former Provincial Offences building.
- $10,000 to repair and paint exterior and balcony decks of the original Administration building
- $83,500 as a transfer to reserve for future capital funding for the future replacement of building and equipment components
- $706,500 in funding for self-financed debenture payments for the expansion and renovation to the original County Administration building
- $21,700 for the sidewalk replacement of the Morrison building

Provincial Offences

The 2020 Provincial Offences budget continues to provide a revenue source to the County and includes a net departmental operating requirement of ($373,100) compared to ($418,900) in 2019, a decrease of $45,800 in net revenue.

The County operates the Provincial Offences courts for both Grey and Bruce counties. The net revenue from the operations is cost shared on the basis of population.

Revenues have been projected to be higher by approximately $73,200 in 2020 and this is based on year-to-date revenues.

Salaries and benefit lines include an increase in funding for 50% of a solicitor (lawyer) hired in 2019 to assist the Provincial Offences prosecutor in handling the volume of prosecution matters.

Taxation and Grants

Supplementary taxation has been calculated for the 2020 budget based on MPAC's preliminary new assessment forecast report and multiplying this new assessment by the 2019 County tax rates. This estimate is providing an additional $278,100 in supplementary taxation revenue for 2010. Taxation write-offs have been based on 2019 year-end projections and historical averages (2012–2019). These estimates have resulted in a 2020 budget net decrease of $237,900.

A $50,000 budgeted expenditure for grants is funded from reserves and provides a grant-in-lieu of development charges for any possible affordable housing units that may qualify in 2020.

Grey Bruce Health Unit

The 2020 Grey Bruce Health Unit budget includes a net departmental operating requirement of $1,632,800 compared to $1,647,700 in 2019, a decrease of $15,100.

Grey and Bruce counties have historically cost shared 25% of the operations of the health unit, with each party's contribution calculated as the percentage of the population that each Grey and Bruce have as a proportion of the total population of Grey and Bruce combined. Currently, Grey County's proportion is 58.53%.

The Province in 2019 advised that the current 35 public health units, will be reduced to 10, and that a new regional public health entity will be formed comprised of Grey, Bruce, Huron and Perth Counties governed by an autonomous board of health.

The Province also announced that the provincial municipal cost sharing arrangement will move from a 75/25 Provincial/Municipal cost share to a 70/30 Provincial/Municipal cost share in 2020. This would result in an estimated municipal impact of $1,031,483, with Grey County's share being $603,689.

The Province has ensured that in 2020 no public health unit will experience an increase of 10 per cent of current public health costs. The Health Unit is proposing no budget increase for 2020 with the use of 2019 projected surplus funds and one-time mitigation funding.

The Grey Bruce Health Unit continues to work to find efficiencies in response to the anticipated $1.1M provincial funding reduction.

Health Care Initiatives Funding

The 2020 budget contains $286,100 as a transfer to reserves for Health Care Initiatives Funding. This level of funding is based on Council's approved recommendation that half of 1% of County levy maximum per year for contribution to capital construction of projects of hospitals. A transfer to the Health Care Initiatives reserve in the amount of $286,100 has been included in the 2020 budget.

The County, in advance of the 2019 budget, received delegations from the Collingwood General & Marine Hospital seeking a $3M pledge payable over ten years, and from the

Grey Bruce Health Services seeking a gift of $400,000 over two years for the MRI campaign.

Council in 2019 has appointed a Health Care Funding Roles and Responsibilities Task Force to create a Health Care Funding Policy that will guide Grey County Council's decision-making regarding funding requests from health care stakeholders. The objective is to create a Health Care Funding Policy that will:

a. Provide information regarding Grey County Health Care funding and outline rationale for where municipal funding should be allocated and the criteria for eligibility.
b. Provide maximum annual reserve contributions.

Georgian College – Marine Emergency Duties Training Centre

The 2020 budget has been drafted with the 6th installment of $200,000 of a financial contribution of $2M in financial support to Georgian College to construct a Marine Emergency Duties (MED) Training and Research Centre at the Owen Sound Campus.

The funding of $2M being provided over a ten-year period began in 2015.

COUNTY OF GREY
CORPORATE SERVICES
2020 BUDGET NET DEPARTMENT REQUIREMENT SUMMARY

OPERATING SUMMARY

	2018	2019		2020			Net Budget Change	
	Actual	Budgeted Levy	Year End Projection	Revenue	Budgeted Expenditure	Levy	2020 Budget vs 2019 Budget Variance $	Variance %
Council	$635,833	$752,400	$766,800	($17,000)	$806,900	$789,900	$37,500	4.98%
Administration Depts	$3,714,203	$4,539,200	$4,015,200	($1,592,700)	$6,446,100	$4,853,400	$314,200	6.92%
Workers Comp & Weekly Indem. Self Ins	$23,246	$0	$183,400	$200	($200)	$0	$0	0.00%
Information Systems	($4,381)	$0	$0	($53,700)	$53,700	$0	$0	0.00%
Total Council and Administration	**$4,368,901**	**$5,291,600**	**$4,965,400**	**($1,663,200)**	**$7,306,500**	**$5,643,300**	**$351,700**	**6.65%**
Assessment Services- MPAC	**$1,834,995**	**$1,849,200**	**$1,849,100**	**$0**	**$1,879,600**	**$1,879,600**	**$30,400**	**1.64%**
Provincial Offences	**($449,126)**	**($418,900)**	**($440,400)**	**($2,664,000)**	**$2,290,900**	**($373,100)**	**$45,800**	**-10.93%**
County Admin Building	$371,614	$302,492	$257,800	($1,000)	$273,100	$272,100	($30,392)	-10.05%
Morrison Building (G & B House)	($4,583)	($4,000)	($5,500)	($8,600)	$3,400	($5,200)	($1,200)	30.00%
Total Property	**$367,031**	**$298,492**	**$252,300**	**($9,600)**	**$276,500**	**$266,900**	**($31,592)**	**-10.58%**
Tax and Other	**($100,393)**	**($136,900)**	**($1,156,800)**	**($1,077,400)**	**$702,600**	**($374,800)**	**($237,900)**	**173.78%**
Total Operating	**$6,021,408**	**$6,883,492**	**$5,469,600**	**($5,414,200)**	**$12,456,100**	**$7,041,900**	**$158,408**	**2.30%**

CAPITAL SUMMARY

	2018	2019		2020			Net Budget Change	
	Actual	Budgeted Levy	Year End Projection	Revenue	Budgeted Expenditure	Levy	2020 Budget vs 2019 Budget Variance $	Variance %
Administration	$362,521	$156,850	$156,900	($932,500)	$1,142,300	$209,800	$52,950	33.76%
County Admin Building	$109,079	$81,900	$86,900	($295,000)	$378,500	$83,500	$1,600	1.95%
County Admin Bldg - Expansion & Renovation	$682,563	$706,539	$706,500	$0	$706,500	$706,500	($39)	-0.01%
Morrison Building	$0	$0	$0	($21,700)	$21,700	$0	$0	0.00%
Total Capital	**$1,154,163**	**$945,289**	**$950,300**	**($1,249,200)**	**$2,249,000**	**$999,800**	**$54,511**	**5.77%**

OPERATING AND CAPITAL COMBINED SUMMARY

	2018	2019		2020			Net Budget Change	
	Actual	Budgeted Levy	Year End Projection	Revenue	Budgeted Expenditure	Levy	2020 Budget vs 2019 Budget Variance $	Variance %
Operations	$6,021,408	$6,883,492	$5,469,600	($5,414,200)	$12,456,100	$7,041,900	$158,408	2.30%
Capital	$1,154,163	$945,289	$950,300	($1,249,200)	$2,249,000	$999,800	$54,511	5.77%
Total - Operating & Capital Summary	**$7,175,571**	**$7,828,781**	**$6,419,900**	**($6,663,400)**	**$14,705,100**	**$8,041,700**	**$212,919**	**2.72%**

COUNTY OF GREY
CORPORATE SERVICES
2020 BUDGET NET DEPARTMENT REQUIREMENT SUMMARY

HEALTH UNIT, HEALTH CARE, & EDUCATION FUNDING SUMMARY

	2018	2019		2020			Net Budget Change	
	Actual	Budgeted Levy	Year End Projection	Revenue	Budgeted Expenditure	Levy	2020 Budget vs 2019 Budget Variance $	Variance %
Grey Bruce Health Unit	$1,502,157	$1,647,700	$1,458,800	($44,200)	$1,676,800	$1,632,600	($15,100)	-0.92%
GBHS - The Hospital Campaign	$200,000	$0	$0	$0	$0	$0	$0	0.00%
Health Care Initiatives Funding	$71,700	$277,300	$277,300	$0	$286,100	$286,100	$8,800	3.17%
Georgian College - MED Training Center	$200,000	$200,000	$200,000	$0	$200,000	$200,000	$0	0.00%
Total Health, Education & Stable Funding	**$1,973,857**	**$2,125,000**	**$1,936,100**	**($44,200)**	**$2,162,900**	**$2,118,700**	**($6,300)**	**-0.30%**

OPERATING AND CAPITAL COMBINED SUMMARY
INCLUDING HEALTH UNIT, HEALTH CARE, & EDUCATION FUNDING

	2018	2019		2020			Net Budget Change	
	Actual	Budgeted Levy	Year End Projection	Revenue	Budgeted Expenditure	Levy	2020 Budget vs 2019 Budget Variance $	Variance %
Operations	$6,021,408	$6,883,492	$5,469,600	($5,414,200)	$12,456,100	$7,041,900	$158,408	2.30%
Capital	$1,154,163	$945,289	$950,300	($1,249,200)	$2,249,000	$999,800	$54,511	5.77%
Health Unit, Health Care & Education Funding	$1,973,857	$2,125,000	$1,936,100	($44,200)	$2,162,900	$2,118,700	($6,300)	-0.30%
Grand Total - Including Health & Educ. Funding	**$9,149,428**	**$9,953,781**	**$8,356,000**	**($6,707,600)**	**$16,868,000**	**$10,160,400**	**$206,619**	**2.08%**

The County of Grey
Council Operating Summary
2020 Budget
For the Twelve Months Ending
December 31, 2019

Account	Description	2018 ACTUAL	2019 BUDGET	2019 YEAR END PROJECTION	2020 BUDGET	2020 BUDGET to 2019 BUDGET Variance $	2020 BUDGET to 2019 BUDGET Variance %
	REVENUE						
49400	Transfer From Reserve	($14,919)	$0	$0	$0	$0	0.00%
49405	From Reserve - One Time Funding	0	(17,000)	0	(17,000)	0	0.00%
54050	Donations	(1,150)	0	(700)	0	0	0.00%
	TOTAL REVENUE	***(16,069)***	***(17,000)***	***(700)***	***(17,000)***	***0***	***0.00%***
	EXPENDITURE						
	Salaries and Wages						
61000	Salaries and Wages	384,681	453,900	470,700	486,200	32,300	7.12%
61008	HST Recoveries Salary Remuneration	(12,428)	0	0	0	0	0.00%
	Total - Salaries & Wages	***372,253***	***453,900***	***470,700***	***486,200***	***32,300***	***7.12%***
	Employee Benefits						
61220	CPP	6,711	19,000	18,500	18,600	(400)	-2.11%
61223	OMERS	16,420	42,100	38,500	38,200	(3,900)	-9.26%
61224	EHT	5,301	8,900	9,600	9,500	600	6.74%
61260	Service Awards	0	1,000	0	1,000	0	0.00%
	Total - Employee Benefits	***28,432***	***71,000***	***66,600***	***67,300***	***(3,700)***	***-5.21%***
	Total Salaries and Benefits	***400,685***	***524,900***	***537,300***	***553,500***	***28,600***	***5.45%***
	Other Expenditures						
63010	Association/Membership Fees	37,118	40,000	40,600	42,000	2,000	5.00%
63020	Computer Support/Maintenance	0	0	200	300	300	100.00%
63040	Equip/Furniture Maintenance	0	0	400	0	0	0.00%
63041	Computer Purchases	9,018	400	100	0	(400)	-100.00%
63051	Telephone	0	100	0	0	(100)	-100.00%
63052	Cellular	15,893	10,000	8,100	10,000	0	0.00%
63060	Office & Charting Supplies	292	200	200	300	100	50.00%
63063	Postage/Courier/Freight	4	0	0	0	0	0.00%
63064	Subscriptions & Publications	26	0	0	0	0	0.00%
63070	Other Materials & Services	22,276	25,000	19,600	24,000	(1,000)	-4.00%
63300	Staff Training and Development	136	500	0	0	(500)	-100.00%
63310	Travel & Meal Expenses	94,295	85,000	94,000	95,000	10,000	11.76%
63320	Conferences	20,961	24,000	29,800	25,000	1,000	4.17%
64102	Professional & Consulting fees	9,540	29,000	6,900	29,000	0	0.00%
65110	Insurance	14,880	14,100	14,100	10,300	(3,800)	-26.95%
67014	Interfunc. IS Costs	4,378	10,800	10,800	12,100	1,300	12.04%
69100	Transfer to Reserves	22,400	5,400	5,400	5,400	0	0.00%
	Total - Other Expenditures	***251,217***	***244,500***	***230,200***	***253,400***	***8,900***	***3.64%***
	TOTAL EXPENDITURE	***651,902***	***769,400***	***767,500***	***806,900***	***37,500***	***4.87%***
	NET REQUIREMENT	***635,833***	***752,400***	***766,800***	***789,900***	***37,500***	***4.98%***

The County of Grey
Administration Departments - Operating Summary
2020 Budget
For the Twelve Months Ending
December 31, 2019

Account	Description	2018 ACTUAL	2019 BUDGET	2019 YEAR END PROJECTION	2020 BUDGET	2020 BUDGET to 2019 BUDGET Variance $	2020 BUDGET to 2019 BUDGET Variance %
	REVENUE						
49000	Investment Income	($1,122,598)	($1,040,000)	($1,395,500)	($1,388,100)	($348,100)	33.47%
49200	Penalties And Interest	2,143	400	600	0	(400)	-100.00%
49300	Sale of Assets	(138)	0	0	0	0	0.00%
49400	Transfer From Reserve	(5,000)	(18,500)	(61,600)	(93,800)	(75,300)	407.03%
49405	From Reserve - One Time Funding	0	(40,900)	0	(71,000)	(30,100)	73.59%
53001	Other Municipalities	0	(250)	0	0	250	-100.00%
53002	Lower Tier Municipalities	0	(1,450)	0	0	1,450	-100.00%
53005	Revenue - Bruce County	0	0	(10,200)	(39,800)	(39,800)	100.00%
54000	Admin Services	(2,513)	0	(600)	0	0	0.00%
54040	Cost Recoveries	(2,734)	(1,300)	0	0	1,300	-100.00%
	TOTAL REVENUE	***(1,130,840)***	***(1,102,000)***	***(1,467,300)***	***(1,592,700)***	***(490,700)***	***44.53%***
	EXPENDITURE						
	Salaries and Wages						
61000	Salaries and Wages	2,967,336	3,346,100	3,334,900	3,618,300	272,200	8.13%
61003	Overtime Wages	26,644	19,900	25,000	17,400	(2,500)	-12.56%
61009	Salary Recoveries	(41,355)	(40,000)	(40,000)	(40,000)	0	0.00%
	Total - Salaries & Wages	***2,952,625***	***3,326,000***	***3,319,900***	***3,595,700***	***269,700***	***8.11%***
	Employee Benefits						
61220	CPP	102,896	114,400	110,400	128,400	14,000	12.24%
61221	EI	41,497	44,600	41,300	45,100	500	1.12%
61222	WSIB Premiums	36,677	43,700	40,800	45,100	1,400	3.20%
61223	OMERS	292,872	350,800	333,600	384,900	34,100	9.72%
61224	EHT	58,634	66,100	65,700	70,100	4,000	6.05%
61225	Group Benefits	293,902	390,200	352,600	388,600	(1,600)	-0.41%
61228	Boot Allowance	249	600	500	600	0	0.00%
61260	Service Awards	7,243	5,800	5,800	6,400	600	10.34%
	Total - Employee Benefits	***833,970***	***1,016,200***	***950,700***	***1,069,200***	***53,000***	***5.22%***
	Total Salaries and Benefits	***3,786,595***	***4,342,200***	***4,270,600***	***4,664,900***	***322,700***	***7.43%***
	Other Expenditures						
63000	Advertising	22,462	45,800	11,900	31,500	(14,300)	-31.22%
63005	Radio Advertising	15,259	14,500	7,500	12,200	(2,300)	-15.86%
63006	Image & Graphics Development	1,299	14,500	1,100	8,900	(5,600)	-38.62%
63008	Internet Advertising (Mtce/Development	1,790	5,000	2,900	7,100	2,100	42.00%
63010	Association/Membership Fees	11,568	16,200	14,000	16,700	500	3.09%
63020	Computer Support/Maintenance	62	0	600	700	700	100.00%
63026	Computer Software	120,939	122,500	119,400	112,000	(10,500)	-8.57%
63030	Copying & Printing	44,211	54,100	49,200	55,200	1,100	2.03%
63040	Equip/Furniture Maintenance	8,017	3,000	3,100	6,600	3,600	120.00%
63041	Computer Purchases	22,214	13,800	16,800	36,200	22,400	162.32%
63042	Equip/Furniture Purchases	6,383	3,200	2,600	5,200	2,000	62.50%
63051	Telephone	7,883	11,500	9,900	9,600	(1,900)	-16.52%
63052	Cellular	16,361	16,300	14,300	17,500	1,200	7.36%
63060	Office & Charting Supplies	10,593	10,000	9,000	10,000	0	0.00%

The County of Grey
Administration Departments - Operating Summary
2020 Budget
For the Twelve Months Ending
December 31, 2019

Account	Description	2018 ACTUAL	2019 BUDGET	2019 YEAR END PROJECTION	2020 BUDGET	2020 BUDGET to 2019 BUDGET Variance $	2020 BUDGET to 2019 BUDGET Variance %
63063	Postage/Courier/Freight	$12,425	$26,350	$8,100	$25,300	($1,050)	-3.98%
63064	Subscriptions & Publications	5,945	5,000	9,000	15,900	10,900	218.00%
63070	Other Materials & Services	6,139	2,500	2,600	3,600	1,100	44.00%
63300	Staff Training and Development	28,074	22,200	9,600	24,300	2,100	9.46%
63301	Corporate Management Training	32,081	40,600	24,300	41,200	600	1.48%
63303	Staff Recognition	0	2,000	1,800	2,600	600	30.00%
63310	Travel & Meal Expenses	54,723	57,400	50,600	62,400	5,000	8.71%
63320	Conferences	14,354	25,500	19,800	25,700	200	0.78%
63321	Corporate Wellness Program	0	30,000	23,700	30,000	0	0.00%
63441	Hydro/Water	4,348	6,000	4,500	6,000	0	0.00%
63450	Maintenance of Equipment	818	0	700	800	800	100.00%
63531	Other Expenditure Recovery	(155)	0	0	0	0	0.00%
63754	Promotion & Public Relations	13,451	10,000	6,200	13,100	3,100	31.00%
64020	Computer Support/Maintenance	147,279	161,300	149,600	169,800	8,500	5.27%
64100	Legal Fees	53,726	47,250	47,400	71,100	23,850	50.48%
64101	Audit Fees	68,238	70,000	65,000	65,900	(4,100)	-5.86%
64102	Professional & Consulting fees	129,881	140,400	199,800	251,100	110,700	78.85%
64486	Snow Removal	488	600	900	600	0	0.00%
65110	Insurance	36,353	35,300	31,900	4,300	(31,000)	-87.82%
65200	Bank Charges	3,701	5,000	6,400	6,400	1,400	28.00%
66000	Payments to Indiv. & Organiz'	14,243	14,400	15,700	15,700	1,300	9.03%
67000	Interfunc. Admin Charges	(290,647)	(364,700)	(364,700)	(367,100)	(2,400)	0.66%
67013	Interfunc. Audit Fees	(60,380)	(61,900)	(57,500)	(58,300)	3,600	-5.82%
67014	Interfunc. IS Costs	37,722	58,000	58,800	75,500	17,500	30.17%
67019	Interfunc. Computer Lease Chg.	(25,500)	(30,400)	(30,400)	(30,400)	0	0.00%
69100	Transfer to Reserves	482,100	665,800	665,800	996,300	330,500	49.64%
	Total - Other Expenditures	***1,058,448***	***1,299,000***	***1,211,900***	***1,781,200***	***482,200***	***37.12%***
	TOTAL EXPENDITURE	***4,845,043***	***5,641,200***	***5,482,500***	***6,446,100***	***804,900***	***14.27%***
	NET REQUIREMENT	***3,714,203***	***4,539,200***	***4,015,200***	***4,853,400***	***314,200***	***6.92%***

The County of Grey

Administration Departments - Capital Summary

2020 Budget

For the Twelve Months Ending

December 31, 2019

Account	Description	2018 ACTUAL	2019 BUDGET	2019 YEAR END PROJECTION	2020 BUDGET	2020 BUDGET to 2019 BUDGET Variance $	2020 BUDGET to 2019 BUDGET Variance %
	REVENUE						
49400	Transfer From Reserve	($725,000)	($468,200)	($169,300)	($635,600)	($167,400)	35.75%
49405	From Reserve - One Time Funding	0	(78,000)	(56,200)	0	78,000	-100.00%
49425	From Reserve - Gas Tax	0	(100,000)	(63,900)	(275,900)	(175,900)	175.90%
54060	Miscellaneous Receipts	(31,735)	(21,000)	(31,300)	(21,000)	0	0.00%
	TOTAL REVENUE	***(756,735)***	***(667,200)***	***(320,700)***	***(932,500)***	***(265,300)***	***39.76%***
	EXPENDITURE						
	Other Expenditures						
63028	Network Computer Hardware	598,183	338,200	132,600	90,000	(248,200)	-73.39%
63042	Equip/Furniture Purchases	0	95,000	88,300	284,400	189,400	199.37%
64102	Professional & Consulting fees	47,873	213,000	78,800	537,100	324,100	152.16%
69100	Transfer to Reserves	473,200	177,850	177,900	230,800	52,950	29.77%
	Total - Other Expenditures	***1,119,256***	***824,050***	***477,600***	***1,142,300***	***318,250***	***38.62%***
	TOTAL EXPENDITURE	***1,119,256***	***824,050***	***477,600***	***1,142,300***	***318,250***	***38.62%***
	NET REQUIREMENT	***362,521***	***156,850***	***156,900***	***209,800***	***52,950***	***33.76%***

The County of Grey
Workers Compensation Operating
2020 Budget
For the Twelve Months Ending
December 31, 2019

Account	Description	2018 ACTUAL	2019 BUDGET	2019 YEAR END PROJECTION	2020 BUDGET	2020 BUDGET to 2019 BUDGET Variance $	2020 BUDGET to 2019 BUDGET Variance %
	REVENUE						
49200	Penalties And Interest	$311	$200	$200	$200	$0	0.00%
	TOTAL REVENUE	***311***	***200***	***200***	***200***	***0***	***0.00%***
	EXPENDITURE						
	Salaries and Wages						
61002	Grey County Paid Compensation	56,988	32,300	273,600	163,700	131,400	406.81%
	Total - Salaries & Wages	***56,988***	***32,300***	***273,600***	***163,700***	***131,400***	***406.81%***
	Employee Benefits						
61222	WSIB Premiums	(780,385)	(960,000)	(960,000)	(992,000)	(32,000)	3.33%
61230	Medical Expenses	190,426	174,200	230,100	209,700	35,500	20.38%
61231	WSIB Admin Fee	127,550	143,700	160,100	147,000	3,300	2.30%
61233	WSIB (Paid) Compensation	272,836	273,900	239,000	269,600	(4,300)	-1.57%
	Total - Employee Benefits	***(189,573)***	***(368,200)***	***(330,800)***	***(365,700)***	***2,500***	***-0.68%***
	Total Salaries and Benefits	***(132,585)***	***(335,900)***	***(57,200)***	***(202,000)***	***133,900***	***-39.86%***
	Other Expenditures						
63531	Other Expenditure Recovery	(19,480)	0	(16,100)	0	0	0.00%
64102	Professional & Consulting fees	0	0	0	5,000	5,000	100.00%
65110	Insurance	227,301	243,200	183,000	196,800	(46,400)	-19.08%
69100	Transfer to Reserves	0	92,500	92,500	0	(92,500)	-100.00%
	Total - Other Expenditures	***207,821***	***335,700***	***259,400***	***201,800***	***(133,900)***	***-39.89%***
	TOTAL EXPENDITURE	***75,236***	***(200)***	***202,200***	***(200)***	***0***	***0.00%***
	NET REQUIREMENT	***75,547***	***0***	***202,400***	***0***	***0***	***0.00%***

The County of Grey

Weekly Indemnity (Short Term Disability) Operating

2020 Budget

For the Twelve Months Ending

December 31, 2019

Account	Description	2018 ACTUAL	2019 BUDGET	2019 YEAR END PROJECTION	2020 BUDGET	2020 BUDGET to 2019 BUDGET Variance $	2020 BUDGET to 2019 BUDGET Variance %
	EXPENDITURE						
	Salaries and Wages						
61000	Salaries and Wages	$120,132	$173,700	$159,100	$150,100	($23,600)	-13.59%
	Total - Salaries & Wages	***120,132***	***173,700***	***159,100***	***150,100***	***(23,600)***	***-13.59%***
	Employee Benefits						
61220	CPP	5,220	6,900	7,000	7,500	600	8.70%
61221	EI	2,364	3,300	3,000	2,900	(400)	-12.12%
61224	EHT	2,345	3,400	3,100	3,000	(400)	-11.76%
61225	Group Benefits	(244,988)	(252,000)	(253,500)	(227,500)	24,500	-9.72%
61230	Medical Expenses	1,427	2,200	1,100	1,500	(700)	-31.82%
61240	STD Admin. Fee	61,199	62,500	61,200	62,500	0	0.00%
	Total - Employee Benefits	***(172,433)***	***(173,700)***	***(178,100)***	***(150,100)***	***23,600***	***-13.59%***
	Total Salaries and Benefits	***(52,301)***	***0***	***(19,000)***	***0***	***0***	***0.00%***
	TOTAL EXPENDITURE	***(52,301)***	***0***	***(19,000)***	***0***	***0***	***0.00%***
	NET REQUIREMENT	***(52,301)***	***0***	***(19,000)***	***0***	***0***	***0.00%***

The County of Grey
Information Services Operating
2020 Budget
For the Twelve Months Ending
December 31, 2019

Account	Description	2018 ACTUAL	2019 BUDGET	2019 YEAR END PROJECTION	2020 BUDGET	2020 BUDGET to 2019 BUDGET Variance $	2020 BUDGET to 2019 BUDGET Variance %
	REVENUE						
49300	Sale of Assets	($3,207)	($5,000)	($3,000)	($2,000)	$3,000	-60.00%
49400	Transfer From Reserve	(186,300)	(200,900)	(171,200)	(50,000)	150,900	-75.11%
49405	From Reserve - One Time Funding	(108,666)	(98,000)	(48,600)	0	98,000	-100.00%
53002	Lower Tier Municipalities	(2,180)	(2,000)	0	(500)	1,500	-75.00%
54060	Miscellaneous Receipts	(1,200)	(1,200)	(1,200)	(1,200)	0	0.00%
	TOTAL REVENUE	***(301,553)***	***(307,100)***	***(224,000)***	***(53,700)***	***253,400***	***-82.51%***
	EXPENDITURE						
	Other Expenditures						
63026	Computer Software	358,055	481,900	437,200	535,300	53,400	11.08%
63028	Network Computer Hardware	19,328	3,000	2,500	0	(3,000)	-100.00%
63029	Desktop Computer Hardware	5,004	12,000	11,200	12,000	0	0.00%
63051	Telephone	401	0	1,000	0	0	0.00%
63052	Cellular	0	0	700	0	0	0.00%
63070	Other Materials & Services	268	0	300	0	0	0.00%
63300	Staff Training and Development	134	15,000	7,000	8,000	(7,000)	-46.67%
64025	Network Admin. Services	18,042	151,600	122,800	53,200	(98,400)	-64.91%
64027	Internet Network Services	43,680	20,000	17,700	18,600	(1,400)	-7.00%
67014	Interfunc. IS Costs	(385,846)	(539,400)	(539,400)	(686,300)	(146,900)	27.23%
69100	Transfer to Reserves	238,106	163,000	163,000	112,900	(50,100)	-30.74%
	Total - Other Expenditures	***297,172***	***307,100***	***224,000***	***53,700***	***(253,400)***	***-82.51%***
	TOTAL EXPENDITURE	***297,172***	***307,100***	***224,000***	***53,700***	***(253,400)***	***-82.51%***
	NET REQUIREMENT	***(4,381)***	***0***	***0***	***0***	***0***	***0.00%***

The County of Grey
Assessment Operating
2020 Budget
For the Twelve Months Ending
December 31, 2019

Account	Description	2018 ACTUAL	2019 BUDGET	2019 YEAR END PROJECTION	2020 BUDGET	2020 BUDGET to 2019 BUDGET Variance $	2020 BUDGET to 2019 BUDGET Variance %
	EXPENDITURE						
	Other Expenditures						
66000	Payments to Indiv. & Organiz'	$1,834,995	$1,849,200	$1,849,100	$1,879,600	$30,400	1.64%
	Total - Other Expenditures	***1,834,995***	***1,849,200***	***1,849,100***	***1,879,600***	***30,400***	***1.64%***
	TOTAL EXPENDITURE	***1,834,995***	***1,849,200***	***1,849,100***	***1,879,600***	***30,400***	***1.64%***
	NET REQUIREMENT	***1,834,995***	***1,849,200***	***1,849,100***	***1,879,600***	***30,400***	***1.64%***

The County of Grey
Provincial Offences Operating (Summary)
2020 Budget
For the Twelve Months Ending
December 31, 2019

Account	Description	2018 ACTUAL	2019 BUDGET	2019 YEAR END PROJECTION	2020 BUDGET	2020 BUDGET to 2019 BUDGET Variance $	2020 BUDGET to 2019 BUDGET Variance %
	REVENUE						
49000	Investment Income	($1,394)	($800)	($1,700)	($1,500)	($700)	87.50%
53001	Other Municipalities	(163,062)	(160,000)	(145,000)	(160,000)	0	0.00%
54012	Provincial Offences Revenue	(2,083,345)	(2,200,000)	(2,200,000)	(2,250,000)	(50,000)	2.27%
54018	Service Ontario Revenue	(241,046)	(225,000)	(245,000)	(250,000)	(25,000)	11.11%
54039	Transcripts	(5,754)	(5,000)	(1,400)	(2,500)	2,500	-50.00%
54040	Cost Recoveries	(94)	0	0	0	0	0.00%
	TOTAL REVENUE	***(2,494,695)***	***(2,590,800)***	***(2,593,100)***	***(2,664,000)***	***(73,200)***	***2.83%***
	EXPENDITURE						
	Salaries and Wages						
61000	Salaries and Wages	375,252	452,900	458,300	516,300	63,400	14.00%
61003	Overtime Wages	0	0	1,200	0	0	0.00%
	Total - Salaries & Wages	***375,252***	***452,900***	***459,500***	***516,300***	***63,400***	***14.00%***
	Employee Benefits						
61220	CPP	15,581	19,400	19,800	22,500	3,100	15.98%
61221	EI	6,950	7,600	7,800	8,200	600	7.89%
61222	WSIB Premiums	5,012	6,600	6,200	9,400	2,800	42.42%
61223	OMERS	36,438	43,100	38,600	19,300	(23,800)	-55.22%
61224	EHT	7,347	8,900	9,000	45,900	37,000	415.73%
61225	Group Benefits	44,702	61,500	48,700	66,300	4,800	7.80%
61260	Service Awards	400	0	0	200	200	100.00%
	Total - Employee Benefits	***116,430***	***147,100***	***130,100***	***171,800***	***24,700***	***16.79%***
	Total Salaries and Benefits	***491,682***	***600,000***	***589,600***	***688,100***	***88,100***	***14.68%***
	Other Expenditures						
63010	Association/Membership Fees	204	250	1,300	4,300	4,050	1620.00%
63014	POA Tickets / Forms	0	5,000	0	3,000	(2,000)	-40.00%
63020	Computer Support/Maintenance	3,494	8,800	4,800	10,000	1,200	13.64%
63030	Copying & Printing	3,036	3,000	3,200	3,500	500	16.67%
63040	Equip/Furniture Maintenance	2,096	1,200	300	1,400	200	16.67%
63041	Computer Purchases	3,546	6,000	2,300	6,100	100	1.67%
63042	Equip/Furniture Purchases	2,258	4,000	1,900	4,500	500	12.50%
63051	Telephone	4,291	5,800	6,100	5,900	100	1.72%
63052	Cellular	1,098	800	1,400	2,500	1,700	212.50%
63060	Office & Charting Supplies	831	1,100	800	2,000	900	81.82%
63063	Postage/Courier/Freight	7,979	9,500	9,000	9,500	0	0.00%
63064	Subscriptions & Publications	1,201	1,200	1,900	4,900	3,700	308.33%
63070	Other Materials & Services	385	650	300	2,400	1,750	269.23%
63300	Staff Training and Development	315	2,000	600	6,700	4,700	235.00%
63310	Travel & Meal Expenses	2,656	4,000	3,000	9,700	5,700	142.50%
63320	Conferences	458	500	1,400	4,100	3,600	720.00%
64020	Computer Support/Maintenance	28,897	37,000	34,700	35,000	(2,000)	-5.41%
64102	Professional & Consulting fees	19,535	23,000	16,900	23,000	0	0.00%
64104	Provincial Adjudication	137,337	130,000	114,000	130,000	0	0.00%
64105	Collection Fees	24,749	27,000	23,900	28,000	1,000	3.70%

The County of Grey
Provincial Offences Operating (Summary)
2020 Budget
For the Twelve Months Ending
December 31, 2019

Account	Description	2018 ACTUAL	2019 BUDGET	2019 YEAR END PROJECTION	2020 BUDGET	2020 BUDGET to 2019 BUDGET Variance $	2020 BUDGET to 2019 BUDGET Variance %
64106	Provincial Prosecution	$12,437	$14,000	$14,300	$14,000	$0	0.00%
64107	County Prosecution	157,022	40,000	41,900	15,000	(25,000)	-62.50%
64108	Monitoring & Enforcement	12,564	14,000	12,600	14,000	0	0.00%
64120	Purchased Service	31,249	30,000	25,000	30,000	0	0.00%
65110	Insurance	0	0	0	3,800	3,800	100.00%
65200	Bank Charges	31,546	34,000	38,100	36,000	2,000	5.88%
65300	Rent	7,350	8,000	8,000	8,000	0	0.00%
66006	Payments to Lower Tiers	43,827	60,000	65,000	65,000	5,000	8.33%
66009	Payments to Other Municipalities	177,295	175,000	138,700	175,000	0	0.00%
66010	Victim Fine Surcharge	353,359	367,000	370,000	367,000	0	0.00%
66011	Dedicated Fine	25,608	20,000	70,000	60,000	40,000	200.00%
66012	Witness Expense	5,408	7,000	4,600	13,000	6,000	85.71%
66015	Payments to Bruce County	318,265	295,600	310,800	263,300	(32,300)	-10.93%
67000	Interfunc. Admin Charges	24,947	84,000	84,000	86,700	2,700	3.21%
67007	Interfunc. Rent	96,000	138,200	138,200	138,200	0	0.00%
67013	Interfunc. Audit Fees	2,984	3,000	2,800	2,900	(100)	-3.33%
67014	Interfunc. IS Costs	9,660	11,300	11,300	14,400	3,100	27.43%
	Total - Other Expenditures	***1,553,887***	***1,571,900***	***1,563,100***	***1,602,800***	***30,900***	***1.97%***
	TOTAL EXPENDITURE	***2,045,569***	***2,171,900***	***2,152,700***	***2,290,900***	***119,000***	***5.48%***
	NET REQUIREMENT	***(449,126)***	***(418,900)***	***(440,400)***	***(373,100)***	***45,800***	***-10.93%***

The County of Grey

County Property - Administration Building

2020 Budget

For the Twelve Months Ending

December 31, 2019

Account	Description	2018 ACTUAL	2019 BUDGET	2019 YEAR END PROJECTION	2020 BUDGET	2020 BUDGET to 2019 BUDGET Variance $	2020 BUDGET to 2019 BUDGET Variance %
	REVENUE						
54031	Building Rentals	($256)	$0	$0	$0	$0	0.00%
54040	Cost Recoveries	(1,000)	(1,000)	(1,000)	(1,000)	0	0.00%
	TOTAL REVENUE	***(1,256)***	***(1,000)***	***(1,000)***	***(1,000)***	***0***	***0.00%***
	EXPENDITURE						
	Salaries and Wages						
61000	Salaries and Wages	209,972	186,200	177,500	183,800	(2,400)	-1.29%
61003	Overtime Wages	238	0	100	0	0	0.00%
	Total - Salaries & Wages	***210,210***	***186,200***	***177,600***	***183,800***	***(2,400)***	***-1.29%***
	Employee Benefits						
61220	CPP	7,978	8,700	8,300	8,900	200	2.30%
61221	EI	3,280	3,400	3,200	3,200	(200)	-5.88%
61222	WSIB Premiums	2,359	2,700	2,400	2,500	(200)	-7.41%
61223	OMERS	13,911	16,500	15,700	16,100	(400)	-2.42%
61224	EHT	3,457	3,600	3,500	3,600	0	0.00%
61225	Group Benefits	22,421	31,400	28,100	25,100	(6,300)	-20.06%
61228	Boot Allowance	444	900	400	900	0	0.00%
	Total - Employee Benefits	***53,850***	***67,200***	***61,600***	***60,300***	***(6,900)***	***-10.27%***
	Total Salaries and Benefits	***264,060***	***253,400***	***239,200***	***244,100***	***(9,300)***	***-3.67%***
	Other Expenditures						
63041	Computer Purchases	0	0	0	5,100	5,100	100.00%
63042	Equip/Furniture Purchases	8,187	5,000	6,700	5,000	0	0.00%
63052	Cellular	1,458	2,500	2,000	2,300	(200)	-8.00%
63060	Office & Charting Supplies	0	0	200	0	0	0.00%
63065	Meeting Room Supplies	8,899	6,000	8,400	6,000	0	0.00%
63070	Other Materials & Services	1,539	3,000	9,900	3,000	0	0.00%
63300	Staff Training and Development	1,737	2,000	200	2,000	0	0.00%
63310	Travel & Meal Expenses	345	200	100	200	0	0.00%
63401	Cleaning Supplies	11,054	11,000	10,900	11,000	0	0.00%
63403	Maintenance of Buildings	20,158	15,000	14,000	16,000	1,000	6.67%
63440	Heat	9,805	30,000	18,200	18,000	(12,000)	-40.00%
63441	Hydro/Water	114,071	155,000	136,000	136,000	(19,000)	-12.26%
63447	Natural Gas Rebate - LAS	(10,312)	0	(12,300)	0	0	0.00%
63450	Maintenance of Equipment	920	500	2,700	1,000	500	100.00%
63485	Maintenance of Grounds	482	0	0	0	0	0.00%
63531	Other Expenditure Recovery	(869)	(500)	(1,000)	(500)	0	0.00%
63600	Fuel	518	900	500	900	0	0.00%
63762	Uniforms	434	1,400	500	1,400	0	0.00%
63763	Displays	511	500	200	500	0	0.00%
64102	Professional & Consulting fees	642	800	800	800	0	0.00%
64120	Purchased Service	2,968	0	0	0	0	0.00%
64403	General Hdwr - Repairs & Supp.	27,430	30,000	24,500	25,000	(5,000)	-16.67%
64419	Waste Removal	9,749	12,000	7,200	11,000	(1,000)	-8.33%
64450	Repairs to Ground Equip.	0	1,000	100	1,000	0	0.00%
64485	Landscape Mtce. Contracts	3,624	5,000	1,600	5,000	0	0.00%
64486	Snow Removal	23,125	20,000	39,500	38,000	18,000	90.00%
65110	Insurance	38,923	36,800	36,700	26,900	(9,900)	-26.90%
67000	Interfunc. Admin Charges	(16,400)	0	0	0	0	0.00%
67007	Interfunc. Rent	(153,408)	(291,608)	(291,600)	(291,300)	308	-0.11%
67014	Interfunc. IS Costs	3,220	3,600	3,600	4,700	1,100	30.56%
	Total - Other Expenditures	***108,810***	***50,092***	***19,600***	***29,000***	***(21,092)***	***-42.11%***

The County of Grey

County Property - Administration Building

2020 Budget

For the Twelve Months Ending

December 31, 2019

Account	Description	2018 ACTUAL	2019 BUDGET	2019 YEAR END PROJECTION	2020 BUDGET	2020 BUDGET to 2019 BUDGET Variance $	2020 BUDGET to 2019 BUDGET Variance %
	TOTAL EXPENDITURE	***$372,870***	***$303,492***	***$258,800***	***$273,100***	***($30,392)***	***-10.01%***
	NET REQUIREMENT	***371,614***	***302,492***	***257,800***	***272,100***	***(30,392)***	***-10.05%***

The County of Grey

County Property - Morrison Building (G & B House)

2020 Budget

For the Twelve Months Ending

December 31, 2019

Account	Description	2018 ACTUAL	2019 BUDGET	2019 YEAR END PROJECTION	2020 BUDGET	2020 BUDGET to 2019 BUDGET Variance $	2020 BUDGET to 2019 BUDGET Variance %
	REVENUE						
54031	Building Rentals	($7,235)	($7,400)	($7,800)	($8,600)	($1,200)	16.22%
	TOTAL REVENUE	***(7,235)***	***(7,400)***	***(7,800)***	***(8,600)***	***(1,200)***	***16.22%***
	EXPENDITURE						
	Other Expenditures						
64102	Professional & Consulting fees	618	600	0	600	0	0.00%
64403	General Hdwr - Repairs & Supp.	534	500	0	500	0	0.00%
69100	Transfer to Reserves	1,500	2,300	2,300	2,300	0	0.00%
	Total - Other Expenditures	***2,652***	***3,400***	***2,300***	***3,400***	***0***	***0.00%***
	TOTAL EXPENDITURE	***2,652***	***3,400***	***2,300***	***3,400***	***0***	***0.00%***
	NET REQUIREMENT	***(4,583)***	***(4,000)***	***(5,500)***	***(5,200)***	***(1,200)***	***30.00%***

The County of Grey

County Property - Admin. Building Capital

2020 Budget

For the Twelve Months Ending

December 31, 2019

Account	Description	2018 ACTUAL	2019 BUDGET	2019 YEAR END PROJECTION	2020 BUDGET	2020 BUDGET to 2019 BUDGET Variance $	2020 BUDGET to 2019 BUDGET Variance %
	REVENUE						
49300	Sale of Assets	$0	($5,000)	$0	$0	$5,000	-100.00%
49400	Transfer From Reserve	(14,647)	(170,300)	(38,400)	(295,000)	(124,700)	73.22%
49405	From Reserve - One Time Funding	(674,148)	0	0	0	0	0.00%
49425	From Reserve - Gas Tax	0	(10,000)	0	0	10,000	-100.00%
	TOTAL REVENUE	***(688,795)***	***(185,300)***	***(38,400)***	***(295,000)***	***(109,700)***	***59.20%***
	EXPENDITURE						
	Other Expenditures						
63042	Equip/Furniture Purchases	0	85,000	22,600	10,000	(75,000)	-88.24%
64102	Professional & Consulting fees	4,579	10,000	0	70,000	60,000	600.00%
64403	General Hdwr - Repairs & Supp.	192,330	90,300	20,800	0	(90,300)	-100.00%
64421	Roofing Soffit, Fascia & Eaves	514,274	0	0	0	0	0.00%
64429	Site Maintenance	6,391	0	0	150,000	150,000	100.00%
64500	Buildings/Renovations	0	0	0	65,000	65,000	100.00%
69100	Transfer to Reserves	80,300	81,900	81,900	83,500	1,600	1.95%
	Total - Other Expenditures	***797,874***	***267,200***	***125,300***	***378,500***	***111,300***	***41.65%***
	TOTAL EXPENDITURE	***797,874***	***267,200***	***125,300***	***378,500***	***111,300***	***41.65%***
	NET REQUIREMENT	***109,079***	***81,900***	***86,900***	***83,500***	***1,600***	***1.95%***

The County of Grey

County Property - Admin. Building - Expansion & Renovation

2020 Budget

For the Twelve Months Ending

December 31, 2019

Account	Description	2018 ACTUAL	2019 BUDGET	2019 YEAR END PROJECTION	2020 BUDGET	2020 BUDGET to 2019 BUDGET Variance $	2020 BUDGET to 2019 BUDGET Variance %
	REVENUE						
50000	Serial Debentures	($1,117,923)	$0	$0	$0	$0	0.00%
	TOTAL REVENUE	***(1,117,923)***	***0***	***0***	***0***	***0***	***0.00%***
	EXPENDITURE						
	Other Expenditures						
62210	Debenture-Interest Payments	226,549	226,549	213,100	199,300	(27,249)	-12.03%
64102	Professional & Consulting fees	(12,852)	0	0	0	0	0.00%
64500	Buildings/Renovations	1,106,799	0	0	0	0	0.00%
68210	Debenture/Debt Principal Pmts.	479,990	479,990	493,400	507,200	27,210	5.67%
	Total - Other Expenditures	***1,800,486***	***706,539***	***706,500***	***706,500***	***(39)***	***-0.01%***
	TOTAL EXPENDITURE	***1,800,486***	***706,539***	***706,500***	***706,500***	***(39)***	***-0.01%***
	NET REQUIREMENT	***682,563***	***706,539***	***706,500***	***706,500***	***(39)***	***-0.01%***

The County of Grey

County Property - Morrison Building (G & B House) Capital

2020 Budget

For the Twelve Months Ending

December 31, 2019

Account	Description	2018 ACTUAL	2019 BUDGET	2019 YEAR END PROJECTION	2020 BUDGET	2020 BUDGET to 2019 BUDGET Variance $	2020 BUDGET to 2019 BUDGET Variance %
	REVENUE						
49400	Transfer From Reserve	$0	($35,800)	($12,000)	($21,700)	$14,100	-39.39%
	TOTAL REVENUE	***0***	***(35,800)***	***(12,000)***	***(21,700)***	***14,100***	***-39.39%***
	EXPENDITURE						
	Other Expenditures						
64421	Roofing Soffit, Fascia & Eaves	0	14,100	12,000	0	(14,100)	-100.00%
64429	Site Maintenance	0	21,700	0	21,700	0	0.00%
	Total - Other Expenditures	***0***	***35,800***	***12,000***	***21,700***	***(14,100)***	***-39.39%***
	TOTAL EXPENDITURE	***0***	***35,800***	***12,000***	***21,700***	***(14,100)***	***-39.39%***

The County of Grey

Tax and Other - Operating Summary

2020 Budget

For the Twelve Months Ending

December 31, 2019

Account	Description	2018 ACTUAL	2019 BUDGET	2019 YEAR END PROJECTION	2020 BUDGET	2020 BUDGET to 2019 BUDGET Variance $	2020 BUDGET to 2019 BUDGET Variance %
	REVENUE						
40100	Supplementary Taxes	($783,772)	($738,900)	($1,641,000)	($1,017,000)	($278,100)	37.64%
40101	Payments In Lieu of Taxes	(10,425)	(10,400)	(10,400)	(10,400)	0	0.00%
49405	From Reserve - One Time Funding	(52,272)	(50,000)	(46,300)	(50,000)	0	0.00%
51100	Provincial Conditional Grant	0	(63,800)	(881,100)	0	63,800	-100.00%
	TOTAL REVENUE	***(846,469)***	***(863,100)***	***(2,578,800)***	***(1,077,400)***	***(214,300)***	***24.83%***
	EXPENDITURE						
	Other Expenditures						
65204	Tax Write Offs	693,804	612,400	494,600	652,600	40,200	6.56%
66000	Payments to Indiv. & Organiz'	52,272	50,000	46,300	50,000	0	0.00%
69100	Transfer to Reserves	0	63,800	881,100	0	(63,800)	-100.00%
	Total - Other Expenditures	***746,076***	***726,200***	***1,422,000***	***702,600***	***(23,600)***	***-3.25%***
	TOTAL EXPENDITURE	***746,076***	***726,200***	***1,422,000***	***702,600***	***(23,600)***	***-3.25%***
	NET REQUIREMENT	***(100,393)***	***(136,900)***	***(1,156,800)***	***(374,800)***	***(237,900)***	***173.78%***

The County of Grey
Grey Bruce Health Unit
2020 Budget
For the Twelve Months Ending
December 31, 2019

Account	Description	2018 ACTUAL	2019 BUDGET	2019 YEAR END PROJECTION	2020 BUDGET	2020 BUDGET to 2019 BUDGET Variance $	2020 BUDGET to 2019 BUDGET Variance %
	REVENUE						
49415	From Reserve - Dev. Charges	($44,196)	($44,200)	($44,200)	($44,200)	$0	0.00%
54012	Provincial Offences Revenue	0	0	(500)	0	0	0.00%
54040	Cost Recoveries	(130,371)	0	(173,300)	0	0	0.00%
	TOTAL REVENUE	***(174,567)***	***(44,200)***	***(218,000)***	***(44,200)***	***0***	***0.00%***
	EXPENDITURE						
	Other Expenditures						
66000	Payments to Indiv. & Organiz'	1,676,724	1,691,900	1,676,800	1,676,800	(15,100)	-0.89%
	Total - Other Expenditures	***1,676,724***	***1,691,900***	***1,676,800***	***1,676,800***	***(15,100)***	***-0.89%***
	TOTAL EXPENDITURE	***1,676,724***	***1,691,900***	***1,676,800***	***1,676,800***	***(15,100)***	***-0.89%***
	NET REQUIREMENT	***1,502,157***	***1,647,700***	***1,458,800***	***1,632,600***	***(15,100)***	***-0.92%***

The County of Grey

Grey Bruce Health Services - The Hospital Campaign

2020 Budget

For the Twelve Months Ending

December 31, 2019

Account	Description	2018 ACTUAL	2019 BUDGET	2019 YEAR END PROJECTION	2020 BUDGET	2020 BUDGET to 2019 BUDGET Variance $	2020 BUDGET to 2019 BUDGET Variance %
	EXPENDITURE						
	Other Expenditures						
66000	Payments to Indiv. & Organiz'	$200,000	$0	$0	$0	$0	0.00%
	Total - Other Expenditures	***200,000***	***0***	***0***	***0***	***0***	***0.00%***
	TOTAL EXPENDITURE	***200,000***	***0***	***0***	***0***	***0***	***0.00%***
	NET REQUIREMENT	***200,000***	***0***	***0***	***0***	***0***	***0.00%***

The County of Grey
Health Care Initiatives Funding
2020 Budget
For the Twelve Months Ending
December 31, 2019

Account	Description	2018 ACTUAL	2019 BUDGET	2019 YEAR END PROJECTION	2020 BUDGET	2020 BUDGET to 2019 BUDGET Variance $	2020 BUDGET to 2019 BUDGET Variance %
	EXPENDITURE						
	Other Expenditures						
69100	Transfer to Reserves	$71,700	$277,300	$277,300	$286,100	$8,800	3.17%
	Total - Other Expenditures	***71,700***	***277,300***	***277,300***	***286,100***	***8,800***	***3.17%***
	TOTAL EXPENDITURE	***71,700***	***277,300***	***277,300***	***286,100***	***8,800***	***3.17%***
	NET REQUIREMENT	***71,700***	***277,300***	***277,300***	***286,100***	***8,800***	***3.17%***

The County of Grey

Georgian College - Marine Emerg. Duties Training Centre

2020 Budget

For the Twelve Months Ending

December 31, 2019

Account	Description	2018 ACTUAL	2019 BUDGET	2019 YEAR END PROJECTION	2020 BUDGET	2020 BUDGET to 2019 BUDGET Variance $	2020 BUDGET to 2019 BUDGET Variance %
	EXPENDITURE						
	Other Expenditures						
66000	Payments to Indiv. & Organiz'	$200,000	$200,000	$200,000	$200,000	$0	0.00%
	Total - Other Expenditures	***200,000***	***200,000***	***200,000***	***200,000***	***0***	***0.00%***
	TOTAL EXPENDITURE	***200,000***	***200,000***	***200,000***	***200,000***	***0***	***0.00%***
	NET REQUIREMENT	***200,000***	***200,000***	***200,000***	***200,000***	***0***	***0.00%***

Planning & Community Development Budget DETAILS

Planning and Community Development Function Overview

The 2020 budget for the Planning and Community Development function includes a net requirement (total of operating and capital) of $4,763,000 compared to $4,688,501 in 2019, an increase of $74,499.

Planning Budget

The 2020 Planning budget includes a net departmental requirement (total of operating and capital) of $810,200 compared to $736,810 in 2019, an increase of $73,390.

Operating Budget

Salaries and benefits include converting the contract planner position that has been in place since 2018, to a permanent position. This planner position is required to meet the demands of development applications and assisting with strategic projects (i.e. Climate Change Action Plan, Age Friendly Community Strategic Plan and Subdivision Database). This position was previously funded from reserves. Some other important initiatives are continuing to work with municipalities to implement the Community Improvement Plan program and implementing the Planning Application Tracking System.

Capital

The 2020 budget requires a capital net requirement of $17,900. For 2020 the following capital expenditures have been budgeted:

- $75,000 to conduct an Age Friendly Community Strategic Plan that would help ensure that decisions and actions reflect and respond to the needs of youth and older adults in our communities. This project is being funded from reserves.
- $25,000 to fund any updates required to the County's Development Charge By-law and to determine how best to proceed with the new Community Benefits Charge once the regulations have been released by the Province. This project is being funded from the Development Charges Reserve.
- Funds are being carried over from 2019 to complete the Climate Change Action Plan which will identify actions to mitigate and help increase resilience to the effects of climate change.
- $3,700 as a transfer to reserve for a future growth management study and development charges review.
- $4,200 as a transfer to reserve for future plotter/scanner equipment replacement.
- $10,000 as a transfer to reserve for a future Official Plan update.

Agriculture Budget

The Agriculture budget includes a net departmental operating requirement of $150,900 compared to $140,919 in 2019, or an increase of $9,981.

The Agricultural budget includes costs associated with enforcing the County's Forest Management By-law. It also includes grant contributions to agricultural organizations such as the Grey Agricultural Services and the 4-H Club. The Agricultural budget also includes grant payments for the harvesting of nuisance beaver and coyotes.

The 2020 Agriculture budget includes carry-over funding for computer software and hardware acquisitions for Grey Agricultural Services, which is a resource centre for the local agricultural community. Another key initiative will be moving forward with the Regional Agricultural Learning and Demonstration Site adjacent to Grey Roots which is partnership between the Owen Sound and Chatsworth Agricultural Societies.

Forestry Budget

The 2020 Forestry budget includes a net departmental requirement of $41,900 compared to $63,400 in 2019 or a decrease of $21,500.

Forest revenue for 2020 was previously estimated at $76,600 but based on recent tender results the actual amount anticipated is $109,000. This is an increase in revenue of $20,700 compared to the 2019 budgeted amount of $88,300.

The 2020 budget contains funding for maintenance work, signage, and trail improvements within the County Forests. Some of these funds are carried over from the 2019 budget to tackle priority projects and recommendations were recently approved as part of the Recreational Trails Master Plan. Other key initiatives will be finalizing the update to the Forest Management Plan and updating the Forest Management By-law.

Trails Budget

The 2020 Trails budget has a net departmental requirement (total of operating and capital) of $140,700 compared to $143,950 in 2019 or a decrease of $3,250.

The Trails budget provides funding for the management of the CP Rail Trail. For 2020, the Trails capital budget will provide $243,300 in reserve funding for the replacement of Culvert/Bridge 80, $43,000 in reserve funding carried forward from 2019 for repair work that was unable to be completed in 2019 to Culvert 5A, and $41,000 in reserve funding for the replacement of Culvert 15A. Transportation Services staff is currently working on a more cost-effective design for Culvert/Bridge 80 replacement which staff hope will reduce the overall amount for this project. A total of $6,000 has also been included to complete an assessment of the culverts/bridges that have a greater than 3 metre span on the CP Rail Trail in order to provide information for the Asset Management Plan.

The transfer to reserves budget line contains $76,500 to be transferred to the Trails Reserve which is the reserve where capital projects are funded from. The rehabilitation and

replacement of culverts and bridges along the CP Rail Trail is based on the needs identified in the 2016 Bridge and Culvert Assessment Report and based on information and assistance provided by the County Transportation Services Department.

Economic Development Budget

The 2020 Economic Development budget includes a net departmental requirement (operating and capital) of $970,900 compared to $837,057 in 2019, or an increase of $133,843.

The 2020 budget continues to build upon the work identified in the Economic Development Strategic Plan, with a specific focus on attraction and retention, investment readiness and economic growth.

The Economic Development portfolio now includes the following budget cost centres:

- Economic Development – General
- Economic Development – Regional Attraction & Retention
- Economic Development – Local Immigration Partnership
- Economic Development – Local Food
- Economic Development – Community Hub
- Economic Development – Community Transportation
- Economic Development – Business Enterprise Centre

The Economic Development General capital budget for 2020 includes $180,000 in funding allocated towards Community Improvement Plans for member municipalities to accelerate priority developments such as attainable housing. In 2019 this initiative was assisted with $80,000 in funding from the One Time Funding Reserve; in 2020 the project is funded from levy.

As well, a transfer to reserve of $5,000 to fund a new economic development strategy in 2021 and $2,400 towards tourism vehicle replacement have been budgeted.

In 2020, Connected Community funding reaches zero as the five year commitment to SWIFT was completed in 2019.

The Attraction and Retention operating budget includes a targeted attraction and retention campaign for new graduates, regional job fair, young professionals network and the much anticipated Jobs in Grey website and census mapping tool.

The Local Immigration Partnership operating budget is fully funded from a federal grant and is being executed in partnership with Bruce County to better enable newcomer attraction and retention efforts across the region.

The Local Food operating budget provides the resources to further implement the Proudly Made in Grey brand alongside 2020 tourism efforts in addition to requested training for agri-food entrepreneurs.

The Community Hub (Sydenham Campus) operating budget provides the resources for the implementation of an innovation centre and business incubator as well as space for skills training and entrepreneurship programs to support growth and diversification of local small and medium enterprises. This budget has been developed based on acquiring core partners as anchor tenants to assist in funding the operating and future capital expenditures of this asset.

The Community Hub (Sydenham Campus) capital budget includes $520,700 in reserve funding to complete the remaining renovations of the innovation wing, upgrading building systems and phase two of roof replacement.

As well, the remaining $18,410 of 2019 donated money from the private sector will be transferred from reserve in 2020 to complete the Catapult start-up phase (small business accelerator led by the regional entrepreneurs), including part-time wages of the Program Manager to deliver Innovation Guelph's Fast Lane Plus program.

The Community Transportation operating and capital budgets, as presented to Council, are completely funded through the provincial grant received to offer services from Owen Sound to Blue Mountain, Owen Sound to Orangeville, 30 km radius to Hanover for Launch Pad programming and Owen Sound to Wiarton. The service is expected to launch in early 2020.

The Business Enterprise Centre operating budgets reflect an administrative funding reduction from the province accompanied by growing demand of services, including new Employment Ontario opportunities through Ontario Works mandates, entrepreneur mentorship and a growing footprint for regional workshops and consultations.

Tourism

The 2020 Tourism budget includes a net departmental (total of operating and capital) requirement of $567,300 compared to $592,260 in 2019, a decrease of $24,960.

The budget is guided by implementation of the Tourism Destination Development Action Plan (DDAP), with 2020 priorities presented to and supported by the Tourism Advisory Committee. Budget items for 2020 are listed under the relevant DDAP pillar:

Stakeholder Engagement - $12,000 to continue bi-monthly Tourism Talks, regular stakeholder communications and updating the industry website.

Destination Development - $10,000 to update visitgrey.ca, and $27,000 for product development and market readiness, with off-setting transfers from Reserve of $22,000.

Marketing Grey County - $140,000 for direct marketing (digital and print advertising, media relations, brochures, trade shows and promotion) and $45,000 for indirect marketing (graphic design, photography/video, content development and signage). Grey County will continue with a digital-first strategy and introduce the "gather…" campaign to connect with economic development's agri-food focus.

Market Research & Tracking – Grey County will leverage its existing $10,000 budget for data licenses with a $5,000 Transfer from Reserve and funding from regional partners to better understand and attract our visitor markets.

The Tourism Capital budget includes the following capital expenditures:

- $7,100 as a transfer to reserve for a future update to the Destination Development Plan

- $4,900 as a transfer to reserve for vehicle replacement

Grey Roots

The 2020 Grey Roots budget includes a net departmental requirement (total of operating and capital) of $2,081,100 compared to $2,174,105 in 2019, a decrease of $93,005.

The 2020 Grey Roots budget continues to use the Strategic Plan and the Ten-Year Capital Forecast to develop project goals for the year.

2020 will see an internal strategic plan review, the development of a Voices of Grey (Grey Gallery) multi-year gallery re-fresh, including the introduction of an Abundance exhibit to incorporate honeybees and agri-food related themes.

A focus on further increasing visitation is planned through the refresh of exhibits, programming, events and marketing.

The following capital expenditures have been budgeted:

- $69,600 to update the Grey County Gallery
- $112,000 for flat roof replacement
- $6,000 for building automation software upgrades
- $8,000 to replace caulking at control joints
- $14,400 for Office/theatre carpet replacement
- $20,000 for purchase of Tractor from Transportation
- $245,300 for contributions to various reserves to fund future building/renovation, equipment and project costs

COUNTY OF GREY
PLANNING AND COMMUNITY DEVELOPMENT
2020 BUDGET NET DEPARTMENT REQUIREMENT SUMMARY

OPERATING SUMMARY

	2018	2019		2020			Net Budget Change	
	Actual	Budgeted Levy	Year End Projection	Revenue	Budgeted Expenditure	Levy	2020 Budget vs 2019 Budget Variance $	Variance %
Planning	$552,654	$719,160	$698,100	($139,900)	$932,200	$792,300	$73,140	10.17%
Agriculture	$131,690	$140,919	$133,300	($6,800)	$157,700	$150,900	$9,981	7.08%
Forestry	$53,908	$63,400	$34,300	($164,000)	$205,900	$41,900	($21,500)	-33.91%
Trails	$38,301	$68,950	$31,500	($25,600)	$89,800	$64,200	($4,750)	-6.89%
Economic Development	$665,813	$754,557	$926,800	($907,900)	$1,691,400	$783,500	$28,943	3.84%
Tourism	$552,544	$571,800	$578,200	($52,500)	$609,100	$556,600	($15,200)	-2.66%
Grey Roots	$1,777,131	$1,865,405	$1,818,900	($263,900)	$2,030,100	$1,766,200	($99,205)	-5.32%
Total Operating	**$3,772,041**	**$4,184,191**	**$4,221,100**	**($1,560,600)**	**$5,716,200**	**$4,155,600**	**($28,591)**	**-0.68%**

CAPITAL SUMMARY

	2018	2019		2020			Net Budget Change	
	Actual	Budgeted Levy	Year End Projection	Revenue	Budgeted Expenditure	Levy	2020 Budget vs 2019 Budget Variance $	Variance %
Planning	$4,000	$17,650	$17,700	($136,000)	$153,900	$17,900	$250	1.42%
Trails	$75,000	$75,000	$75,000	($383,300)	$459,800	$76,500	$1,500	2.00%
Economic Development	$554,563	$82,500	$82,500	($520,700)	$708,100	$187,400	$104,900	127.15%
Tourism	$0	$20,460	$20,800	($1,300)	$12,000	$10,700	($9,760)	-47.70%
Grey Roots	$304,036	$308,700	$310,700	($160,400)	$475,300	$314,900	$6,200	2.01%
Total Capital	**$937,599**	**$504,310**	**$506,700**	**($1,201,700)**	**$1,809,100**	**$607,400**	**$103,090**	**20.44%**

OPERATING AND CAPITAL COMBINED SUMMARY

	2018	2019		2020			Net Budget Change	
	Actual	Budgeted Levy	Year End Projection	Revenue	Budgeted Expenditure	Levy	2020 Budget vs 2019 Budget Variance $	Variance %
Planning	$556,654	$736,810	$715,800	($275,900)	$1,086,100	$810,200	$73,390	9.96%
Agriculture	$131,690	$140,919	$133,300	($6,800)	$157,700	$150,900	$9,981	7.08%
Forestry	$53,908	$63,400	$34,300	($164,000)	$205,900	$41,900	($21,500)	-33.91%
Trails	$113,301	$143,950	$106,500	($408,900)	$549,600	$140,700	($3,250)	-2.26%
Economic Development	$1,220,376	$837,057	$1,009,300	($1,428,600)	$2,399,500	$970,900	$133,843	15.99%
Tourism	$552,544	$592,260	$599,000	($53,800)	$621,100	$567,300	($24,960)	-4.21%
Grey Roots	$2,081,167	$2,174,105	$2,129,600	($424,300)	$2,505,400	$2,081,100	($93,005)	-4.28%
Total - Operating & Capital Summary	**$4,709,640**	**$4,688,501**	**$4,727,800**	**($2,762,300)**	**$7,525,300**	**$4,763,000**	**$74,499**	**1.59%**

COUNTY OF GREY
PLANNING
2020 BUDGET NET DEPARTMENT REQUIREMENT SUMMARY

OPERATING SUMMARY

	2018	2019		2020			Net Budget Change	
	Actual	Budgeted Levy	Year End Projection	Revenue	Budgeted Expenditure	Levy	2020 Budget vs 2019 Budget Variance $	Variance %
General Operating	$478,071	$628,260	$628,300	($124,100)	$833,300	$709,200	$80,940	12.88%
Civic Addressing	$74,583	$90,900	$69,800	($15,800)	$98,900	$83,100	($7,800)	-8.58%
Total Operating	**$552,654**	**$719,160**	**$698,100**	**($139,900)**	**$932,200**	**$792,300**	**$73,140**	**10.17%**

CAPITAL SUMMARY

	2018	2019		2020			Net Budget Change	
	Actual	Budgeted Levy	Year End Projection	Revenue	Budgeted Expenditure	Levy	2020 Budget vs 2019 Budget Variance $	Variance %
General Capital	$4,000	$17,650	$17,700	($36,000)	$53,900	$17,900	$250	1.42%
Age Friendly Community Strategy	$0	$0	$0	($75,000)	$75,000	$0	$0	0.00%
Planning Application Tracking Software	$0	$0	$0	$0	$0	$0	$0	0.00%
Development/Community Benefit Charges	$0	$0	$0	($25,000)	$25,000	$0	$0	0.00%
Source Protection Implementation	$0	$0	$0	$0	$0	$0	$0	0.00%
Total Capital	**$4,000**	**$17,650**	**$17,700**	**($136,000)**	**$153,900**	**$17,900**	**$250**	**1.42%**

OPERATING AND CAPITAL COMBINED SUMMARY

	2018	2019		2020			Net Budget Change	
	Actual	Budgeted Levy	Year End Projection	Revenue	Budgeted Expenditure	Levy	2020 Budget vs 2019 Budget Variance $	Variance %
General	$482,071	$645,910	$646,000	($160,100)	$887,200	$727,100	$81,190	12.57%
Civic Addressing	$74,583	$90,900	$69,800	($15,800)	$98,900	$83,100	($7,800)	-8.58%
Age Friendly Community Strategy	$0	$0	$0	($75,000)	$75,000	$0	$0	0.00%
Planning Application Tracking Software	$0	$0	$0	$0	$0	$0	$0	0.00%
Development/Community Benefit Charges	$0	$0	$0	($25,000)	$25,000	$0	$0	0.00%
Source Protection Implementation	$0	$0	$0	$0	$0	$0	$0	0.00%
Total - Operating & Capital Summary	**$556,654**	**$736,810**	**$715,800**	**($275,900)**	**$1,086,100**	**$810,200**	**$73,390**	**9.96%**

The County of Grey
Planning Department - (General) Operating
2020 Budget
For the Twelve Months Ending
December 31, 2019

Account	Description	2018 ACTUAL	2019 BUDGET	2019 YEAR END PROJECTION	2020 BUDGET	2020 BUDGET to 2019 BUDGET Variance $	2020 BUDGET to 2019 BUDGET Variance %
	REVENUE						
49400	Transfer From Reserve	$0	($100,167)	($68,300)	($39,000)	$61,167	-61.07%
54000	Admin Services	(151)	(100)	(100)	(100)	0	0.00%
54021	App Fees Offical Plan	(12,710)	(10,000)	(3,100)	(10,000)	0	0.00%
54024	App Fees Subdivisions	(169,482)	(60,000)	(69,000)	(75,000)	(15,000)	25.00%
54040	Cost Recoveries	(2,681)	(2,000)	(1,500)	0	2,000	-100.00%
	TOTAL REVENUE	***(185,024)***	***(172,267)***	***(142,000)***	***(124,100)***	***48,167***	***-27.96%***
	EXPENDITURE						
	Salaries and Wages						
61000	Salaries and Wages	453,577	563,527	553,200	569,500	5,973	1.06%
61003	Overtime Wages	19,696	7,700	9,800	7,900	200	2.60%
61009	Salary Recoveries	(327)	0	0	0	0	0.00%
	Total - Salaries & Wages	***472,946***	***571,227***	***563,000***	***577,400***	***6,173***	***1.08%***
	Employee Benefits						
61220	CPP	14,783	20,300	18,300	19,600	(700)	-3.45%
61221	EI	6,067	7,300	7,000	6,800	(500)	-6.85%
61222	WSIB Premiums	5,406	7,400	6,800	7,100	(300)	-4.05%
61223	OMERS	44,047	53,600	52,800	61,300	7,700	14.37%
61224	EHT	9,264	11,200	11,100	11,300	100	0.89%
61225	Group Benefits	49,086	53,400	50,800	58,300	4,900	9.18%
61260	Service Awards	0	0	0	200	200	100.00%
	Total - Employee Benefits	***128,653***	***153,200***	***146,800***	***164,600***	***11,400***	***7.44%***
	Total Salaries and Benefits	***601,599***	***724,427***	***709,800***	***742,000***	***17,573***	***2.43%***
	Other Expenditures						
63010	Association/Membership Fees	3,337	3,500	3,200	4,000	500	14.29%
63020	Computer Support/Maintenance	33	500	600	2,500	2,000	400.00%
63030	Copying & Printing	4,751	3,500	2,900	3,500	0	0.00%
63040	Equip/Furniture Maintenance	1,148	1,000	600	1,000	0	0.00%
63041	Computer Purchases	6,431	2,100	1,700	2,100	0	0.00%
63051	Telephone	748	900	900	900	0	0.00%
63052	Cellular	1,979	1,200	1,300	1,200	0	0.00%
63060	Office & Charting Supplies	1,563	2,000	1,900	2,000	0	0.00%
63063	Postage/Courier/Freight	2,125	1,800	1,000	1,800	0	0.00%
63064	Subscriptions & Publications	1,383	800	1,500	800	0	0.00%
63070	Other Materials & Services	721	500	100	500	0	0.00%
63300	Staff Training and Development	2,243	2,500	600	2,500	0	0.00%
63310	Travel & Meal Expenses	6,001	8,500	8,700	8,500	0	0.00%
63320	Conferences	2,187	2,800	2,500	2,800	0	0.00%
63445	Rent	1,856	2,000	1,900	2,000	0	0.00%
63756	Signs	5,496	3,500	1,000	3,500	0	0.00%
64100	Legal Fees	11,414	25,000	6,000	25,000	0	0.00%
64102	Professional & Consulting fees	2,272	4,000	15,300	14,000	10,000	250.00%
67014	Interfunc. IS Costs	5,808	10,000	8,800	12,700	2,700	27.00%

The County of Grey
Planning Department - (General) Operating
2020 Budget
For the Twelve Months Ending
December 31, 2019

Account	Description	2018 ACTUAL	2019 BUDGET	2019 YEAR END PROJECTION	2020 BUDGET	2020 BUDGET to 2019 BUDGET Variance $	2020 BUDGET to 2019 BUDGET Variance %
	Total - Other Expenditures	***$61,496***	***$76,100***	***$60,500***	***$91,300***	***$15,200***	***19.97%***
	TOTAL EXPENDITURE	***663,095***	***800,527***	***770,300***	***833,300***	***32,773***	***4.09%***
	NET REQUIREMENT	***478,071***	***628,260***	***628,300***	***709,200***	***80,940***	***12.88%***

The County of Grey
Planning Department - Civic Addressing
2020 Budget
For the Twelve Months Ending
December 31, 2019

Account	Description	2018 ACTUAL	2019 BUDGET	2019 YEAR END PROJECTION	2020 BUDGET	2020 BUDGET to 2019 BUDGET Variance $	2020 BUDGET to 2019 BUDGET Variance %
	REVENUE						
53002	Lower Tier Municipalities	($17,461)	($15,000)	($20,100)	($15,000)	$0	0.00%
54040	Cost Recoveries	(744)	(700)	(600)	(800)	(100)	14.29%
	TOTAL REVENUE	***(18,205)***	***(15,700)***	***(20,700)***	***(15,800)***	***(100)***	***0.64%***
	EXPENDITURE						
	Salaries and Wages						
61000	Salaries and Wages	15,735	16,000	16,000	16,300	300	1.88%
	Total - Salaries & Wages	***15,735***	***16,000***	***16,000***	***16,300***	***300***	***1.88%***
	Employee Benefits						
61220	CPP	652	700	700	700	0	0.00%
61221	EI	256	300	200	300	0	0.00%
61222	WSIB Premiums	210	200	200	200	0	0.00%
61223	OMERS	1,522	1,600	1,500	1,600	0	0.00%
61224	EHT	308	300	300	300	0	0.00%
61225	Group Benefits	2,223	2,200	2,200	2,200	0	0.00%
	Total - Employee Benefits	***5,171***	***5,300***	***5,100***	***5,300***	***0***	***0.00%***
	Total Salaries and Benefits	***20,906***	***21,300***	***21,100***	***21,600***	***300***	***1.41%***
	Other Expenditures						
63030	Copying & Printing	0	8,000	5,900	0	(8,000)	-100.00%
63310	Travel & Meal Expenses	158	300	100	300	0	0.00%
63531	Other Expenditure Recovery	(4)	0	0	0	0	0.00%
63756	Signs	19,183	24,000	10,900	24,000	0	0.00%
64120	Purchased Service	52,545	53,000	52,500	53,000	0	0.00%
	Total - Other Expenditures	***71,882***	***85,300***	***69,400***	***77,300***	***(8,000)***	***-9.38%***
	TOTAL EXPENDITURE	***92,788***	***106,600***	***90,500***	***98,900***	***(7,700)***	***-7.22%***
	NET REQUIREMENT	***74,583***	***90,900***	***69,800***	***83,100***	***(7,800)***	***-8.58%***

The County of Grey
Planning Department - Capital - General
2020 Budget
For the Twelve Months Ending
December 31, 2019

Account	Description	2018 ACTUAL	2019 BUDGET	2019 YEAR END PROJECTION	2020 BUDGET	2020 BUDGET to 2019 BUDGET Variance $	2020 BUDGET to 2019 BUDGET Variance %
	REVENUE						
49400	Transfer From Reserve	$0	($70,000)	($36,100)	($36,000)	$34,000	-48.57%
	TOTAL REVENUE	***0***	***(70,000)***	***(36,100)***	***(36,000)***	***34,000***	***-48.57%***
	EXPENDITURE						
	Other Expenditures						
63042	Equip/Furniture Purchases	0	20,000	21,500	0	(20,000)	-100.00%
64102	Professional & Consulting fees	0	50,000	14,600	36,000	(14,000)	-28.00%
69100	Transfer to Reserves	4,000	17,650	17,700	17,900	250	1.42%
	Total - Other Expenditures	***4,000***	***87,650***	***53,800***	***53,900***	***(33,750)***	***-38.51%***
	TOTAL EXPENDITURE	***4,000***	***87,650***	***53,800***	***53,900***	***(33,750)***	***-38.51%***
	NET REQUIREMENT	***4,000***	***17,650***	***17,700***	***17,900***	***250***	***1.42%***

The County of Grey
Planning Department - Capital Age Friendly Community Strat.
2020 Budget
For the Twelve Months Ending
December 31, 2019

Account	Description	2018 ACTUAL	2019 BUDGET	2019 YEAR END PROJECTION	2020 BUDGET	2020 BUDGET to 2019 BUDGET Variance $	2020 BUDGET to 2019 BUDGET Variance %
	REVENUE						
49405	From Reserve - One Time Funding	$0	$0	$0	($75,000)	($75,000)	100.00%
	TOTAL REVENUE	***0***	***0***	***0***	***(75,000)***	***(75,000)***	***100.00%***
	EXPENDITURE						
	Other Expenditures						
63000	Advertising	0	0	0	2,500	2,500	100.00%
64102	Professional & Consulting fees	0	0	0	72,500	72,500	100.00%
	Total - Other Expenditures	***0***	***0***	***0***	***75,000***	***75,000***	***100.00%***
	TOTAL EXPENDITURE	***0***	***0***	***0***	***75,000***	***75,000***	***100.00%***

The County of Grey
Planning Dept. -Capital - Planning Applic. Tracking Software
2020 Budget
For the Twelve Months Ending
December 31, 2019

Account	Description	2018 ACTUAL	2019 BUDGET	2019 YEAR END PROJECTION	2020 BUDGET	2020 BUDGET to 2019 BUDGET Variance $	2020 BUDGET to 2019 BUDGET Variance %
	REVENUE						
49400	Transfer From Reserve	($5,715)	$0	$0	$0	$0	0.00%
	TOTAL REVENUE	***(5,715)***	***0***	***0***	***0***	***0***	***0.00%***
	EXPENDITURE						
	Salaries and Wages						
61000	Salaries and Wages	4,400	0	0	0	0	0.00%
	Total - Salaries & Wages	***4,400***	***0***	***0***	***0***	***0***	***0.00%***
	Employee Benefits						
61220	CPP	144	0	0	0	0	0.00%
61221	EI	57	0	0	0	0	0.00%
61222	WSIB Premiums	59	0	0	0	0	0.00%
61223	OMERS	471	0	0	0	0	0.00%
61224	EHT	86	0	0	0	0	0.00%
61225	Group Benefits	498	0	0	0	0	0.00%
	Total - Employee Benefits	***1,315***	***0***	***0***	***0***	***0***	***0.00%***
	Total Salaries and Benefits	***5,715***	***0***	***0***	***0***	***0***	***0.00%***
	TOTAL EXPENDITURE	***5,715***	***0***	***0***	***0***	***0***	***0.00%***

The County of Grey
Planning Dept. - Capital - Development/Comm. Benefit Charges
2020 Budget
For the Twelve Months Ending
December 31, 2019

Account	Description	2018 ACTUAL	2019 BUDGET	2019 YEAR END PROJECTION	2020 BUDGET	2020 BUDGET to 2019 BUDGET Variance $	2020 BUDGET to 2019 BUDGET Variance %
	REVENUE						
49415	From Reserve - Dev. Charges	$0	$0	$0	($25,000)	($25,000)	100.00%
	TOTAL REVENUE	***0***	***0***	***0***	***(25,000)***	***(25,000)***	***100.00%***
	EXPENDITURE						
	Other Expenditures						
64102	Professional & Consulting fees	0	0	0	25,000	25,000	100.00%
	Total - Other Expenditures	***0***	***0***	***0***	***25,000***	***25,000***	***100.00%***
	TOTAL EXPENDITURE	***0***	***0***	***0***	***25,000***	***25,000***	***100.00%***

The County of Grey
Planning Dept. - Capital - Source Protection Implementation
2020 Budget
For the Twelve Months Ending
December 31, 2019

Account	Description	2018 ACTUAL	2019 BUDGET	2019 YEAR END PROJECTION	2020 BUDGET	2020 BUDGET to 2019 BUDGET Variance $	2020 BUDGET to 2019 BUDGET Variance %
	REVENUE						
51100	Provincial Conditional Grant	($6,261)	$0	$0	$0	$0	0.00%
	TOTAL REVENUE	***(6,261)***	***0***	***0***	***0***	***0***	***0.00%***
	EXPENDITURE						
	Salaries and Wages						
61000	Salaries and Wages	3,268	0	0	0	0	0.00%
	Total - Salaries & Wages	***3,268***	***0***	***0***	***0***	***0***	***0.00%***
	Employee Benefits						
61220	CPP	90	0	0	0	0	0.00%
61221	EI	35	0	0	0	0	0.00%
61222	WSIB Premiums	35	0	0	0	0	0.00%
61223	OMERS	371	0	0	0	0	0.00%
61224	EHT	64	0	0	0	0	0.00%
61225	Group Benefits	326	0	0	0	0	0.00%
	Total - Employee Benefits	***921***	***0***	***0***	***0***	***0***	***0.00%***
	Total Salaries and Benefits	***4,189***	***0***	***0***	***0***	***0***	***0.00%***
	Other Expenditures						
63000	Advertising	2,072	0	0	0	0	0.00%
	Total - Other Expenditures	***2,072***	***0***	***0***	***0***	***0***	***0.00%***
	TOTAL EXPENDITURE	***6,261***	***0***	***0***	***0***	***0***	***0.00%***

COUNTY OF GREY
AGRICULTURE, FORESTRY, AND TRAILS
2020 BUDGET NET DEPARTMENT REQUIREMENT SUMMARY

OPERATING SUMMARY

	2018	2019		2020			Net Budget Change	
	Actual	Budgeted Levy	Year End Projection	Revenue	Budgeted Expenditure	Levy	2020 Budget vs 2019 Budget Variance $	Variance %
Agriculture	$131,690	$140,919	$133,300	($6,800)	$157,700	$150,900	$9,981	7.08%
General Forestry	($3,692)	($1,900)	$12,000	($109,000)	$109,000	$0	$1,900	-100.00%
Forestry Trails	$57,600	$65,300	$22,300	($55,000)	$96,900	$41,900	($23,400)	-35.83%
Trails	$38,301	$68,950	$31,500	($25,600)	$89,800	$64,200	($4,750)	-6.89%
Total Operating	**$223,899**	**$273,269**	**$199,100**	**($196,400)**	**$453,400**	**$257,000**	**($16,269)**	**-5.95%**

CAPITAL SUMMARY

	2018	2019		2020			Net Budget Change	
	Actual	Budgeted Levy	Year End Projection	Revenue	Budgeted Expenditure	Levy	2020 Budget vs 2019 Budget Variance $	Variance %
CP Rail Trail	$75,000	$75,000	$75,000	($56,000)	$132,500	$76,500	$1,500	2.00%
Culvert 5A	$0	$0	$0	($43,000)	$43,000	$0	$0	0.00%
Bridge 80	$0	$0	$0	($243,300)	$243,300	$0	$0	0.00%
Bridge 63	$0	$0	$0	$0	$0	$0	$0	0.00%
Culvert 15A	$0	$0	$0	($41,000)	$41,000	$0	$0	0.00%
Culvert 7	$0	$0	$0	$0	$0	$0	$0	0.00%
Total Capital	**$75,000**	**$75,000**	**$75,000**	**($383,300)**	**$459,800**	**$76,500**	**$1,500**	**2.00%**

OPERATING AND CAPITAL COMBINED SUMMARY

	2018	2019		2020			Net Budget Change	
	Actual	Budgeted Levy	Year End Projection	Revenue	Budgeted Expenditure	Levy	2020 Budget vs 2019 Budget Variance $	Variance %
Agriculture	$131,690	$140,919	$133,300	($6,800)	$157,700	$150,900	$9,981	7.08%
General Forestry	($3,692)	($1,900)	$12,000	($109,000)	$109,000	$0	$1,900	-100.00%
Forestry Trails	$57,600	$65,300	$22,300	($55,000)	$96,900	$41,900	($23,400)	-35.83%
Trails	$113,301	$143,950	$106,500	($408,900)	$549,600	$140,700	($3,250)	-2.26%
Total - Operating & Capital Summary	**$298,899**	**$348,269**	**$274,100**	**($579,700)**	**$913,200**	**$333,500**	**($14,769)**	**-4.24%**

The County of Grey
Agriculture Operating
2020 Budget
For the Twelve Months Ending
December 31, 2019

Account	Description	2018 ACTUAL	2019 BUDGET	2019 YEAR END PROJECTION	2020 BUDGET	2020 BUDGET to 2019 BUDGET Variance $	2020 BUDGET to 2019 BUDGET Variance %
	REVENUE						
49400	Transfer From Reserve	$0	($27,500)	$0	($6,000)	$21,500	-78.18%
54250	Permit Fee	(1,364)	0	(2,400)	(800)	(800)	100.00%
	TOTAL REVENUE	***(1,364)***	***(27,500)***	***(2,400)***	***(6,800)***	***20,700***	***-75.27%***
	EXPENDITURE						
	Other Expenditures						
63041	Computer Purchases	0	5,000	0	5,000	0	0.00%
63051	Telephone	0	1,500	100	0	(1,500)	-100.00%
63063	Postage/Courier/Freight	33	500	0	300	(200)	-40.00%
63754	Promotion & Public Relations	0	1,000	0	1,000	0	0.00%
64100	Legal Fees	10,031	10,000	900	0	(10,000)	-100.00%
64102	Professional & Consulting fees	36,078	37,250	40,300	38,000	750	2.01%
64310	Travel & Meal Expenses	7,194	9,500	6,800	9,000	(500)	-5.26%
64704	Administration	5,412	5,600	6,000	6,000	400	7.14%
66000	Payments to Indiv. & Organiz'	29,000	39,000	39,000	39,500	500	1.28%
66002	Beaver Grants	7,275	20,000	7,400	15,000	(5,000)	-25.00%
66003	Coyote/Wolf Grants	6,300	12,500	9,400	12,500	0	0.00%
67007	Interfunc. Rent	21,011	21,769	21,000	25,300	3,531	16.22%
67014	Interfunc. IS Costs	3,220	4,800	4,800	6,100	1,300	27.08%
69100	Transfer to Reserves	7,500	0	0	0	0	0.00%
	Total - Other Expenditures	***133,054***	***168,419***	***135,700***	***157,700***	***(10,719)***	***-6.36%***
	TOTAL EXPENDITURE	***133,054***	***168,419***	***135,700***	***157,700***	***(10,719)***	***-6.36%***
	NET REQUIREMENT	***131,690***	***140,919***	***133,300***	***150,900***	***9,981***	***7.08%***

The County of Grey
General Forestry
2020 Budget
For the Twelve Months Ending
December 31, 2019

Account	Description	2018 ACTUAL	2019 BUDGET	2019 YEAR END PROJECTION	2020 BUDGET	2020 BUDGET to 2019 BUDGET Variance $	2020 BUDGET to 2019 BUDGET Variance %
	REVENUE						
49400	Transfer From Reserve	($47,168)	($20,000)	($20,000)	$0	$20,000	-100.00%
54012	Provincial Offences Revenue	(15,320)	0	0	0	0	0.00%
54090	Sale of Forestry Products	(70,388)	(88,300)	(71,000)	(109,000)	(20,700)	23.44%
	TOTAL REVENUE	***(132,876)***	***(108,300)***	***(91,000)***	***(109,000)***	***(700)***	***0.65%***
	EXPENDITURE						
	Other Expenditures						
63000	Advertising	0	1,000	0	0	(1,000)	-100.00%
63010	Association/Membership Fees	100	100	100	100	0	0.00%
63060	Office & Charting Supplies	26	100	100	100	0	0.00%
63070	Other Materials & Services	499	300	0	300	0	0.00%
63320	Conferences	208	200	0	200	0	0.00%
63902	Road Mtce & Construction	407	2,500	400	1,500	(1,000)	-40.00%
64070	Other Materials & Services	331	1,000	1,000	0	(1,000)	-100.00%
64100	Legal Fees	0	1,000	0	0	(1,000)	-100.00%
64102	Professional & Consulting fees	86,984	64,700	63,300	65,800	1,100	1.70%
64310	Travel & Meal Expenses	5,146	3,000	4,400	3,000	0	0.00%
64704	Administration	9,132	5,500	6,400	5,600	100	1.82%
66000	Payments to Indiv. & Organiz'	5,000	5,000	5,000	5,000	0	0.00%
66001	Payments to Municipalities	21,351	22,000	22,300	22,500	500	2.27%
69100	Transfer to Reserves	0	0	0	4,900	4,900	100.00%
	Total - Other Expenditures	***129,184***	***106,400***	***103,000***	***109,000***	***2,600***	***2.44%***
	TOTAL EXPENDITURE	***129,184***	***106,400***	***103,000***	***109,000***	***2,600***	***2.44%***
	NET REQUIREMENT	***(3,692)***	***(1,900)***	***12,000***	***0***	***1,900***	***-100.00%***

The County of Grey
Forestry Trails
2020 Budget
For the Twelve Months Ending
December 31, 2019

Account	Description	2018 ACTUAL	2019 BUDGET	2019 YEAR END PROJECTION	2020 BUDGET	2020 BUDGET to 2019 BUDGET Variance $	2020 BUDGET to 2019 BUDGET Variance %
	REVENUE						
49400	Transfer From Reserve	($20,163)	($38,500)	$0	($55,000)	($16,500)	42.86%
	TOTAL REVENUE	***(20,163)***	***(38,500)***	***0***	***(55,000)***	***(16,500)***	***42.86%***
	EXPENDITURE						
	Other Expenditures						
63756	Signs	0	12,000	0	12,000	0	0.00%
64070	Other Materials & Services	558	1,500	0	0	(1,500)	-100.00%
64102	Professional & Consulting fees	31,362	38,750	19,100	34,300	(4,450)	-11.48%
64310	Travel & Meal Expenses	1,248	5,000	1,100	4,000	(1,000)	-20.00%
64601	Hired Equipment	28,406	27,000	0	27,000	0	0.00%
64704	Administration	2,689	3,550	2,100	3,600	50	1.41%
64903	Maintenance of Trails	2,500	16,000	0	16,000	0	0.00%
69100	Transfer to Reserves	11,000	0	0	0	0	0.00%
	Total - Other Expenditures	***77,763***	***103,800***	***22,300***	***96,900***	***(6,900)***	***-6.65%***
	TOTAL EXPENDITURE	***77,763***	***103,800***	***22,300***	***96,900***	***(6,900)***	***-6.65%***
	NET REQUIREMENT	***57,600***	***65,300***	***22,300***	***41,900***	***(23,400)***	***-35.83%***

The County of Grey
Trails Operating - CP Rail Trail
2020 Budget
For the Twelve Months Ending
December 31, 2019

Account	Description	2018 ACTUAL	2019 BUDGET	2019 YEAR END PROJECTION	2020 BUDGET	2020 BUDGET to 2019 BUDGET Variance $	2020 BUDGET to 2019 BUDGET Variance %
	REVENUE						
49400	Transfer From Reserve	$0	($20,000)	$0	($21,000)	($1,000)	5.00%
49415	From Reserve - Dev. Charges	(2,700)	(2,700)	0	0	2,700	-100.00%
54033	Leases	(4,629)	(4,600)	(4,600)	(4,600)	0	0.00%
	TOTAL REVENUE	***(7,329)***	***(27,300)***	***(4,600)***	***(25,600)***	***1,700***	***-6.23%***
	EXPENDITURE						
	Other Expenditures						
63070	Other Materials & Services	173	300	0	0	(300)	-100.00%
63310	Travel & Meal Expenses	0	100	0	100	0	0.00%
63756	Signs	0	10,000	0	10,000	0	0.00%
63766	Fencing	0	10,000	0	10,000	0	0.00%
64100	Legal Fees	2,335	1,000	0	0	(1,000)	-100.00%
64102	Professional & Consulting fees	17,925	18,500	17,800	18,800	300	1.62%
64310	Travel & Meal Expenses	1,248	3,500	1,200	3,000	(500)	-14.29%
64704	Administration	2,689	2,850	2,100	2,900	50	1.75%
64903	Maintenance of Trails	18,760	50,000	800	45,000	(5,000)	-10.00%
66020	CPR - Taxes	0	0	14,200	0	0	0.00%
69100	Transfer to Reserves	2,500	0	0	0	0	0.00%
	Total - Other Expenditures	***45,630***	***96,250***	***36,100***	***89,800***	***(6,450)***	***-6.70%***
	TOTAL EXPENDITURE	***45,630***	***96,250***	***36,100***	***89,800***	***(6,450)***	***-6.70%***
	NET REQUIREMENT	***38,301***	***68,950***	***31,500***	***64,200***	***(4,750)***	***-6.89%***

The County of Grey
CP Trail - Capital
2020 Budget
For the Twelve Months Ending
December 31, 2019

Account	Description	2018 ACTUAL	2019 BUDGET	2019 YEAR END PROJECTION	2020 BUDGET	2020 BUDGET to 2019 BUDGET Variance $	2020 BUDGET to 2019 BUDGET Variance %
	REVENUE						
49400	Transfer From Reserve	($8,929)	($23,000)	$0	($56,000)	($33,000)	143.48%
	TOTAL REVENUE	***(8,929)***	***(23,000)***	***0***	***(56,000)***	***(33,000)***	***143.48%***
	EXPENDITURE						
	Other Expenditures						
64102	Professional & Consulting fees	0	0	0	6,000	6,000	100.00%
64904	Bridge and Culvert Rehabilitation	8,929	23,000	0	50,000	27,000	117.39%
69100	Transfer to Reserves	75,000	75,000	75,000	76,500	1,500	2.00%
	Total - Other Expenditures	***83,929***	***98,000***	***75,000***	***132,500***	***34,500***	***35.20%***
	TOTAL EXPENDITURE	***83,929***	***98,000***	***75,000***	***132,500***	***34,500***	***35.20%***
	NET REQUIREMENT	***75,000***	***75,000***	***75,000***	***76,500***	***1,500***	***2.00%***

The County of Grey
CP Trail - Culvert 5A - Capital
2020 Budget
For the Twelve Months Ending
December 31, 2019

Account	Description	2018 ACTUAL	2019 BUDGET	2019 YEAR END PROJECTION	2020 BUDGET	2020 BUDGET to 2019 BUDGET Variance $	2020 BUDGET to 2019 BUDGET Variance %
	REVENUE						
49400	Transfer From Reserve	$0	($43,000)	$0	($43,000)	$0	0.00%
	TOTAL REVENUE	***0***	***(43,000)***	***0***	***(43,000)***	***0***	***0.00%***
	EXPENDITURE						
	Other Expenditures						
64904	Bridge and Culvert Rehabilitation	0	43,000	0	43,000	0	0.00%
	Total - Other Expenditures	***0***	***43,000***	***0***	***43,000***	***0***	***0.00%***
	TOTAL EXPENDITURE	***0***	***43,000***	***0***	***43,000***	***0***	***0.00%***

The County of Grey
CP Trail - Bridge 80 - Capital
2020 Budget
For the Twelve Months Ending
December 31, 2019

Account	Description	2018 ACTUAL	2019 BUDGET	2019 YEAR END PROJECTION	2020 BUDGET	2020 BUDGET to 2019 BUDGET Variance $	2020 BUDGET to 2019 BUDGET Variance %
	REVENUE						
49400	Transfer From Reserve	$0	($27,000)	($10,600)	($243,300)	($216,300)	801.11%
	TOTAL REVENUE	***0***	***(27,000)***	***(10,600)***	***(243,300)***	***(216,300)***	***801.11%***
	EXPENDITURE						
	Other Expenditures						
64904	Bridge and Culvert Rehabilitation	0	27,000	10,600	243,300	216,300	801.11%
	Total - Other Expenditures	***0***	***27,000***	***10,600***	***243,300***	***216,300***	***801.11%***
	TOTAL EXPENDITURE	***0***	***27,000***	***10,600***	***243,300***	***216,300***	***801.11%***

The County of Grey
CP Trail - Bridge 63 - Capital
2020 Budget
For the Twelve Months Ending
December 31, 2019

Account	Description	2018 ACTUAL	2019 BUDGET	2019 YEAR END PROJECTION	2020 BUDGET	2020 BUDGET to 2019 BUDGET Variance $	2020 BUDGET to 2019 BUDGET Variance %
	REVENUE						
49400	Transfer From Reserve	($19,206)	$0	$0	$0	$0	0.00%
	TOTAL REVENUE	***(19,206)***	***0***	***0***	***0***	***0***	***0.00%***
	EXPENDITURE						
	Other Expenditures						
64904	Bridge and Culvert Rehabilitation	19,206	0	0	0	0	0.00%
	Total - Other Expenditures	***19,206***	***0***	***0***	***0***	***0***	***0.00%***
	TOTAL EXPENDITURE	***19,206***	***0***	***0***	***0***	***0***	***0.00%***

The County of Grey
CP Trail - Culvert 15A - Capital
2020 Budget
For the Twelve Months Ending
December 31, 2019

Account	Description	2018 ACTUAL	2019 BUDGET	2019 YEAR END PROJECTION	2020 BUDGET	2020 BUDGET to 2019 BUDGET Variance $	2020 BUDGET to 2019 BUDGET Variance %
	REVENUE						
49400	Transfer From Reserve	$0	$0	$0	($41,000)	($41,000)	100.00%
	TOTAL REVENUE	***0***	***0***	***0***	***(41,000)***	***(41,000)***	***100.00%***
	EXPENDITURE						
	Other Expenditures						
64904	Bridge and Culvert Rehabilitation	0	0	0	41,000	41,000	100.00%
	Total - Other Expenditures	***0***	***0***	***0***	***41,000***	***41,000***	***100.00%***
	TOTAL EXPENDITURE	***0***	***0***	***0***	***41,000***	***41,000***	***100.00%***

The County of Grey
CP Trail - Culvert 7 - Capital
2020 Budget
For the Twelve Months Ending
December 31, 2019

Account	Description	2018 ACTUAL	2019 BUDGET	2019 YEAR END PROJECTION	2020 BUDGET	2020 BUDGET to 2019 BUDGET Variance $	2020 BUDGET to 2019 BUDGET Variance %
	REVENUE						
49400	Transfer From Reserve	$0	($74,000)	($27,900)	$0	$74,000	-100.00%
	TOTAL REVENUE	***0***	***(74,000)***	***(27,900)***	***0***	***74,000***	***-100.00%***
	EXPENDITURE						
	Other Expenditures						
64904	Bridge and Culvert Rehabilitation	0	74,000	27,900	0	(74,000)	-100.00%
	Total - Other Expenditures	***0***	***74,000***	***27,900***	***0***	***(74,000)***	***-100.00%***
	TOTAL EXPENDITURE	***0***	***74,000***	***27,900***	***0***	***(74,000)***	***-100.00%***

COUNTY OF GREY
ECONOMIC DEVELOPMENT
2020 BUDGET NET DEPARTMENT REQUIREMENT SUMMARY

OPERATING SUMMARY

	2018	2019		2020			Net Budget Change	
	Actual	Budgeted Levy	Year End Projection	Revenue	Budgeted Expenditure	Levy	2020 Budget vs 2019 Budget Variance $	Variance %
General Operating	$387,249	$503,200	$432,100	($5,000)	$617,400	$612,400	$109,200	21.70%
Regional Attraction & Retention	$0	($500)	$11,900	($35,900)	$67,900	$32,000	$32,500	-6500.00%
Invest Canada Community Initiatives	$0	$0	$0	($107,400)	$107,700	$300	$300	100.00%
Saints & Sinners - Trail Package	($15)	$0	$0	$0	$0	$0	$0	0.00%
Local Food	$11,490	$14,700	$14,300	($5,000)	$20,000	$15,000	$300	2.04%
Connected Community	$215,996	$216,000	$216,000	$0	$0	$0	($216,000)	-100.00%
New to Grey Initiative	$3,417	$0	$0	$0	$0	$0	$0	0.00%
Community Hub	$27,697	$0	$212,800	($211,600)	$299,300	$87,700	$87,700	100.00%
Community Transportation Grant	$0	$0	$0	($358,100)	$358,100	$0	$0	0.00%
Business Enterprise Centre	$19,979	$21,157	$39,700	($184,900)	$221,000	$36,100	$14,943	70.63%
Total Operating	**$665,813**	**$754,557**	**$926,800**	**($907,900)**	**$1,691,400**	**$783,500**	**$28,943**	**3.84%**

CAPITAL SUMMARY

	2018	2019		2020			Net Budget Change	
	Actual	Budgeted Levy	Year End Projection	Revenue	Budgeted Expenditure	Levy	2020 Budget vs 2019 Budget Variance $	Variance %
Capital	$554,563	$82,500	$82,500	($520,700)	$708,100	$187,400	$104,900	127.15%
Total Capital	**$554,563**	**$82,500**	**$82,500**	**($520,700)**	**$708,100**	**$187,400**	**$104,900**	**127.15%**

OPERATING AND CAPITAL COMBINED SUMMARY

	2018	2019		2020			Net Budget Change	
	Actual	Budgeted Levy	Year End Projection	Revenue	Budgeted Expenditure	Levy	2020 Budget vs 2019 Budget Variance $	Variance %
Operations	$665,813	$754,557	$926,800	($907,900)	$1,691,400	$783,500	$28,943	3.84%
Capital	$554,563	$82,500	$82,500	($520,700)	$708,100	$187,400	$104,900	127.15%
Total - Operating & Capital Summary	**$1,220,376**	**$837,057**	**$1,009,300**	**($1,428,600)**	**$2,399,500**	**$970,900**	**$133,843**	**15.99%**

The County of Grey
Economic Development - General Operating
2020 Budget
For the Twelve Months Ending
December 31, 2019

Account	Description	2018 ACTUAL	2019 BUDGET	2019 YEAR END PROJECTION	2020 BUDGET	2020 BUDGET to 2019 BUDGET Variance $	2020 BUDGET to 2019 BUDGET Variance %
	REVENUE						
49400	Transfer From Reserve	$0	$0	$0	($5,000)	($5,000)	100.00%
51100	Provincial Conditional Grant	(12,189)	0	0	0	0	0.00%
54040	Cost Recoveries	(32,041)	0	0	0	0	0.00%
	TOTAL REVENUE	***(44,230)***	***0***	***0***	***(5,000)***	***(5,000)***	***100.00%***
	EXPENDITURE						
	Salaries and Wages						
61000	Salaries and Wages	247,861	308,700	268,200	411,600	102,900	33.33%
	Total - Salaries & Wages	***247,861***	***308,700***	***268,200***	***411,600***	***102,900***	***33.33%***
	Employee Benefits						
61220	CPP	8,865	11,500	9,600	14,300	2,800	24.35%
61221	EI	3,439	4,500	3,600	5,000	500	11.11%
61222	WSIB Premiums	3,285	4,400	3,700	5,100	700	15.91%
61223	OMERS	25,397	34,200	33,000	44,100	9,900	28.95%
61224	EHT	4,881	6,100	5,300	8,100	2,000	32.79%
61225	Group Benefits	29,218	38,500	35,300	47,900	9,400	24.42%
	Total - Employee Benefits	***75,085***	***99,200***	***90,500***	***124,500***	***25,300***	***25.50%***
	Total Salaries and Benefits	***322,946***	***407,900***	***358,700***	***536,100***	***128,200***	***31.43%***
	Other Expenditures						
63010	Association/Membership Fees	2,357	2,500	2,300	2,500	0	0.00%
63020	Computer Support/Maintenance	590	1,600	800	4,700	3,100	193.75%
63030	Copying & Printing	6,709	4,600	4,600	2,500	(2,100)	-45.65%
63040	Equip/Furniture Maintenance	2,487	500	0	500	0	0.00%
63041	Computer Purchases	0	1,700	1,900	5,100	3,400	200.00%
63051	Telephone	478	1,000	900	1,000	0	0.00%
63052	Cellular	3,158	2,500	4,100	2,800	300	12.00%
63060	Office & Charting Supplies	439	500	200	500	0	0.00%
63063	Postage/Courier/Freight	246	100	100	200	100	100.00%
63070	Other Materials & Services	587	300	500	100	(200)	-66.67%
63300	Staff Training and Development	6,069	5,000	2,500	4,500	(500)	-10.00%
63310	Travel & Meal Expenses	17,439	16,500	14,000	12,000	(4,500)	-27.27%
63320	Conferences	3,378	4,000	3,400	4,500	500	12.50%
63603	Vehicle Operations	0	0	0	2,000	2,000	100.00%
63754	Promotion & Public Relations	32,260	23,000	10,200	4,500	(18,500)	-80.43%
63758	Trade Shows	4,104	4,000	3,600	4,000	0	0.00%
63762	Uniforms	0	300	100	300	0	0.00%
63801	Studies/Reports	0	0	0	5,000	5,000	100.00%
64102	Professional & Consulting fees	24,704	21,000	18,100	15,000	(6,000)	-28.57%
65200	Bank Charges	308	400	300	400	0	0.00%
67014	Interfunc. IS Costs	3,220	5,800	5,800	9,200	3,400	58.62%
	Total - Other Expenditures	***108,533***	***95,300***	***73,400***	***81,300***	***(14,000)***	***-14.69%***
	TOTAL EXPENDITURE	***431,479***	***503,200***	***432,100***	***617,400***	***114,200***	***22.69%***
	NET REQUIREMENT	***387,249***	***503,200***	***432,100***	***612,400***	***109,200***	***21.70%***

The County of Grey
Economic Development - Regional Attraction & Retention
2020 Budget
For the Twelve Months Ending
December 31, 2019

Account	Description	2018 ACTUAL	2019 BUDGET	2019 YEAR END PROJECTION	2020 BUDGET	2020 BUDGET to 2019 BUDGET Variance $	2020 BUDGET to 2019 BUDGET Variance %
	REVENUE						
54040	Cost Recoveries	$0	($50,500)	($16,300)	($35,900)	$14,600	-28.91%
54050	Donations	0	0	(2,800)	0	0	0.00%
	TOTAL REVENUE	***0***	***(50,500)***	***(19,100)***	***(35,900)***	***14,600***	***-28.91%***
	EXPENDITURE						
	Other Expenditures						
63754	Promotion & Public Relations	0	25,000	15,800	40,000	15,000	60.00%
63772	Hosted Events	0	0	0	12,900	12,900	100.00%
63801	Studies/Reports	0	25,000	10,100	0	(25,000)	-100.00%
64102	Professional & Consulting fees	0	0	5,100	15,000	15,000	100.00%
	Total - Other Expenditures	***0***	***50,000***	***31,000***	***67,900***	***17,900***	***35.80%***
	TOTAL EXPENDITURE	***0***	***50,000***	***31,000***	***67,900***	***17,900***	***35.80%***
	NET REQUIREMENT	***0***	***(500)***	***11,900***	***32,000***	***32,500***	***-6500.00%***

The County of Grey
Economic Development - Invest Canada Community Initiatives
2020 Budget
For the Twelve Months Ending
December 31, 2019

Account	Description	2018 ACTUAL	2019 BUDGET	2019 YEAR END PROJECTION	2020 BUDGET	2020 BUDGET to 2019 BUDGET Variance $	2020 BUDGET to 2019 BUDGET Variance %
	REVENUE						
52000	Federal Conditional Grant	$0	$0	$0	($107,100)	($107,100)	100.00%
53005	Revenue - Bruce County	0	0	0	(300)	(300)	100.00%
	TOTAL REVENUE	***0***	***0***	***0***	***(107,400)***	***(107,400)***	***100.00%***
	EXPENDITURE						
	Salaries and Wages						
61000	Salaries and Wages	0	0	0	48,600	48,600	100.00%
	Total - Salaries & Wages	***0***	***0***	***0***	***48,600***	***48,600***	***100.00%***
	Employee Benefits						
61220	CPP	0	0	0	2,200	2,200	100.00%
61221	EI	0	0	0	800	800	100.00%
61222	WSIB Premiums	0	0	0	700	700	100.00%
61223	OMERS	0	0	0	4,700	4,700	100.00%
61224	EHT	0	0	0	1,000	1,000	100.00%
61225	Group Benefits	0	0	0	7,000	7,000	100.00%
	Total - Employee Benefits	***0***	***0***	***0***	***16,400***	***16,400***	***100.00%***
	Total Salaries and Benefits	***0***	***0***	***0***	***65,000***	***65,000***	***100.00%***
	Other Expenditures						
63020	Computer Support/Maintenance	0	0	0	200	200	100.00%
63041	Computer Purchases	0	0	0	2,000	2,000	100.00%
63052	Cellular	0	0	0	1,200	1,200	100.00%
63060	Office & Charting Supplies	0	0	0	1,400	1,400	100.00%
63086	Conference	0	0	0	5,300	5,300	100.00%
63300	Staff Training and Development	0	0	0	3,500	3,500	100.00%
63310	Travel & Meal Expenses	0	0	0	5,700	5,700	100.00%
63754	Promotion & Public Relations	0	0	0	7,500	7,500	100.00%
63801	Studies/Reports	0	0	0	15,000	15,000	100.00%
67014	Interfunc. IS Costs	0	0	0	900	900	100.00%
	Total - Other Expenditures	***0***	***0***	***0***	***42,700***	***42,700***	***100.00%***
	TOTAL EXPENDITURE	***0***	***0***	***0***	***107,700***	***107,700***	***100.00%***
	NET REQUIREMENT	***0***	***0***	***0***	***300***	***300***	***100.00%***

The County of Grey
Economic Development - Saints & Sinners - Trail Package
2020 Budget
For the Twelve Months Ending
December 31, 2019

Account	Description	2018 ACTUAL	2019 BUDGET	2019 YEAR END PROJECTION	2020 BUDGET	2020 BUDGET to 2019 BUDGET Variance $	2020 BUDGET to 2019 BUDGET Variance %
	REVENUE						
49400	Transfer From Reserve	($8,898)	$0	$0	$0	$0	0.00%
54105	Retail Sales	(15)	0	0	0	0	0.00%
	TOTAL REVENUE	***(8,913)***	***0***	***0***	***0***	***0***	***0.00%***
	EXPENDITURE						
	Other Expenditures						
66009	Payments to Other Municipalities	8,898	0	0	0	0	0.00%
	Total - Other Expenditures	***8,898***	***0***	***0***	***0***	***0***	***0.00%***
	TOTAL EXPENDITURE	***8,898***	***0***	***0***	***0***	***0***	***0.00%***
	NET REQUIREMENT	***(15)***	***0***	***0***	***0***	***0***	***0.00%***

The County of Grey
Economic Development - Local Food
2020 Budget
For the Twelve Months Ending
December 31, 2019

Account	Description	2018 ACTUAL	2019 BUDGET	2019 YEAR END PROJECTION	2020 BUDGET	2020 BUDGET to 2019 BUDGET Variance $	2020 BUDGET to 2019 BUDGET Variance %
	REVENUE						
54040	Cost Recoveries	($2,900)	($3,000)	($3,000)	($5,000)	($2,000)	66.67%
	TOTAL REVENUE	***(2,900)***	***(3,000)***	***(3,000)***	***(5,000)***	***(2,000)***	***66.67%***
	EXPENDITURE						
	Other Expenditures						
63010	Association/Membership Fees	1,018	1,700	1,000	1,000	(700)	-41.18%
63070	Other Materials & Services	491	0	0	0	0	0.00%
63754	Promotion & Public Relations	6,696	10,000	10,000	15,500	5,500	55.00%
63758	Trade Shows	215	1,000	500	500	(500)	-50.00%
63772	Hosted Events	0	0	800	0	0	0.00%
63801	Studies/Reports	5,000	0	0	0	0	0.00%
64102	Professional & Consulting fees	970	5,000	5,000	3,000	(2,000)	-40.00%
	Total - Other Expenditures	***14,390***	***17,700***	***17,300***	***20,000***	***2,300***	***12.99%***
	TOTAL EXPENDITURE	***14,390***	***17,700***	***17,300***	***20,000***	***2,300***	***12.99%***
	NET REQUIREMENT	***11,490***	***14,700***	***14,300***	***15,000***	***300***	***2.04%***

The County of Grey
Economic Development - Connected Community
2020 Budget
For the Twelve Months Ending
December 31, 2019

Account	Description	2018 ACTUAL	2019 BUDGET	2019 YEAR END PROJECTION	2020 BUDGET	2020 BUDGET to 2019 BUDGET Variance $	2020 BUDGET to 2019 BUDGET Variance %
	EXPENDITURE						
	Other Expenditures						
66000	Payments to Indiv. & Organiz'	$215,996	$216,000	$216,000	$0	($216,000)	-100.00%
	Total - Other Expenditures	***215,996***	***216,000***	***216,000***	***0***	***(216,000)***	***-100.00%***
	TOTAL EXPENDITURE	***215,996***	***216,000***	***216,000***	***0***	***(216,000)***	***-100.00%***
	NET REQUIREMENT	***215,996***	***216,000***	***216,000***	***0***	***(216,000)***	***-100.00%***

The County of Grey
Economic Development - New To Grey Initiative
2020 Budget
For the Twelve Months Ending
December 31, 2019

Account	Description	2018 ACTUAL	2019 BUDGET	2019 YEAR END PROJECTION	2020 BUDGET	2020 BUDGET to 2019 BUDGET Variance $	2020 BUDGET to 2019 BUDGET Variance %
	REVENUE						
51100	Provincial Conditional Grant	($31,005)	($4,500)	($4,500)	$0	$4,500	-100.00%
54040	Cost Recoveries	(2,500)	0	0	0	0	0.00%
	TOTAL REVENUE	***(33,505)***	***(4,500)***	***(4,500)***	***0***	***4,500***	***-100.00%***
	EXPENDITURE						
	Salaries and Wages						
61000	Salaries and Wages	29,070	0	400	0	0	0.00%
	Total - Salaries & Wages	***29,070***	***0***	***400***	***0***	***0***	***0.00%***
	Employee Benefits						
61220	CPP	1,195	0	0	0	0	0.00%
61221	EI	768	0	0	0	0	0.00%
61222	WSIB Premiums	414	0	0	0	0	0.00%
61224	EHT	540	0	0	0	0	0.00%
	Total - Employee Benefits	***2,917***	***0***	***0***	***0***	***0***	***0.00%***
	Total Salaries and Benefits	***31,987***	***0***	***400***	***0***	***0***	***0.00%***
	Other Expenditures						
63310	Travel & Meal Expenses	2,152	1,500	0	0	(1,500)	-100.00%
63754	Promotion & Public Relations	458	3,000	4,100	0	(3,000)	-100.00%
64102	Professional & Consulting fees	2,325	0	0	0	0	0.00%
	Total - Other Expenditures	***4,935***	***4,500***	***4,100***	***0***	***(4,500)***	***-100.00%***
	TOTAL EXPENDITURE	***36,922***	***4,500***	***4,500***	***0***	***(4,500)***	***-100.00%***
	NET REQUIREMENT	***3,417***	***0***	***0***	***0***	***0***	***0.00%***

The County of Grey
Economic Development - Community Hub Operating
2020 Budget
For the Twelve Months Ending
December 31, 2019

Account	Description	2018 ACTUAL	2019 BUDGET	2019 YEAR END PROJECTION	2020 BUDGET	2020 BUDGET to 2019 BUDGET Variance $	2020 BUDGET to 2019 BUDGET Variance %
	REVENUE						
49300	Sale of Assets	$0	$0	($100)	$0	$0	0.00%
49400	Transfer From Reserve	0	0	0	(91,600)	(91,600)	100.00%
54035	Current Tenant Rent	0	(338,800)	(3,000)	(120,000)	218,800	-64.58%
	TOTAL REVENUE	***0***	***(338,800)***	***(3,100)***	***(211,600)***	***127,200***	***-37.54%***
	EXPENDITURE						
	Salaries and Wages						
61000	Salaries and Wages	0	0	11,300	14,800	14,800	100.00%
	Total - Salaries & Wages	***0***	***0***	***11,300***	***14,800***	***14,800***	***100.00%***
	Employee Benefits						
61220	CPP	0	0	500	700	700	100.00%
61221	EI	0	0	300	400	400	100.00%
61222	WSIB Premiums	0	0	200	200	200	100.00%
61223	OMERS	0	0	200	0	0	0.00%
61224	EHT	0	0	0	300	300	100.00%
	Total - Employee Benefits	***0***	***0***	***1,200***	***1,600***	***1,600***	***100.00%***
	Total Salaries and Benefits	***0***	***0***	***12,500***	***16,400***	***16,400***	***100.00%***
	Other Expenditures						
63051	Telephone	0	0	1,600	2,000	2,000	100.00%
63052	Cellular	0	0	200	100	100	100.00%
63070	Other Materials & Services	152	0	300	0	0	0.00%
63310	Travel & Meal Expenses	0	0	200	600	600	100.00%
63401	Cleaning Supplies	0	10,000	1,000	5,000	(5,000)	-50.00%
63440	Heat	984	30,000	4,500	5,000	(25,000)	-83.33%
63441	Hydro/Water	18,589	50,000	58,000	60,000	10,000	20.00%
63442	Water/Sewage & Fire Protect.	429	15,000	5,300	6,000	(9,000)	-60.00%
64100	Legal Fees	784	0	0	0	0	0.00%
64102	Professional & Consulting fees	0	0	0	5,000	5,000	100.00%
64401	Cleaning Contracts	0	56,487	400	30,000	(26,487)	-46.89%
64403	General Hdwr - Repairs & Supp.	0	33,000	3,400	10,000	(23,000)	-69.70%
64485	Landscape Mtce. Contracts	0	7,000	3,100	7,000	0	0.00%
64486	Snow Removal	0	20,000	8,000	20,000	0	0.00%
65110	Insurance	6,759	6,300	6,300	6,400	100	1.59%
67000	Interfunc. Admin Charges	0	45,770	45,800	45,800	30	0.07%
67007	Interfunc. Rent	0	(14,757)	(14,700)	0	14,757	-100.00%
69100	Transfer to Reserves	0	80,000	80,000	80,000	0	0.00%
	Total - Other Expenditures	***27,697***	***338,800***	***203,400***	***282,900***	***(55,900)***	***-16.50%***
	TOTAL EXPENDITURE	***27,697***	***338,800***	***215,900***	***299,300***	***(39,500)***	***-11.66%***
	NET REQUIREMENT	***27,697***	***0***	***212,800***	***87,700***	***87,700***	***100.00%***

The County of Grey
Economic Development - Community Transp. Grant Operating
2020 Budget
For the Twelve Months Ending
December 31, 2019

Account	Description	2018 ACTUAL	2019 BUDGET	2019 YEAR END PROJECTION	2020 BUDGET	2020 BUDGET to 2019 BUDGET Variance $	2020 BUDGET to 2019 BUDGET Variance %
	REVENUE						
49400	Transfer From Reserve	$0	($50,000)	($2,500)	($14,300)	$35,700	-71.40%
51100	Provincial Conditional Grant	0	(370,000)	(59,500)	(343,800)	26,200	-7.08%
	TOTAL REVENUE	***0***	***(420,000)***	***(62,000)***	***(358,100)***	***61,900***	***-14.74%***
	EXPENDITURE						
	Other Expenditures						
63020	Computer Support/Maintenance	0	0	0	16,400	16,400	100.00%
63041	Computer Purchases	0	0	1,900	0	0	0.00%
63042	Equip/Furniture Purchases	0	0	400	54,200	54,200	100.00%
63051	Telephone	0	0	300	0	0	0.00%
63060	Office & Charting Supplies	0	0	100	0	0	0.00%
63300	Staff Training and Development	0	0	0	9,900	9,900	100.00%
63310	Travel & Meal Expenses	0	0	1,100	5,000	5,000	100.00%
63754	Promotion & Public Relations	0	0	3,100	12,800	12,800	100.00%
64102	Professional & Consulting fees	0	0	0	1,000	1,000	100.00%
64520	Transportation	0	420,000	2,800	152,100	(267,900)	-63.79%
66000	Payments to Indiv. & Organiz'	0	0	2,900	0	0	0.00%
66006	Payments to Lower Tiers	0	0	49,400	106,700	106,700	100.00%
	Total - Other Expenditures	***0***	***420,000***	***62,000***	***358,100***	***(61,900)***	***-14.74%***
	TOTAL EXPENDITURE	***0***	***420,000***	***62,000***	***358,100***	***(61,900)***	***-14.74%***

The County of Grey
Economic Development - Business Enterprise Centre - Summary
2020 Budget
For the Twelve Months Ending
December 31, 2019

Account	Description	2018 ACTUAL	2019 BUDGET	2019 YEAR END PROJECTION	2020 BUDGET	2020 BUDGET to 2019 BUDGET Variance $	2020 BUDGET to 2019 BUDGET Variance %
	REVENUE						
51100	Provincial Conditional Grant	($187,862)	($229,915)	($186,400)	($184,900)	$45,015	-19.58%
53002	Lower Tier Municipalities	(15,000)	0	0	0	0	0.00%
54040	Cost Recoveries	(1,000)	0	0	0	0	0.00%
54060	Miscellaneous Receipts	(56,053)	0	0	0	0	0.00%
	TOTAL REVENUE	***(259,915)***	***(229,915)***	***(186,400)***	***(184,900)***	***45,015***	***-19.58%***
	EXPENDITURE						
	Salaries and Wages						
61000	Salaries and Wages	110,849	127,900	127,100	134,500	6,600	5.16%
	Total - Salaries & Wages	***110,849***	***127,900***	***127,100***	***134,500***	***6,600***	***5.16%***
	Employee Benefits						
61220	CPP	5,125	5,500	5,400	5,900	400	7.27%
61221	EI	2,575	2,200	2,100	2,300	100	4.55%
61222	WSIB Premiums	1,475	1,900	1,700	1,800	(100)	-5.26%
61223	OMERS	4,855	11,200	11,000	13,000	1,800	16.07%
61224	EHT	2,162	2,500	2,500	2,600	100	4.00%
61225	Group Benefits	0	10,500	10,700	15,300	4,800	45.71%
	Total - Employee Benefits	***16,192***	***33,800***	***33,400***	***40,900***	***7,100***	***21.01%***
	Total Salaries and Benefits	***127,041***	***161,700***	***160,500***	***175,400***	***13,700***	***8.47%***
	Other Expenditures						
63000	Advertising	5,811	6,250	1,400	2,400	(3,850)	-61.60%
63020	Computer Support/Maintenance	1,013	1,000	0	500	(500)	-50.00%
63030	Copying & Printing	0	300	0	300	0	0.00%
63051	Telephone	939	720	0	700	(20)	-2.78%
63052	Cellular	1,182	1,930	700	500	(1,430)	-74.09%
63060	Office & Charting Supplies	173	550	0	100	(450)	-81.82%
63064	Subscriptions & Publications	0	450	300	400	(50)	-11.11%
63070	Other Materials & Services	4,283	3,000	0	1,000	(2,000)	-66.67%
63086	Conference	11,978	0	8,400	15,000	15,000	100.00%
63300	Staff Training and Development	269	2,400	200	2,100	(300)	-12.50%
63310	Travel & Meal Expenses	3,111	4,020	2,600	4,200	180	4.48%
63320	Conferences	413	18,025	0	0	(18,025)	-100.00%
63322	Program/Seminar Delivery	0	750	0	0	(750)	-100.00%
63754	Promotion & Public Relations	0	0	0	1,800	1,800	100.00%
64102	Professional & Consulting fees	2,477	4,040	9,400	2,400	(1,640)	-40.59%
66000	Payments to Indiv. & Organiz'	65,151	74,250	71,000	60,000	(14,250)	-19.19%
67000	Interfunc. Admin Charges	0	(45,770)	(45,800)	(45,800)	(30)	0.07%
67007	Interfunc. Rent	0	14,757	14,700	0	(14,757)	-100.00%
67014	Interfunc. IS Costs	0	2,700	2,700	0	(2,700)	-100.00%
69100	Transfer to Reserves	56,053	0	0	0	0	0.00%
	Total - Other Expenditures	***152,853***	***89,372***	***65,600***	***45,600***	***(43,772)***	***-48.98%***
	TOTAL EXPENDITURE	***279,894***	***251,072***	***226,100***	***221,000***	***(30,072)***	***-11.98%***
	NET REQUIREMENT	***19,979***	***21,157***	***39,700***	***36,100***	***14,943***	***70.63%***

The County of Grey
Economic Development - Capital Summary
2020 Budget
For the Twelve Months Ending
December 31, 2019

Account	Description	2018 ACTUAL	2019 BUDGET	2019 YEAR END PROJECTION	2020 BUDGET	2020 BUDGET to 2019 BUDGET Variance $	2020 BUDGET to 2019 BUDGET Variance %
	REVENUE						
49400	Transfer From Reserve	$0	($245,500)	($247,500)	$0	$245,500	-100.00%
49405	From Reserve - One Time Funding	0	(611,770)	(204,200)	(520,700)	91,070	-14.89%
54050	Donations	(23,000)	0	0	0	0	0.00%
54068	Donations - Indigenous Community Sup	(10,000)	0	0	0	0	0.00%
	TOTAL REVENUE	***(33,000)***	***(857,270)***	***(451,700)***	***(520,700)***	***336,570***	***-39.26%***
	EXPENDITURE						
	Other Expenditures						
63042	Equip/Furniture Purchases	0	0	2,000	0	0	0.00%
63915	Building Acquisition	509,872	0	0	0	0	0.00%
64102	Professional & Consulting fees	8,160	23,000	38,200	0	(23,000)	-100.00%
64401	Cleaning Contracts	9,031	0	0	0	0	0.00%
64421	Roofing Soffit, Fascia & Eaves	0	404,400	229,000	165,400	(239,000)	-59.10%
64500	Buildings/Renovations	0	327,370	80,000	355,300	27,930	8.53%
66006	Payments to Lower Tiers	0	180,000	180,000	180,000	0	0.00%
69100	Transfer to Reserves	60,500	5,000	5,000	7,400	2,400	48.00%
	Total - Other Expenditures	***587,563***	***939,770***	***534,200***	***708,100***	***(231,670)***	***-24.65%***
	TOTAL EXPENDITURE	***587,563***	***939,770***	***534,200***	***708,100***	***(231,670)***	***-24.65%***
	NET REQUIREMENT	***554,563***	***82,500***	***82,500***	***187,400***	***104,900***	***127.15%***

COUNTY OF GREY
TOURISM
2020 BUDGET NET DEPARTMENT REQUIREMENT SUMMARY

OPERATING SUMMARY

	2018	2019		2020			Net Budget Change	
	Actual	Budgeted Levy	Year End Projection	Revenue	Budgeted Expenditure	Levy	2020 Budget vs 2019 Budget Variance $	Variance %
General Operating	$532,469	$551,800	$558,000	($52,500)	$591,100	$538,600	($13,200)	-2.39%
Regional Partnership	$20,075	$15,000	$15,200	$0	$18,000	$18,000	$3,000	20.00%
Research & Data Analyst Project	$0	$5,000	$5,000	$0	$0	$0	($5,000)	-100.00%
Total Operating	**$552,544**	**$571,800**	**$578,200**	**($52,500)**	**$609,100**	**$556,600**	**($15,200)**	**-2.66%**

CAPITAL SUMMARY

	2018	2019		2020			Net Budget Change	
	Actual	Budgeted Levy	Year End Projection	Revenue	Budgeted Expenditure	Levy	2020 Budget vs 2019 Budget Variance $	Variance %
Capital	$0	$20,460	$20,800	($1,300)	$12,000	$10,700	($9,760)	-47.70%
Total Capital	**$0**	**$20,460**	**$20,800**	**($1,300)**	**$12,000**	**$10,700**	**($9,760)**	**-47.70%**

OPERATING AND CAPITAL COMBINED SUMMARY

	2018	2019		2020			Net Budget Change	
	Actual	Budgeted Levy	Year End Projection	Revenue	Budgeted Expenditure	Levy	2020 Budget vs 2019 Budget Variance $	Variance %
Operations	$552,544	$571,800	$578,200	($52,500)	$609,100	$556,600	($15,200)	-2.66%
Capital	$0	$20,460	$20,800	($1,300)	$12,000	$10,700	($9,760)	-47.70%
Total - Operating & Capital Summary	**$552,544**	**$592,260**	**$599,000**	**($53,800)**	**$621,100**	**$567,300**	**($24,960)**	**-4.21%**

The County of Grey
Tourism General Operating
2020 Budget
For the Twelve Months Ending
December 31, 2019

Account	Description	2018 ACTUAL	2019 BUDGET	2019 YEAR END PROJECTION	2020 BUDGET	2020 BUDGET to 2019 BUDGET Variance $	2020 BUDGET to 2019 BUDGET Variance %
	REVENUE						
49400	Transfer From Reserve	$0	($20,000)	($11,600)	($35,000)	($15,000)	75.00%
51100	Provincial Conditional Grant	(7,500)	0	0	0	0	0.00%
51120	Provincial Wage Subsidy	(3,658)	(3,000)	(2,000)	0	3,000	-100.00%
53002	Lower Tier Municipalities	(531)	0	0	0	0	0.00%
54040	Cost Recoveries	(2,713)	(3,000)	(2,100)	(17,500)	(14,500)	483.33%
	TOTAL REVENUE	***(14,402)***	***(26,000)***	***(15,700)***	***(52,500)***	***(26,500)***	***101.92%***
	EXPENDITURE						
	Salaries and Wages						
61000	Salaries and Wages	238,956	258,500	245,700	218,600	(39,900)	-15.44%
61003	Overtime Wages	209	0	500	0	0	0.00%
	Total - Salaries & Wages	***239,165***	***258,500***	***246,200***	***218,600***	***(39,900)***	***-15.44%***
	Employee Benefits						
61220	CPP	9,316	10,500	9,800	8,700	(1,800)	-17.14%
61221	EI	3,905	4,300	3,700	3,000	(1,300)	-30.23%
61222	WSIB Premiums	3,269	3,700	3,200	3,000	(700)	-18.92%
61223	OMERS	20,651	24,000	21,600	22,200	(1,800)	-7.50%
61224	EHT	4,681	5,000	4,700	4,300	(700)	-14.00%
61225	Group Benefits	23,487	24,100	24,500	23,900	(200)	-0.83%
61260	Service Awards	153	0	0	0	0	0.00%
	Total - Employee Benefits	***65,462***	***71,600***	***67,500***	***65,100***	***(6,500)***	***-9.08%***
	Total Salaries and Benefits	***304,627***	***330,100***	***313,700***	***283,700***	***(46,400)***	***-14.06%***
	Other Expenditures						
63000	Advertising	34,341	40,000	37,400	40,000	0	0.00%
63005	Radio Advertising	5,076	0	0	0	0	0.00%
63006	Image & Graphics Development	31,127	22,000	26,300	22,000	0	0.00%
63007	Media Relations & Group Tours	21,454	18,000	21,400	18,000	0	0.00%
63008	Internet Advertising (Mtce/Development	12,958	22,000	18,500	22,000	0	0.00%
63010	Association/Membership Fees	1,310	2,000	1,000	2,000	0	0.00%
63020	Computer Support/Maintenance	507	0	0	0	0	0.00%
63025	Web Site Development	0	20,000	15,000	18,000	(2,000)	-10.00%
63030	Copying & Printing	848	1,500	700	1,500	0	0.00%
63040	Equip/Furniture Maintenance	2,050	500	500	500	0	0.00%
63041	Computer Purchases	3,441	1,700	1,700	0	(1,700)	-100.00%
63051	Telephone	226	300	300	300	0	0.00%
63052	Cellular	3,757	2,300	2,500	2,400	100	4.35%
63060	Office & Charting Supplies	599	500	600	500	0	0.00%
63063	Postage/Courier/Freight	6,778	5,000	5,500	5,000	0	0.00%
63070	Other Materials & Services	1,449	1,000	1,200	1,000	0	0.00%
63300	Staff Training and Development	3,330	5,000	5,400	5,000	0	0.00%
63310	Travel & Meal Expenses	9,570	9,000	17,000	10,500	1,500	16.67%
63320	Conferences	2,410	2,500	2,800	2,500	0	0.00%
63603	Vehicle Operations	2,620	5,000	4,200	3,000	(2,000)	-40.00%
63750	Brochures/Books	20,418	20,000	0	40,000	20,000	100.00%
63753	Photographic Supplies	8,136	8,000	6,400	7,000	(1,000)	-12.50%
63754	Promotion & Public Relations	10,217	10,000	13,000	10,000	0	0.00%
63756	Signs	2,937	5,000	5,200	7,500	2,500	50.00%
63758	Trade Shows	3,691	4,000	6,100	4,000	0	0.00%
63762	Uniforms	1,194	1,500	700	800	(700)	-46.67%
63801	Studies/Reports	836	5,000	4,000	30,000	25,000	500.00%
64020	Computer Support/Maintenance	840	3,000	2,400	3,000	0	0.00%

The County of Grey
Tourism General Operating
2020 Budget
For the Twelve Months Ending
December 31, 2019

Account	Description	2018 ACTUAL	2019 BUDGET	2019 YEAR END PROJECTION	2020 BUDGET	2020 BUDGET to 2019 BUDGET Variance $	2020 BUDGET to 2019 BUDGET Variance %
64100	Legal Fees	$0	$0	$100	$0	$0	0.00%
64102	Professional & Consulting fees	11,790	15,000	17,300	15,000	0	0.00%
65200	Bank Charges	67	100	0	0	(100)	-100.00%
66000	Payments to Indiv. & Organiz'	7,362	0	0	15,000	15,000	100.00%
66350	Industry Engagement	0	10,000	15,100	12,000	2,000	20.00%
67012	Interfunc. Legal Fees	0	500	0	500	0	0.00%
67014	Interfunc. IS Costs	4,025	7,300	7,700	8,400	1,100	15.07%
69100	Transfer to Reserves	26,880	0	20,000	0	0	0.00%
	Total - Other Expenditures	***242,244***	***247,700***	***260,000***	***307,400***	***59,700***	***24.10%***
	TOTAL EXPENDITURE	***546,871***	***577,800***	***573,700***	***591,100***	***13,300***	***2.30%***
	NET REQUIREMENT	***532,469***	***551,800***	***558,000***	***538,600***	***(13,200)***	***-2.39%***

The County of Grey
Tourism - Regional Partnership
2020 Budget
For the Twelve Months Ending
December 31, 2019

Account	Description	2018 ACTUAL	2019 BUDGET	2019 YEAR END PROJECTION	2020 BUDGET	2020 BUDGET to 2019 BUDGET Variance $	2020 BUDGET to 2019 BUDGET Variance %
	REVENUE						
49400	Transfer From Reserve	($8,000)	$0	$0	$0	$0	0.00%
	TOTAL REVENUE	***(8,000)***	***0***	***0***	***0***	***0***	***0.00%***
	EXPENDITURE						
	Other Expenditures						
63000	Advertising	15,178	5,000	5,100	5,000	0	0.00%
63801	Studies/Reports	10,397	5,000	5,600	5,000	0	0.00%
66000	Payments to Indiv. & Organiz'	2,500	5,000	4,500	8,000	3,000	60.00%
	Total - Other Expenditures	***28,075***	***15,000***	***15,200***	***18,000***	***3,000***	***20.00%***
	TOTAL EXPENDITURE	***28,075***	***15,000***	***15,200***	***18,000***	***3,000***	***20.00%***
	NET REQUIREMENT	***20,075***	***15,000***	***15,200***	***18,000***	***3,000***	***20.00%***

The County of Grey
Tourism - Research & Data Analyst Project
2020 Budget
For the Twelve Months Ending
December 31, 2019

Account	Description	2018 ACTUAL	2019 BUDGET	2019 YEAR END PROJECTION	2020 BUDGET	2020 BUDGET to 2019 BUDGET Variance $	2020 BUDGET to 2019 BUDGET Variance %
	REVENUE						
49400	Transfer From Reserve	$0	($20,000)	$0	$0	$20,000	-100.00%
51100	Provincial Conditional Grant	0	(60,000)	0	0	60,000	-100.00%
54040	Cost Recoveries	0	(35,000)	0	0	35,000	-100.00%
	TOTAL REVENUE	***0***	***(115,000)***	***0***	***0***	***115,000***	***-100.00%***
	EXPENDITURE						
	Salaries and Wages						
61000	Salaries and Wages	0	70,900	0	0	(70,900)	-100.00%
	Total - Salaries & Wages	***0***	***70,900***	***0***	***0***	***(70,900)***	***-100.00%***
	Employee Benefits						
61220	CPP	0	2,800	0	0	(2,800)	-100.00%
61221	EI	0	1,100	0	0	(1,100)	-100.00%
61222	WSIB Premiums	0	1,000	0	0	(1,000)	-100.00%
61224	EHT	0	1,400	0	0	(1,400)	-100.00%
	Total - Employee Benefits	***0***	***6,300***	***0***	***0***	***(6,300)***	***-100.00%***
	Total Salaries and Benefits	***0***	***77,200***	***0***	***0***	***(77,200)***	***-100.00%***
	Other Expenditures						
63041	Computer Purchases	0	5,000	0	0	(5,000)	-100.00%
63708	Licenses and Fees	0	37,800	0	0	(37,800)	-100.00%
69100	Transfer to Reserves	0	0	5,000	0	0	0.00%
	Total - Other Expenditures	***0***	***42,800***	***5,000***	***0***	***(42,800)***	***-100.00%***
	TOTAL EXPENDITURE	***0***	***120,000***	***5,000***	***0***	***(120,000)***	***-100.00%***
	NET REQUIREMENT	***0***	***5,000***	***5,000***	***0***	***(5,000)***	***-100.00%***

The County of Grey
Tourism Capital
2020 Budget
For the Twelve Months Ending
December 31, 2019

Account	Description	2018 ACTUAL	2019 BUDGET	2019 YEAR END PROJECTION	2020 BUDGET	2020 BUDGET to 2019 BUDGET Variance $	2020 BUDGET to 2019 BUDGET Variance %
	REVENUE						
49400	Transfer From Reserve	($23,562)	$0	$0	$0	$0	0.00%
54058	Sponsorship	0	(6,360)	(6,000)	(1,300)	5,060	-79.56%
	TOTAL REVENUE	***(23,562)***	***(6,360)***	***(6,000)***	***(1,300)***	***5,060***	***-79.56%***
	EXPENDITURE						
	Other Expenditures						
63047	Vehicle Purchases	23,562	0	0	0	0	0.00%
69100	Transfer to Reserves	0	26,820	26,800	12,000	(14,820)	-55.26%
	Total - Other Expenditures	***23,562***	***26,820***	***26,800***	***12,000***	***(14,820)***	***-55.26%***
	TOTAL EXPENDITURE	***23,562***	***26,820***	***26,800***	***12,000***	***(14,820)***	***-55.26%***
	NET REQUIREMENT	***0***	***20,460***	***20,800***	***10,700***	***(9,760)***	***-47.70%***

COUNTY OF GREY
GREY ROOTS
2020 BUDGET NET DEPARTMENT REQUIREMENT SUMMARY

OPERATING SUMMARY

	2018	2019		2020			Net Budget Change	
	Actual	Budgeted Levy	Year End Projection	Revenue	Budgeted Expenditure	Levy	2020 Budget vs 2019 Budget Variance $	Variance %
Administration Building Operating	$77,988	$77,700	$83,300	$0	$76,500	$76,500	($1,200)	-1.54%
Archives Operating	$219,965	$210,200	$205,000	($8,500)	$218,500	$210,000	($200)	-0.10%
Museum Administration Operating	$599,992	$613,400	$607,000	($67,500)	$579,100	$511,600	($101,800)	-16.60%
Moreston Village Operating	$30,217	$31,000	$19,700	($12,500)	$36,500	$24,000	($7,000)	-22.58%
Collection Management Operating	$191,313	$201,250	$199,400	($7,500)	$212,000	$204,500	$3,250	1.61%
Heritage Interpretation Operating	$275,848	$354,155	$333,700	($134,500)	$488,000	$353,500	($655)	-0.18%
Marketing & Promotions Operating	$170,167	$148,100	$160,700	($17,000)	$190,400	$173,400	$25,300	17.08%
Volunteer Services	$97,690	$104,200	$100,400	$0	$105,000	$105,000	$800	0.77%
Visitor Services	$113,952	$125,400	$109,700	($16,400)	$124,100	$107,700	($17,700)	-14.11%
Total Operating	**$1,777,132**	**$1,865,405**	**$1,818,900**	**($263,900)**	**$2,030,100**	**$1,766,200**	**($99,205)**	**-5.32%**

CAPITAL SUMMARY

	2018	2019		2020			Net Budget Change	
	Actual	Budgeted Levy	Year End Projection	Revenue	Budgeted Expenditure	Levy	2020 Budget vs 2019 Budget Variance $	Variance %
Capital	$304,036	$308,700	$310,700	($160,400)	$475,300	$314,900	$6,200	2.01%
Total Capital	**$304,036**	**$308,700**	**$310,700**	**($160,400)**	**$475,300**	**$314,900**	**$6,200**	**2.01%**

OPERATING AND CAPITAL COMBINED SUMMARY

	2018	2019		2020			Net Budget Change	
	Actual	Budgeted Levy	Year End Projection	Revenue	Budgeted Expenditure	Levy	2020 Budget vs 2019 Budget Variance $	Variance %
Operations	$1,777,132	$1,865,405	$1,818,900	($263,900)	$2,030,100	$1,766,200	($99,205)	-5.32%
Capital	$304,036	$308,700	$310,700	($160,400)	$475,300	$314,900	$6,200	2.01%
Total - Operating & Capital Summary	**$2,081,168**	**$2,174,105**	**$2,129,600**	**($424,300)**	**$2,505,400**	**$2,081,100**	**($93,005)**	**-4.28%**

The County of Grey
Grey Roots Administration Building Operating
2020 Budget
For the Twelve Months Ending
December 31, 2019

Account	Description	2018 ACTUAL	2019 BUDGET	2019 YEAR END PROJECTION	2020 BUDGET	2020 BUDGET to 2019 BUDGET Variance $	2020 BUDGET to 2019 BUDGET Variance %
	REVENUE						
49300	Sale of Assets	($242)	$0	$0	$0	$0	0.00%
54070	Miscellaneous	(5,600)	0	0	0	0	0.00%
	TOTAL REVENUE	***(5,842)***	***0***	***0***	***0***	***0***	***0.00%***
	EXPENDITURE						
	Salaries and Wages						
61000	Salaries and Wages	22,956	0	5,600	0	0	0.00%
	Total - Salaries & Wages	***22,956***	***0***	***5,600***	***0***	***0***	***0.00%***
	Employee Benefits						
61220	CPP	1,043	0	300	0	0	0.00%
61221	EI	467	0	100	0	0	0.00%
61222	WSIB Premiums	306	0	100	0	0	0.00%
61223	OMERS	2,099	0	500	0	0	0.00%
61224	EHT	448	0	100	0	0	0.00%
61225	Group Benefits	862	0	900	0	0	0.00%
61228	Boot Allowance	0	0	100	0	0	0.00%
	Total - Employee Benefits	***5,225***	***0***	***2,100***	***0***	***0***	***0.00%***
	Total Salaries and Benefits	***28,181***	***0***	***7,700***	***0***	***0***	***0.00%***
	Other Expenditures						
63070	Other Materials & Services	23	0	0	0	0	0.00%
63310	Travel & Meal Expenses	345	0	0	0	0	0.00%
63401	Cleaning Supplies	6,377	8,000	3,100	6,500	(1,500)	-18.75%
63403	Maintenance of Buildings	24,214	25,000	30,000	25,000	0	0.00%
63428	Tools and Equipment Rentals	1,153	3,500	2,000	2,500	(1,000)	-28.57%
63440	Heat	7,569	8,500	8,400	8,500	0	0.00%
63441	Hydro/Water	120,733	120,000	128,500	120,000	0	0.00%
63450	Maintenance of Equipment	51,789	28,000	38,300	28,000	0	0.00%
63467	Water Regulatory Mtce	5,161	6,500	7,200	6,500	0	0.00%
63485	Maintenance of Grounds	14,285	14,000	15,500	14,000	0	0.00%
64401	Cleaning Contracts	2,783	45,000	37,100	45,000	0	0.00%
64403	General Hdwr - Repairs & Supp.	7,530	8,500	7,700	8,500	0	0.00%
64486	Snow Removal	19,910	21,000	25,000	25,000	4,000	19.05%
65110	Insurance	24,177	22,900	22,900	16,700	(6,200)	-27.07%
67006	Interfunc. Maintenance Costs	(230,400)	(233,200)	(250,100)	(229,700)	3,500	-1.50%
	Total - Other Expenditures	***55,649***	***77,700***	***75,600***	***76,500***	***(1,200)***	***-1.54%***
	TOTAL EXPENDITURE	***83,830***	***77,700***	***83,300***	***76,500***	***(1,200)***	***-1.54%***
	NET REQUIREMENT	***77,988***	***77,700***	***83,300***	***76,500***	***(1,200)***	***-1.54%***

The County of Grey
Grey Roots Archives Operating
2020 Budget
For the Twelve Months Ending
December 31, 2019

Account	Description	2018 ACTUAL	2019 BUDGET	2019 YEAR END PROJECTION	2020 BUDGET	2020 BUDGET to 2019 BUDGET Variance $	2020 BUDGET to 2019 BUDGET Variance %
	REVENUE						
49300	Sale of Assets	($546)	$0	$0	$0	$0	0.00%
52020	Federal Wage Subsidies	(6,800)	(4,500)	(6,700)	(4,500)	0	0.00%
54000	Admin Services	(802)	(1,000)	(900)	(1,000)	0	0.00%
54013	Research	(506)	(500)	(200)	(500)	0	0.00%
54050	Donations	(2,640)	(2,500)	(2,500)	(2,500)	0	0.00%
	TOTAL REVENUE	***(11,294)***	***(8,500)***	***(10,300)***	***(8,500)***	***0***	***0.00%***
	EXPENDITURE						
	Salaries and Wages						
61000	Salaries and Wages	164,284	146,100	148,600	142,600	(3,500)	-2.40%
61009	Salary Recoveries	(150)	0	0	0	0	0.00%
	Total - Salaries & Wages	***164,134***	***146,100***	***148,600***	***142,600***	***(3,500)***	***-2.40%***
	Employee Benefits						
61220	CPP	5,860	6,300	6,300	6,300	0	0.00%
61221	EI	2,781	2,600	2,600	2,200	(400)	-15.38%
61222	WSIB Premiums	2,015	2,200	2,000	1,900	(300)	-13.64%
61223	OMERS	8,921	11,200	11,200	17,400	6,200	55.36%
61224	EHT	2,954	2,900	2,900	2,800	(100)	-3.45%
61225	Group Benefits	16,444	16,900	17,600	17,500	600	3.55%
61260	Service Awards	0	0	0	200	200	100.00%
	Total - Employee Benefits	***38,975***	***42,100***	***42,600***	***48,300***	***6,200***	***14.73%***
	Total Salaries and Benefits	***203,109***	***188,200***	***191,200***	***190,900***	***2,700***	***1.43%***
	Other Expenditures						
63010	Association/Membership Fees	225	250	300	300	50	20.00%
63020	Computer Support/Maintenance	0	200	0	0	(200)	-100.00%
63026	Computer Software	0	0	0	200	200	100.00%
63030	Copying & Printing	1,142	2,000	900	1,500	(500)	-25.00%
63040	Equip/Furniture Maintenance	4,929	3,000	800	2,000	(1,000)	-33.33%
63041	Computer Purchases	1,061	2,700	1,000	0	(2,700)	-100.00%
63042	Equip/Furniture Purchases	0	0	400	0	0	0.00%
63060	Office & Charting Supplies	229	300	200	300	0	0.00%
63063	Postage/Courier/Freight	334	400	200	400	0	0.00%
63064	Subscriptions & Publications	243	300	300	300	0	0.00%
63070	Other Materials & Services	141	200	0	200	0	0.00%
63300	Staff Training and Development	0	600	200	600	0	0.00%
63310	Travel & Meal Expenses	935	1,000	900	1,000	0	0.00%
63320	Conferences	230	500	400	500	0	0.00%
63752	Conservation and Displays	7,352	4,750	5,800	4,800	50	1.05%
63757	Special Events	1,842	2,000	1,600	3,000	1,000	50.00%
63760	Acquisitions	1,625	1,000	1,200	1,000	0	0.00%
63762	Uniforms	0	100	0	100	0	0.00%
64020	Computer Support/Maintenance	3,447	4,900	3,500	4,900	0	0.00%
64102	Professional & Consulting fees	0	300	400	300	0	0.00%
67014	Interfunc. IS Costs	2,415	4,000	4,000	4,200	200	5.00%
69100	Transfer to Reserves	2,000	2,000	2,000	2,000	0	0.00%
	Total - Other Expenditures	***28,150***	***30,500***	***24,100***	***27,600***	***(2,900)***	***-9.51%***
	TOTAL EXPENDITURE	***231,259***	***218,700***	***215,300***	***218,500***	***(200)***	***-0.09%***
	NET REQUIREMENT	***219,965***	***210,200***	***205,000***	***210,000***	***(200)***	***-0.10%***

The County of Grey
Grey Roots Museum Administration Operating
2020 Budget
For the Twelve Months Ending
December 31, 2019

Account	Description	2018 ACTUAL	2019 BUDGET	2019 YEAR END PROJECTION	2020 BUDGET	2020 BUDGET to 2019 BUDGET Variance $	2020 BUDGET to 2019 BUDGET Variance %
	REVENUE						
51100	Provincial Conditional Grant	($63,534)	($63,500)	($63,500)	($63,500)	$0	0.00%
51120	Provincial Wage Subsidy	0	(600)	0	0	600	-100.00%
52020	Federal Wage Subsidies	(1,680)	0	0	0	0	0.00%
54050	Donations	(3,126)	(2,000)	(3,600)	(2,000)	0	0.00%
54052	Donations In-Kind	(3,689)	(2,000)	(2,000)	(2,000)	0	0.00%
	TOTAL REVENUE	***(72,029)***	***(68,100)***	***(69,100)***	***(67,500)***	***600***	***-0.88%***
	EXPENDITURE						
	Salaries and Wages						
61000	Salaries and Wages	292,082	295,500	289,000	224,000	(71,500)	-24.20%
61003	Overtime Wages	326	0	300	0	0	0.00%
	Total - Salaries & Wages	***292,408***	***295,500***	***289,300***	***224,000***	***(71,500)***	***-24.20%***
	Employee Benefits						
61220	CPP	10,919	11,200	11,000	9,200	(2,000)	-17.86%
61221	EI	4,469	4,400	4,100	3,400	(1,000)	-22.73%
61222	WSIB Premiums	3,781	4,100	3,800	3,000	(1,100)	-26.83%
61223	OMERS	28,127	29,100	28,700	21,300	(7,800)	-26.80%
61224	EHT	5,726	5,800	5,700	4,400	(1,400)	-24.14%
61225	Group Benefits	33,783	36,600	35,800	26,900	(9,700)	-26.50%
61228	Boot Allowance	271	0	300	0	0	0.00%
61260	Service Awards	0	400	500	0	(400)	-100.00%
	Total - Employee Benefits	***87,076***	***91,600***	***89,900***	***68,200***	***(23,400)***	***-25.55%***
	Total Salaries and Benefits	***379,484***	***387,100***	***379,200***	***292,200***	***(94,900)***	***-24.52%***
	Other Expenditures						
63000	Advertising	77	0	0	0	0	0.00%
63010	Association/Membership Fees	1,806	1,500	2,000	1,500	0	0.00%
63024	LAN Maintenance	10,380	13,000	0	0	(13,000)	-100.00%
63026	Computer Software	0	500	0	500	0	0.00%
63030	Copying & Printing	3,222	3,000	3,600	3,000	0	0.00%
63040	Equip/Furniture Maintenance	0	3,000	1,000	3,000	0	0.00%
63041	Computer Purchases	1,261	1,700	1,700	3,800	2,100	123.53%
63042	Equip/Furniture Purchases	8,253	3,000	2,800	3,000	0	0.00%
63051	Telephone	2,302	3,000	3,100	3,000	0	0.00%
63052	Cellular	2,761	1,400	2,800	2,000	600	42.86%
63060	Office & Charting Supplies	1,099	1,000	1,100	1,000	0	0.00%
63063	Postage/Courier/Freight	1,550	2,000	1,200	1,500	(500)	-25.00%
63064	Subscriptions & Publications	245	400	200	400	0	0.00%
63070	Other Materials & Services	1,124	1,500	500	1,000	(500)	-33.33%
63075	Health & Safety Costs	1,624	1,500	1,500	1,500	0	0.00%
63300	Staff Training and Development	718	2,500	100	7,000	4,500	180.00%
63310	Travel & Meal Expenses	4,297	4,000	3,100	4,000	0	0.00%
63320	Conferences	1,152	1,200	400	1,200	0	0.00%
63428	Tools and Equipment Rentals	131	0	0	0	0	0.00%
63450	Maintenance of Equipment	0	0	0	100	100	100.00%
63603	Vehicle Operations	2,813	3,000	2,300	3,000	0	0.00%
63762	Uniforms	0	300	0	300	0	0.00%
63769	Acquisitions In Kind	3,689	0	0	0	0	0.00%
64020	Computer Support/Maintenance	0	300	0	300	0	0.00%
64102	Professional & Consulting fees	0	0	3,900	0	0	0.00%
64401	Cleaning Contracts	611	0	0	0	0	0.00%
64419	Waste Removal	846	500	900	1,000	500	100.00%

The County of Grey
Grey Roots Museum Administration Operating
2020 Budget
For the Twelve Months Ending
December 31, 2019

Account	Description	2018 ACTUAL	2019 BUDGET	2019 YEAR END PROJECTION	2020 BUDGET	2020 BUDGET to 2019 BUDGET Variance $	2020 BUDGET to 2019 BUDGET Variance %
65200	Bank Charges	$3,359	$2,500	$3,800	$3,000	$500	20.00%
67006	Interfunc. Maintenance Costs	230,400	233,200	250,100	229,700	(3,500)	-1.50%
67013	Interfunc. Audit Fees	597	600	600	600	0	0.00%
67014	Interfunc. IS Costs	3,220	4,800	5,200	6,500	1,700	35.42%
69100	Transfer to Reserves	5,000	5,000	5,000	5,000	0	0.00%
	Total - Other Expenditures	***292,537***	***294,400***	***296,900***	***286,900***	***(7,500)***	***-2.55%***
	TOTAL EXPENDITURE	***672,021***	***681,500***	***676,100***	***579,100***	***(102,400)***	***-15.03%***
	NET REQUIREMENT	***599,992***	***613,400***	***607,000***	***511,600***	***(101,800)***	***-16.60%***

The County of Grey
Grey Roots - Museum - Moreston Village Operating
2020 Budget
For the Twelve Months Ending
December 31, 2019

Account	Description	2018 ACTUAL	2019 BUDGET	2019 YEAR END PROJECTION	2020 BUDGET	2020 BUDGET to 2019 BUDGET Variance $	2020 BUDGET to 2019 BUDGET Variance %
	REVENUE						
49400	Transfer From Reserve	($4,000)	($9,000)	($4,000)	($10,000)	($1,000)	11.11%
54050	Donations	(14,000)	(2,500)	(2,600)	(2,500)	0	0.00%
54069	Donation In Kind - Acquisitions	(350)	0	0	0	0	0.00%
	TOTAL REVENUE	***(18,350)***	***(11,500)***	***(6,600)***	***(12,500)***	***(1,000)***	***8.70%***
	EXPENDITURE						
	Other Expenditures						
63403	Maintenance of Buildings	13,269	13,000	6,000	10,000	(3,000)	-23.08%
63428	Tools and Equipment Rentals	1,856	1,000	1,300	1,000	0	0.00%
63441	Hydro/Water	3,804	3,500	3,100	3,000	(500)	-14.29%
63451	Maintenance of Steam Engine	2,344	1,500	800	1,500	0	0.00%
63456	Maintenance of Heritage Autos	12,015	7,500	7,400	5,000	(2,500)	-33.33%
63457	Maintenance Heritage Railway	7,261	6,000	900	12,000	6,000	100.00%
63485	Maintenance of Grounds	168	10,000	6,800	4,000	(6,000)	-60.00%
63531	Other Expenditure Recovery	(2,500)	0	0	0	0	0.00%
63769	Acquisitions In Kind	350	0	0	0	0	0.00%
69100	Transfer to Reserves	10,000	0	0	0	0	0.00%
	Total - Other Expenditures	***48,567***	***42,500***	***26,300***	***36,500***	***(6,000)***	***-14.12%***
	TOTAL EXPENDITURE	***48,567***	***42,500***	***26,300***	***36,500***	***(6,000)***	***-14.12%***
	NET REQUIREMENT	***30,217***	***31,000***	***19,700***	***24,000***	***(7,000)***	***-22.58%***

The County of Grey
Grey Roots Museum Collection Management Operating
2020 Budget
For the Twelve Months Ending
December 31, 2019

Account	Description	2018 ACTUAL	2019 BUDGET	2019 YEAR END PROJECTION	2020 BUDGET	2020 BUDGET to 2019 BUDGET Variance $	2020 BUDGET to 2019 BUDGET Variance %
	REVENUE						
49300	Sale of Assets	($3,618)	$0	($300)	$0	$0	0.00%
52020	Federal Wage Subsidies	(4,983)	(4,500)	(6,600)	(4,500)	0	0.00%
54040	Cost Recoveries	(23)	0	0	0	0	0.00%
54050	Donations	0	0	0	(3,000)	(3,000)	100.00%
	TOTAL REVENUE	***(8,624)***	***(4,500)***	***(6,900)***	***(7,500)***	***(3,000)***	***66.67%***
	EXPENDITURE						
	Salaries and Wages						
61000	Salaries and Wages	140,262	141,800	143,000	146,000	4,200	2.96%
	Total - Salaries & Wages	***140,262***	***141,800***	***143,000***	***146,000***	***4,200***	***2.96%***
	Employee Benefits						
61220	CPP	5,592	5,900	5,800	6,200	300	5.08%
61221	EI	2,250	2,300	2,300	2,200	(100)	-4.35%
61222	WSIB Premiums	1,874	2,100	2,000	2,000	(100)	-4.76%
61223	OMERS	12,996	13,200	13,200	13,400	200	1.52%
61224	EHT	2,747	2,800	2,800	2,900	100	3.57%
61225	Group Benefits	13,373	14,400	14,200	14,300	(100)	-0.69%
	Total - Employee Benefits	***38,832***	***40,700***	***40,300***	***41,000***	***300***	***0.74%***
	Total Salaries and Benefits	***179,094***	***182,500***	***183,300***	***187,000***	***4,500***	***2.47%***
	Other Expenditures						
63041	Computer Purchases	1,061	3,300	3,400	0	(3,300)	-100.00%
63052	Cellular	0	0	100	400	400	100.00%
63070	Other Materials & Services	430	0	100	0	0	0.00%
63300	Staff Training and Development	618	500	600	600	100	20.00%
63310	Travel & Meal Expenses	1,217	1,000	2,200	1,000	0	0.00%
63428	Tools and Equipment Rentals	0	0	0	500	500	100.00%
63752	Conservation and Displays	2,939	5,250	5,600	5,300	50	0.95%
63760	Acquisitions	3,707	2,500	2,400	2,500	0	0.00%
63762	Uniforms	0	200	200	200	0	0.00%
64020	Computer Support/Maintenance	1,335	1,400	600	1,400	0	0.00%
64102	Professional & Consulting fees	247	2,500	2,000	2,500	0	0.00%
64406	Pest Control	898	1,000	1,000	1,000	0	0.00%
64602	Moving Artifacts	5,171	2,000	1,200	5,000	3,000	150.00%
67014	Interfunc. IS Costs	3,220	3,600	3,600	4,600	1,000	27.78%
	Total - Other Expenditures	***20,843***	***23,250***	***23,000***	***25,000***	***1,750***	***7.53%***
	TOTAL EXPENDITURE	***199,937***	***205,750***	***206,300***	***212,000***	***6,250***	***3.04%***
	NET REQUIREMENT	***191,313***	***201,250***	***199,400***	***204,500***	***3,250***	***1.61%***

The County of Grey
Grey Roots Museum Heritage Interpretation Operating
2020 Budget
For the Twelve Months Ending
December 31, 2019

Account	Description	2018 ACTUAL	2019 BUDGET	2019 YEAR END PROJECTION	2020 BUDGET	2020 BUDGET to 2019 BUDGET Variance $	2020 BUDGET to 2019 BUDGET Variance %
	REVENUE						
49400	Transfer From Reserve	($10,000)	($15,000)	$0	($17,500)	($2,500)	16.67%
51120	Provincial Wage Subsidy	0	(1,500)	0	0	1,500	-100.00%
52000	Federal Conditional Grant	(21,660)	0	(24,900)	0	0	0.00%
52020	Federal Wage Subsidies	(20,502)	(11,160)	(10,900)	(6,500)	4,660	-41.76%
54002	Historica Fair	(950)	(1,000)	(900)	(1,000)	0	0.00%
54010	Admissions	(43,292)	(60,000)	(45,700)	(55,000)	5,000	-8.33%
54032	Exhibit Rentals	0	(500)	0	(500)	0	0.00%
54050	Donations	0	0	(1,800)	0	0	0.00%
54051	Memberships	(20,900)	0	0	0	0	0.00%
54052	Donations In-Kind	(68)	0	0	0	0	0.00%
54070	Miscellaneous	(15,000)	0	(1,500)	0	0	0.00%
54130	Admissions - Educational Groups	(15,419)	(11,000)	(11,600)	(11,000)	0	0.00%
54132	Admissions - Educational Daycamp	(26,969)	(25,000)	(28,300)	(26,000)	(1,000)	4.00%
54133	Admissions - Special Events	(20,135)	(10,000)	(17,400)	(15,000)	(5,000)	50.00%
54134	Admissions - General Group	(1,029)	(2,000)	(1,200)	(2,000)	0	0.00%
	TOTAL REVENUE	***(195,924)***	***(137,160)***	***(144,200)***	***(134,500)***	***2,660***	***-1.94%***
	EXPENDITURE						
	Salaries and Wages						
61000	Salaries and Wages	237,928	258,900	252,700	256,000	(2,900)	-1.12%
61003	Overtime Wages	203	0	400	0	0	0.00%
	Total - Salaries & Wages	***238,131***	***258,900***	***253,100***	***256,000***	***(2,900)***	***-1.12%***
	Employee Benefits						
61220	CPP	10,619	11,200	11,100	11,600	400	3.57%
61221	EI	5,005	5,100	4,700	4,400	(700)	-13.73%
61222	WSIB Premiums	3,175	3,700	3,400	3,500	(200)	-5.41%
61223	OMERS	16,503	19,100	21,200	18,400	(700)	-3.66%
61224	EHT	4,653	5,000	5,000	5,000	0	0.00%
61225	Group Benefits	24,424	24,000	25,500	25,800	1,800	7.50%
	Total - Employee Benefits	***64,379***	***68,100***	***70,900***	***68,700***	***600***	***0.88%***
	Total Salaries and Benefits	***302,510***	***327,000***	***324,000***	***324,700***	***(2,300)***	***-0.70%***
	Other Expenditures						
63020	Computer Support/Maintenance	1,039	900	500	900	0	0.00%
63041	Computer Purchases	1,061	4,300	3,600	2,100	(2,200)	-51.16%
63063	Postage/Courier/Freight	0	0	100	0	0	0.00%
63070	Other Materials & Services	3,060	3,500	3,500	3,500	0	0.00%
63132	Day Camp Expenses	3,087	3,500	3,500	3,500	0	0.00%
63133	Historica Fair	869	1,000	1,000	1,000	0	0.00%
63135	New Horizons	0	0	8,600	0	0	0.00%
63300	Staff Training and Development	793	2,000	500	2,000	0	0.00%
63310	Travel & Meal Expenses	765	2,500	600	2,500	0	0.00%
63750	Brochures/Books	657	0	100	0	0	0.00%
63751	Costumes	2,880	3,000	3,000	3,000	0	0.00%
63757	Special Events	18,617	20,000	18,000	17,500	(2,500)	-12.50%
63761	Exhibits	84,727	80,000	84,600	80,000	0	0.00%
63762	Uniforms	257	550	500	600	50	9.09%
63764	Educational Programs	4,947	5,000	4,500	5,000	0	0.00%
63770	In House Exhibits	17,934	30,000	10,400	30,000	0	0.00%
64102	Professional & Consulting fees	7,479	0	0	0	0	0.00%
67000	Interfunc. Admin Charges	0	(2,500)	0	0	2,500	-100.00%
67014	Interfunc. IS Costs	4,025	8,500	8,900	9,700	1,200	14.12%

The County of Grey
Grey Roots Museum Heritage Interpretation Operating
2020 Budget
For the Twelve Months Ending
December 31, 2019

Account	Description	2018 ACTUAL	2019 BUDGET	2019 YEAR END PROJECTION	2020 BUDGET	2020 BUDGET to 2019 BUDGET Variance $	2020 BUDGET to 2019 BUDGET Variance %
69100	Transfer to Reserves	$17,065	$2,065	$2,000	$2,000	($65)	-3.15%
	Total - Other Expenditures	***169,262***	***164,315***	***153,900***	***163,300***	***(1,015)***	***-0.62%***
	TOTAL EXPENDITURE	***471,772***	***491,315***	***477,900***	***488,000***	***(3,315)***	***-0.67%***
	NET REQUIREMENT	***275,848***	***354,155***	***333,700***	***353,500***	***(655)***	***-0.18%***

The County of Grey
Grey Roots Museum Marketing & Promotions Operating
2020 Budget
For the Twelve Months Ending
December 31, 2019

Account	Description	2018 ACTUAL	2019 BUDGET	2019 YEAR END PROJECTION	2020 BUDGET	2020 BUDGET to 2019 BUDGET Variance $	2020 BUDGET to 2019 BUDGET Variance %
	REVENUE						
54016	Fundraising Revenue	$0	($10,000)	$0	$0	$10,000	-100.00%
54050	Donations	(4,632)	0	0	0	0	0.00%
54051	Memberships	0	(17,000)	(16,200)	(17,000)	0	0.00%
54058	Sponsorship	0	(5,000)	0	0	5,000	-100.00%
	TOTAL REVENUE	***(4,632)***	***(32,000)***	***(16,200)***	***(17,000)***	***15,000***	***-46.88%***
	EXPENDITURE						
	Salaries and Wages						
61000	Salaries and Wages	65,589	69,300	69,300	80,000	10,700	15.44%
61003	Overtime Wages	54	0	0	0	0	0.00%
	Total - Salaries & Wages	***65,643***	***69,300***	***69,300***	***80,000***	***10,700***	***15.44%***
	Employee Benefits						
61220	CPP	2,611	2,800	2,700	3,300	500	17.86%
61221	EI	1,024	1,100	1,000	1,200	100	9.09%
61222	WSIB Premiums	877	1,000	900	1,100	100	10.00%
61223	OMERS	6,475	7,000	6,900	7,100	100	1.43%
61224	EHT	1,286	1,400	1,400	1,600	200	14.29%
61225	Group Benefits	8,278	9,100	8,900	9,000	(100)	-1.10%
	Total - Employee Benefits	***20,551***	***22,400***	***21,800***	***23,300***	***900***	***4.02%***
	Total Salaries and Benefits	***86,194***	***91,700***	***91,100***	***103,300***	***11,600***	***12.65%***
	Other Expenditures						
63002	Advert. and Promo Sponsorships	7,921	9,000	9,300	9,000	0	0.00%
63003	Print Advertising	23,970	20,000	18,700	20,000	0	0.00%
63005	Radio Advertising	31,191	18,000	22,000	18,000	0	0.00%
63008	Internet Advertising (Mtce/Development	7,817	7,500	9,800	7,500	0	0.00%
63010	Association/Membership Fees	0	500	0	500	0	0.00%
63020	Computer Support/Maintenance	1,291	1,200	1,300	1,200	0	0.00%
63030	Copying & Printing	524	1,000	700	1,000	0	0.00%
63041	Computer Purchases	204	0	0	0	0	0.00%
63052	Cellular	0	400	200	400	0	0.00%
63063	Postage/Courier/Freight	963	1,000	1,200	1,000	0	0.00%
63300	Staff Training and Development	957	1,000	100	500	(500)	-50.00%
63310	Travel & Meal Expenses	1,039	1,500	800	1,000	(500)	-33.33%
63320	Conferences	330	500	600	500	0	0.00%
63708	Licenses and Fees	0	0	100	0	0	0.00%
63750	Brochures/Books	2,571	2,500	1,100	2,500	0	0.00%
63754	Promotion & Public Relations	409	1,000	300	1,000	0	0.00%
63756	Signs	6,725	10,000	10,800	10,000	0	0.00%
63757	Special Events	395	5,000	1,600	5,000	0	0.00%
63762	Uniforms	0	100	0	100	0	0.00%
63768	Membership Programs	1,127	2,000	1,000	2,000	0	0.00%
64102	Professional & Consulting fees	366	5,000	5,000	4,000	(1,000)	-20.00%
67014	Interfunc. IS Costs	805	1,200	1,200	1,900	700	58.33%
	Total - Other Expenditures	***88,605***	***88,400***	***85,800***	***87,100***	***(1,300)***	***-1.47%***
	TOTAL EXPENDITURE	***174,799***	***180,100***	***176,900***	***190,400***	***10,300***	***5.72%***
	NET REQUIREMENT	***170,167***	***148,100***	***160,700***	***173,400***	***25,300***	***17.08%***

The County of Grey
Grey Roots - Volunteer Services
2020 Budget
For the Twelve Months Ending
December 31, 2019

Account	Description	2018 ACTUAL	2019 BUDGET	2019 YEAR END PROJECTION	2020 BUDGET	2020 BUDGET to 2019 BUDGET Variance $	2020 BUDGET to 2019 BUDGET Variance %
	EXPENDITURE						
	Salaries and Wages						
61000	Salaries and Wages	$66,461	$68,400	$68,400	$69,700	$1,300	1.90%
	Total - Salaries & Wages	***66,461***	***68,400***	***68,400***	***69,700***	***1,300***	***1.90%***
	Employee Benefits						
61220	CPP	2,573	2,800	2,700	2,900	100	3.57%
61221	EI	1,008	1,100	1,000	1,000	(100)	-9.09%
61222	WSIB Premiums	888	1,000	900	1,000	0	0.00%
61223	OMERS	6,639	6,800	6,800	6,900	100	1.47%
61224	EHT	1,302	1,300	1,400	1,400	100	7.69%
61225	Group Benefits	8,295	9,000	8,900	8,900	(100)	-1.11%
61260	Service Awards	0	200	200	0	(200)	-100.00%
	Total - Employee Benefits	***20,705***	***22,200***	***21,900***	***22,100***	***(100)***	***-0.45%***
	Total Salaries and Benefits	***87,166***	***90,600***	***90,300***	***91,800***	***1,200***	***1.32%***
	Other Expenditures						
63041	Computer Purchases	0	1,100	0	0	(1,100)	-100.00%
63300	Staff Training and Development	229	500	100	500	0	0.00%
63309	Volunteer Recognition	5,781	7,000	6,000	7,000	0	0.00%
63310	Travel & Meal Expenses	1,393	1,000	300	1,000	0	0.00%
63762	Uniforms	212	0	0	0	0	0.00%
64020	Computer Support/Maintenance	813	1,000	700	1,000	0	0.00%
66000	Payments to Indiv. & Organiz'	486	500	500	500	0	0.00%
67014	Interfunc. IS Costs	1,610	2,500	2,500	3,200	700	28.00%
	Total - Other Expenditures	***10,524***	***13,600***	***10,100***	***13,200***	***(400)***	***-2.94%***
	TOTAL EXPENDITURE	***97,690***	***104,200***	***100,400***	***105,000***	***800***	***0.77%***
	NET REQUIREMENT	***97,690***	***104,200***	***100,400***	***105,000***	***800***	***0.77%***

The County of Grey
Grey Roots Visitor Services Operating
2020 Budget
For the Twelve Months Ending
December 31, 2019

Account	Description	2018 ACTUAL	2019 BUDGET	2019 YEAR END PROJECTION	2020 BUDGET	2020 BUDGET to 2019 BUDGET Variance $	2020 BUDGET to 2019 BUDGET Variance %
	REVENUE						
52020	Federal Wage Subsidies	($1,680)	$0	($2,000)	$0	$0	0.00%
54031	Building Rentals	(1,588)	(1,500)	(6,600)	(4,000)	(2,500)	166.67%
54105	Retail Sales	(31,000)	(25,000)	(28,700)	(30,000)	(5,000)	20.00%
54107	Cost of Goods Sold (Gift Shop)	18,790	14,000	16,400	17,500	3,500	25.00%
54108	Inventory Write Offs	401	100	100	100	0	0.00%
	TOTAL REVENUE	***(15,077)***	***(12,400)***	***(20,800)***	***(16,400)***	***(4,000)***	***32.26%***
	EXPENDITURE						
	Salaries and Wages						
61000	Salaries and Wages	102,768	106,900	100,000	96,300	(10,600)	-9.92%
	Total - Salaries & Wages	***102,768***	***106,900***	***100,000***	***96,300***	***(10,600)***	***-9.92%***
	Employee Benefits						
61220	CPP	3,870	4,700	3,700	4,600	(100)	-2.13%
61221	EI	2,286	2,400	2,200	2,000	(400)	-16.67%
61222	WSIB Premiums	1,369	1,500	1,400	1,300	(200)	-13.33%
61223	OMERS	6,611	7,100	5,700	5,500	(1,600)	-22.54%
61224	EHT	2,006	2,100	2,000	1,900	(200)	-9.52%
61225	Group Benefits	3,847	4,100	4,200	4,000	(100)	-2.44%
61260	Service Awards	0	0	0	200	200	100.00%
	Total - Employee Benefits	***19,989***	***21,900***	***19,200***	***19,500***	***(2,400)***	***-10.96%***
	Total Salaries and Benefits	***122,757***	***128,800***	***119,200***	***115,800***	***(13,000)***	***-10.09%***
	Other Expenditures						
63041	Computer Purchases	1,061	1,100	3,600	0	(1,100)	-100.00%
63300	Staff Training and Development	0	1,000	200	800	(200)	-20.00%
63310	Travel & Meal Expenses	0	400	100	400	0	0.00%
63755	Gift Shop Purchases	559	1,000	1,000	1,000	0	0.00%
63762	Uniforms	266	400	400	400	0	0.00%
64020	Computer Support/Maintenance	2,776	1,000	1,900	1,000	0	0.00%
67014	Interfunc. IS Costs	1,610	4,100	4,100	4,700	600	14.63%
	Total - Other Expenditures	***6,272***	***9,000***	***11,300***	***8,300***	***(700)***	***-7.78%***
	TOTAL EXPENDITURE	***129,029***	***137,800***	***130,500***	***124,100***	***(13,700)***	***-9.94%***
	NET REQUIREMENT	***113,952***	***125,400***	***109,700***	***107,700***	***(17,700)***	***-14.11%***

The County of Grey
Grey Roots Capital Summary
2020 Budget
For the Twelve Months Ending
December 31, 2019

Account	Description	2018 ACTUAL	2019 BUDGET	2019 YEAR END PROJECTION	2020 BUDGET	2020 BUDGET to 2019 BUDGET Variance $	2020 BUDGET to 2019 BUDGET Variance %
	REVENUE						
49400	Transfer From Reserve	($54,000)	($1,193,800)	($911,200)	($160,400)	$1,033,400	-86.56%
52000	Federal Conditional Grant	(42,906)	(18,172)	(18,800)	0	18,172	-100.00%
54050	Donations	(6,590)	(21,000)	(11,700)	0	21,000	-100.00%
54052	Donations In-Kind	0	(17,737)	0	0	17,737	-100.00%
54070	Miscellaneous	95	0	0	0	0	0.00%
	TOTAL REVENUE	***(103,401)***	***(1,250,709)***	***(941,700)***	***(160,400)***	***1,090,309***	***-87.18%***
	EXPENDITURE						
	Other Expenditures						
63042	Equip/Furniture Purchases	0	0	2,000	0	0	0.00%
63049	Equipment Purchases	89,324	0	0	20,000	20,000	100.00%
63757	Special Events	0	1,000	2,100	0	(1,000)	-100.00%
63764	Educational Programs	0	600	0	0	(600)	-100.00%
63771	Interpretive Devices	0	2,700	0	0	(2,700)	-100.00%
64102	Professional & Consulting fees	27,016	2,675	0	0	(2,675)	-100.00%
64485	Landscape Mtce. Contracts	0	2,544	0	0	(2,544)	-100.00%
64500	Buildings/Renovations	24,623	739,690	455,100	210,000	(529,690)	-71.61%
67000	Interfunc. Admin Charges	0	2,500	0	0	(2,500)	-100.00%
69100	Transfer to Reserves	266,474	807,700	793,200	245,300	(562,400)	-69.63%
	Total - Other Expenditures	***407,437***	***1,559,409***	***1,252,400***	***475,300***	***(1,084,109)***	***-69.52%***
	TOTAL EXPENDITURE	***407,437***	***1,559,409***	***1,252,400***	***475,300***	***(1,084,109)***	***-69.52%***
	NET REQUIREMENT	***304,036***	***308,700***	***310,700***	***314,900***	***6,200***	***2.01%***

Capital Projects summary on following page

The County of Grey

Grey Roots

2020 Capital Budget Summary

PROJECT	2020
Grey County Gallery Update	69,600
Flat Roof Replacement	112,000
From Reserve - Grey Roots Main Building Improvements Reserve (BCA)	(112,000)
Building Automation Software Upgrade	6,000
From Reserve - Grey Roots Main Building Improvements Reserve (BCA)	(6,000)
Replace Caulking at Control Joints	8,000
From Reserve - Main Building Improvements Reserve (BCA)	(8,000)
Carpet Replacement Office/Theatre	14,400
From Reserve - Main Building Improvements Reserve (BCA)	(14,400)
Grey Roots - Tractor	20,000
From Reserve - Grey Roots General Reserve	(20,000)
Contributions to Reserve:	
Heritage Buildings - Grey Roots Heritage Building Reserve	69,500
Digital Museum/Website - Grey Roots Website Development Reserve	2,000
Strategic Plan, Marketing, Fundraising - Grey Roots Strategic Plan Reserve	5,000
Riding Lawn Mower - Grey Roots General Reserve	1,400
Moreston Village Capital Improvements - Grey Roots Moreston Village Building Improvements Reserve	12,300
Main Building Improvements Reserve (BCA)	140,900
Front of House Update - Grey Roots Front of House Reserve	10,000
Replacement of Equipment - Grey Roots Archives General Reserve	1,500
Tractor - Grey Roots General Reserve	2,700
Net Levy Requirements	**314,900**

Social Services Budget DETAILS

Function Overview

The 2020 budget for the Social Services function (for the Social Services, Housing and Long-Term Care Department) includes a net requirement (total of operating and capital) of $17,786,300 compared to $17,009,653 in 2019 or an increase of $776,647.

Social Services (Ontario Works & Child Care)

The 2020 Social Services departmental budget includes a net departmental requirement (total of operating and capital) of $3,523,400 compared to $3,657,843 in 2019, a decrease of $134,443.

Social Assistance

The 2020 Social Assistance budget includes a net departmental operating requirement of $92,600 compared to $95,550 in 2019, a decrease of $2,950.

The 2020 budget is based on an average caseload of 1,301, which includes a 3% caseload increase over the 2019 year-end estimate of 1,263. As per the Ministry of Children, Community and Social Services direction, no rate increase has been added for Social Assistance benefits.

Non-shareable expenditures include denture reimbursements and funerals for Non-Social Assistance Recipients (SARS).

Ontario Works Administration

The Ontario Works Administration budget requires $1,328,600 (total of operating and capital) compared to $1,486,504, a decrease of $157,904. The Province has frozen the Ontario Works Administration and Employment Support budgets at the 2018 actual expenditure levels. In addition to operating expenditure reductions in these budgets, in 2019 the department was reorganized eliminating 3 positions. Despite this, costs remain $180,100 above the Province's 2018 expenditure level and staff continue to work to bring expenditures in line.

The 2020 budget contains a 1.62% cost of living adjustment for Union and Non-Union salaries.

The 2020 Capital budget includes expenditures for replacement of laptops, desktops and monitors and is funded from the Social Services Computer Replacement Reserve.

Ontario Works – Employment Assistance

The 2020 Employment Assistance budget includes a net departmental operating requirement of $609,400 compared to $569,913 in 2019, an increase of $39,487 due to reduced provincial funding.

The 2020 budget continues to provide funding for Ontario Works workshops, employment-related expenses and assessments to determine clients' employment abilities.

Licensed Home Child Care

The 2020 Licensed Home Child Care budget includes a net departmental operating requirement of $190,300 compared to $227,870 in 2019, a decrease of $37,570. The number of licensed home child care providers has decreased to 28 across the County.

A Licensed Home Provider rate increase from $4.25 to $4.50 per hour per child is planned for 2020; however, the Fee Subsidy budget line includes a decrease of $187,100 based on the decrease in the number of Providers.

Licensed Home Child Care Base Funding is also included in this budget to assist with general operating expenses.

Children's Services Administration

A revised child care funding formula was introduced in 2013 that resulted in a reduction in provincial child care funding for the County. Mitigation funding was provided by the Ministry to assist the County and community agencies to transition to the new child care funding formula and new services levels. The Ministry requires any current shortfall in ministry funding be offset with the use of Mitigation funding, until this funding has been fully used.

The 2020 Children's Services Administration budget includes a net departmental operating requirement of $140,700. This amount is unchanged from 2019 but utilizes $123,500 of Mitigation Funding. The Computer Support/Maintenance line has been reduced by $22,500 with the termination of the OneHSN Childcare Application Software in a move towards greater efficiencies. Part of the scope of future planning will examine ways to continue to bring the Children's Services Administration budget in line with the provincial allocation in preparation for reduced administrative funding in 2022. The administrative expenditure threshold is expected to be reduced from 10% to 5% and the corresponding administration funding impact is estimated to be $256,200.

Repairs and Maintenance

The 2020 Repairs and Maintenance budget contains a total of $62,100. It is 100% provincially funded and is allocated to Child Care Operators to assist with necessary repairs and maintenance.

Included in this budget is $14,700 provincial funding for Small Waterworks which is used for rural child care operations' water quality monitoring.

Child Care and Early Years Planning & Data Analysis

The 2020 Child Care and Early Years Planning & Data Analysis budget includes a net departmental operating requirement of $60,500 compared to $50,524 in 2019, an increase of $9,976.

A portion of staff wages have been re-allocated to this budget from the EarlyON budget in 2020. This budget also contains expenses to fund the cost of data analysis, meetings, policy implementation and training in relation to early learning and child development and work with Indigenous partners to deliver integrated services for Indigenous children and families.

EarlyON

The 2020 EarlyON budget includes a net departmental operating requirement of $128,800, compared to $136,649 in 2019, a decrease of $7,849. This budget supports services and programs for children aged six and under and contains municipal funding due to insufficient provincial funding.

Indigenous-Led Operating

The Indigenous-Led (formerly Journey Together) Operating budget contains 100% provincial funding. This funding is to support increased access to culturally relevant early years programs for Indigenous children and families. The 2020 budget contains $72,200 in operating expenditures.

Fee Subsidy

The Fee Subsidy budget contains child care fee subsidy for non-profit and for-profit child care operators and Ontario Works formal and informal child care.

The 2020 Fee Subsidy budget includes a departmental operating requirement of $437,200 compared to $401,820 in 2019, an increase of $35,380 and is based on 2019 year-end projected costs. In order to meet contractual service targets set by the Ministry, it's anticipated that all Child Care Operator fee subsidy will be funded through this budget in 2020 instead of the Expansion and ELCC budgets. $449,200 in Mitigation funding is being used in this budget to offset the funding shortfall.

Capacity Building and Play-Based Materials

The Capacity Building budget is 100% provincially funded with no municipal contribution. This budget provides funding for professional learning and development opportunities that support the provision of high quality child care programs.

The Play-Based Materials budget for 2020 remains as budgeted in 2019 to fund materials and equipment required for Child Care Operators to promote children's exploration and learning.

General Operating Grant

The General Operating Grant budget is a 100% provincially funded budget. This budget contains funding provided to assist child care operators with costs such as wages, occupancy costs, utilities, supplies and maintenance.

Special Needs Resourcing

The 2020 Specialized Needs Resourcing budget includes a net departmental operating requirement of $187,600 and is unchanged from 2019. This funding is used to support the inclusion of children with special needs in licensed child care settings, at no additional cost to parents/guardians.

Wage Enhancement

The Wage Enhancement budget is currently 100% provincially funded and is intended to increase child care wages to close the wage gap between early childhood educators employed within the education system and the child care professionals employed in licensed child care centres and licensed home child care settings. In 2021, the County will be required to cost share 50% of the $53,700 in Wage Enhancement Administration expenses.

Fee Stabilization

Fee Stabilization funding ended March 31, 2019. This provincial funding was provided to help Child Care Centres avoid implementing fee increases as a result of the minimum wage increase in 2018.

Expansion Funding

Expansion Funding is 100% provincial funding intended to create access to licensed child care for children aged 0-4 years old. For 2020, a total of $1,219,400 in provincial funding is being budgeted to be used. The Ministry has announced a voluntary cost share for this budget, but no municipal contribution has been included for 2020. The recommended cost share for 2020 would be $274,300 if Ministry funding is fully expended. The 20% cost share for this budget will be mandatory in 2021.

In addition to creating access to licensed child care, this budget is providing funding to support a Financial Assessment Worker and Children's Services Program Supervisor. Staff are recommending that the Financial Assessment Worker be converted from a contract to a permanent position in 2020 with no financial impact in 2020. In 2021, the estimated 20% cost share for the permanent position will be $9,400.

Early Learning and Child Care Funding (ELCC)

The Early Learning and Child Care Funding is a federal and provincial funded program intended to increase access to licensed child care for children 0-12 years old. For 2020, a total of $524,000 in annual funding is budgeted to be used, however, Ministry funding has not been confirmed beyond March 31, 2020.

This budget, in addition to creating access to licensed child care, is also providing funding to support the Financial Assessment Worker and the Children's Services Program Supervisor position. Staff are recommending that the Financial Assessment Worker be converted from a contract to a permanent position in 2020 with no financial impact in this budget.

County Social Initiatives

The 2020 County Social Initiatives budget includes a net departmental operating requirement of $291,900 compared to $305,310 in 2019, a decrease of $13,410.

The County Social Initiatives budget contains items that are not funded by provincial subsidy and these initiatives are to be funded from 100% municipal dollars.

The Good Neighbour Network funding is no longer required for 2020, and the Community Support budget line has been reduced to reflect unused funding. For 2020, United Way has requested a $5,090 increase to support the 211 service. No other new initiatives have been proposed in the 2020 budget.

Van Program

The 2020 Van Program budget contains 100% provincial funding and does not require any municipal contribution in 2020.

Ontario Works Administration Capital

The 2020 budget includes reserve funding to fund laptop, desktop and monitor replacements.

Children's Services Capital

The 2020 Children's Services Capital budget includes a net departmental capital requirement of $44,800 which is an increase of $450 as compared to 2019.

The 2020 Capital budget contains $54,200 for landscaping and fencing and $131,000 for flooring, ceiling and electrical upgrades at the EarlyON Child and Family Centre in Hanover. These expenditures are funded from the EarlyON Centre Capital Reserve.

This budget also contains $64,000 in provincial funding to fund costs related to EarlyON Child and Family Centre capital projects and minor capital renovations.

The 2020 budget contains $19,800 being transferred to reserve to assist with future capital projects at this site as per the 2017 Building Condition Assessments. In addition, $25,000 will be transferred to reserve for future accessibility-related renovation costs for the EarlyON Centre in Hanover.

Indigenous-Led Capital

The Indigenous-Led (formerly Journey Together) Capital budget contains 100% provincial funding which can be used for capital retrofit and expansion, improvements to facilities and playgrounds, and/or purchase of new equipment. This funding is intended to support increased access to culturally relevant early years programs for Indigenous children and families at the M'Wikwedong Indigenous Friendship Centre. The 2020 budget contains $465,300 in capital funding which has been carried forward from 2019 to 2020. The Ministry has approved an extension to the use of these funds, and this funding must be expended by March 31, 2020.

EarlyON Dundalk Community Centre Capital

Provincial capital funding was received in 2019 to fund the creation of an EarlyON centre in the Dundalk Community Centre. Construction has been underway and Kids & Us EarlyON will be relocating to this site upon completion.

EarlyON Community Hub Capital

Provincial capital funding was available in 2019 to fund the creation of an EarlyON centre in the Regional Skill, Training, Trades and Innovation Centre. However, without operating funding for the site, an operator could not be secured for the location and the capital project did not proceed.

Grey County Housing DETAILS

The 2020 Housing Departmental budget includes a net departmental requirement (total of operating and capital) of $7,180,200 compared to $7,082,164 in 2019, an increase of $98,036.

Operating Budget

In 2020, Housing is bringing certain maintenance tasks in house. A lack of contractors and painters are holding up turn over of units and holding up projects/maintenance that needs to be completed. Housing is bringing a painter and carpenter in-house. The funding for these positions will be taken from the painting line and the contracted services line and will not require additional funds to the operating budget. Capital projects will be managed by one staff person and a supervisor position will be hired so there are two supervisors managing the operating functions of the 29 buildings/sites across Grey County. Due to a retirement, changes were made to staffing complement and the savings used towards the supervisor position. An additional $40,000 has been added to the operating budget to assist with the remaining costs.

The department has seven employees in positions that are moving on the wage grid in 2020.

Hydro budget was reduced by $35,200 based on the average costs over the last few years. Snow removal was increased by $19,900 based on the average cost over the last three years.

Capital Budget

The 2020 capital budget levy requirement is $1,396,900, an increase of $27,400 as compared to the 2019 capital budget. The budgeted expenditures for 60 projects total $3,326,700 and include energy savings projects such as windows, air make up and roof replacements. A list of the various projects is included in the budget.

$160,000 has been added to professional consulting fees budget line for the update to the Housing's Building Condition Assessments.

Non-Profit Housing

The budget for Non-Profit housing is $2,311,500, an increase of $18,940 over 2019's budgeted amount of $2,292,560.

The Non-Profit Housing budget consists of funds provided from the County to meet legislative requirements from the Province for the operating and capital needs of nine housing providers. The Province determines annual increases for the Non-Profit Housing providers in areas such as administration, insurance, utilities and rent subsidies.

Social Infrastructure (SIF) and Social Housing Improvement Program (SHIP) Funding

In 2020, Grey County will use administration funding received for the SIF and SHIP programs to cover the cost of one Building Services Supervisor position.

Canada Ontario Community Housing Initiative

The Canada Ontario Community Housing Initiative is a 100% provincially funded program that provides funding to existing social and community housing providers under the Housing Service Act. The funds are used regenerate and expand community housing, preserve community housing and protect tenants through the process of expiring operating agreements

In 2020 $4,682,168 was received to build 54 units of affordable and attainable housing in Owen Sound. $30,955 was received for capital updates to Maam Wiim Win family housing units.

Community Homelessness Prevention Initiative (CHPI)

The Community Homelessness Prevention Initiative is a 100% provincially funded program that aims to prevent, address and reduce homelessness by improving access to adequate, suitable and affordable housing.

The program provides funding for the provision of emergency housing services, hostel funding, case management support, sustainable housing benefits, (last months rent, arrears, utility arrears) and funding for agencies providing homelessness services.

In 2020 the County will receive $1,888,303 in funding a $71,809 increase in funding over 2019. The additional funding will go towards a per diem increase for housing with related supports providers (former domiciliary hostel program). The housing providers support 70 people in Grey County with 24-hour support housing, over 25,000 nights of housing.

Funding will be used to purchase services from the Canadian Mental Health Association for mental health worker to assist our tenant services division. Funding will also be used to fund a Homelessness Response Table Coordinator in partnership with Bruce County, CMHA and Grey Bruce Health Services. This position will coordinate the Response Table and assist people experiencing chronic homelessness to find housing and provide supports to maintain housing.

Long-Term Care DETAILS

The 2020 Long-Term Care budget(s) contains operating and capital expenses of $32,497,100. After operating and capital revenues, reserves, and capital financing are calculated, an overall net levy (total operating and capital) contribution of $7,082,700 is required, an increase of $813,054.

Contributing to this $813,054 increase is a loss of provincial funding with a decline of $476,281 in total for the three homes, a reduction in the CMI and associated revenue, and the addition of expert staff resources as an alternative to external resources. The increase in the net levy requirement in the 2020 budget is also addressing the 2019 budget shortfall and the expenditure understatement.

Wages and benefits account for approximately 80% of total expenditures and therefore have the biggest impact on the budget. Collectively, the homes employ more than 450 full and part-time staff. It is important to note that 2020 is a leap year and so the 2020 budget includes one additional day of wages and benefits. Also impacting wage costs are challenges with recruitment and retention of qualified employees, leading to a high dependence on over-time and the use of agency staff both of which have a direct impact on the basic cost of service delivery.

With the establishment of the Task Force On Unfilled Shifts, staff is able to focus additional attention on scheduling and retention initiatives in 2020 and work towards managing labour costs. Other impacts on wages and benefits is the cost of modified duties and challenges with attendance management.

There are four different collective agreements across the 3 homes. There will be new collective agreements negotiated for Lee Manor OPSEU staff, ONA (registered nursing) staff and Rockwood Terrace UNIFOR staff. The budget has anticipated some impact as result of these negotiations.

Funding

The homes operate with revenue from four sources including:

1) Ministry of Long-Term Care - includes Base Funding and the Case Mix Index;
2) Resident Co-payment;
3) Other Income (i.e. rentals); and
4) County of Grey Taxation.

Historically, the homes receive an increase in base funding from the Ministry of Long-Term Care. Funding increases are usually announced in the 2nd or 3rd quarter of the homes' budget year and applied retroactively, the Nursing and Personal Care (NPC) and Program and Support Services (PSS) effective in April and the Other Accommodation (OA) and Raw Food budget increases effective in July. In the 2019 budget, County staff proposed 2% funding increases for NPC, PSS and Raw Food and 1.6% increase in OA. Only the NPC envelope received any increase at all, a 1% funding increase through the Global Level of Care subsidy. For the three other envelopes, no budgeted funding increases were received. Therefore, most of the Ministry revenue budgeted in the 2019 approved budget was not realized. In consideration of this, County staff have proposed a 1% funding increase for all four envelopes in the 2020 budget.

In addition to base funding, the homes receive resident acuity funding which is referred to as the Case Mix Index (CMI). The CMI is calculated by the Ministry based on quarterly data submitted by the home. The Ministry then averages the data across the province and establishes the CMI funded amount each home will receive. The CMI is effective from April 1-March 31 the following year. In 2019, the CMI decreased at all three homes, which had a negative impact of $113,230 for 2019 in total for the three homes.

The 2019 CMI is used to develop the proposed budget and the new CMI to be released during the first quarter of 2020. It is difficult to predict what the CMI will be and there have been substantial fluctuations over the years. Once the new CMI is available, the Committee of Management will be updated on any potential impacts.

Structural Compliance Premium (SCP) and High Wage Transition (HWT) were scheduled to be cancelled on August 1, 2019 (the cancellation was later delayed to March 31, 2020 and December 31, 2020 respectively). While the HWT will continue for the 2020 budget year, the cancellation of the SCP effective March 31, 2020 will result in a $327,956 negative impact for all three homes in the 2020 budget.

The resident co-payment amount is set by the Ministry of Long-Term Care and is effective July 1 of each year. Basic accommodation rate was increased based on the Consumer Price Index which is 2.3%. The current daily rates are:

Basic accommodation $62.18;

Semi-private $70.70 - $74.96; and

- Private $81.35 - $88.82.

This increase will result in a $13,000 increase in preferred accommodation revenue in total for all three homes.

Funding Envelopes

Within the long-term care operating budget there are four funding envelopes:

- Other Accommodation (OA);
- Raw Food;
- Nursing and Personal Care (NPC); and
- Program and Support Services (PSS).

Other Accommodation

Departments supported within the OA envelope include: Administration, Dietary, Housekeeping, Laundry, and Maintenance.

Supply lines have generally been set using the 2019 year to date actuals and projected expenditures. The cost for heat and hydro have been adjusted to reflect industry projected costs.

As per report LTCR-CM-42-19 Building Operational Capacity in Long-Term Care, three additional positions are reflected in the 2020 budget. The positions of HR Generalist, Clinical Specialist and Quality Specialist will support Grey County to recruit and retain staff, continuously improve care and services and achieve accreditation. This has a 2020 budgetary impact of $239,200 based on 9 months of salary and benefits being included in the 2020 budget. These

positions will be funded from the savings realized from the former Sienna Senior Living support agreement.

Raw Food

The Ministry of Health and Long-Term Care (MOHLTC) provides $9.54 per resident day (PRD) for raw food which is unchanged from 2019.

The managers will continue to work with the dieticians and various food service partners to ensure that the menus and meals are nutritious, provide variety and meet MOHLTC and resident expectations. Recent survey data demonstrates a high level of satisfaction with dining and food services across all three communities.

Nursing and Personal Care

The Nursing and Personal Care (NPC) envelope includes wages and benefits for all nursing staff and equipment, supplies and services related to the provision of nursing care. This funding is determined by the Case Mix Index (CMI) and is unique to each home. As previously identified, the unpredictability of the CMI is a risk when developing the budget. Once the 2020 CMI is released the Committee of Management will be updated on any potential impacts.

Additional front line staffing hours for direct resident care will be outlined under each homes section below and are included in the Nursing and Personal Care lines for each home.

Program and Support Services

The Program and Support Services envelope includes activity and recreation staff, materials and services. Contracted services including occupational therapy, dietitian, social work and physiotherapy are also funded through this envelope

A change to the 2020 budget is that effective April 1, 2019, the physiotherapy flow-through funding subsidy was embedded as a per diem amount of $2.27 in the PSS envelope, for a total PSS per diem of $12.06 ($9.79 plus $2.27) and is no longer a stand alone budget sheet.

Long Term Care Administration

This department historically has funded positions of the Director of Long-Term Care and Administrative Assistant. In 2020, it is being proposed to add three new positions to this departmental budget: a Quality Specialist, a Clinical Specialist, and a Human Resources Generalist. The cost of this department is allocated to, or funded by each of three Homes, in proportion to the number of beds each Home operates.

Grey Gables

The Grey Gables operating, and capital budget has a net levy requirement of $1,708,800, an increase of $257,833 from the 2019 approved budget. In addition to the impacts identified earlier in this report and in response to the high use of agency staffing resources, the following proposed changes for 2020 are specific to Grey Gables:

- Increase of 3.5 hours daily (1281 hours annually) to extend the two evening PSW short shifts from 4.25

hours to 6 hours to increase the direct care for residents and decrease the number of unfilled shifts

- Increase of 2.5 hours daily (915 hours annually) to extend the day RPN short shift to increase direct nursing care for residents.
- Increase of 1 hour weekly (52 hours annually) to extend the dietary aide shift once per week in order to have enough time to adequately put away the weekly grocery order.
- Increase 7.5 hours weekly (390 hours annually) in the Program Department to provide additional support in delivering resident daily activities and programs.
- Increase of 7.5 hours weekly (390 hours annually) to the RAI MDS to transition the RAI Coordinator to the position of Resident Care Coordinator. This represents an increase in hours and wages. The Resident Care Coordinator oversees the RAI MDS program and includes similar duties as the PSW Coordinator position that is part of the staff complement at Rockwood Terrace and Lee Manor.

The 2020 capital budget requires a levy contribution of $287,500, an increase of $5,608 or 2% from 2019. An overview of the projects includes:

- Information Technology $15,000
- Dietary Equipment $17,000
- High-Low Beds and Mattresses $15,000
- Debenture Payment – Roof $73,234
- Long Term Care Area Floor Replacement $10,000
- Tub/Shower Room and Whirlpool Tubs $45,000
- Heating and/or Cooling Systems $22,000
- Laundry Equipment $35,000
- Generator Replacement $120,000
- Hot Water Heater Replacement $12,500
- Water Softeners $25,000 (moved back from 2023)
- Copper Pipe Replacement $8,500 (carry-forward from 2019)
- Sidewalks and Walkways $10,000 (carry-forward from 2019)
- Hot Water Heating System (boiler) $28,000 (carry-forward from 2019)
- Retaining Wall $20,000 (carry-forward from 2019)

Lee Manor

The Lee Manor operating, and capital budget has a net levy requirement of $2,103,500, an increase of $320,344 from 2019. In addition to the impacts identified, the following proposed changes relate to Lee Manor:

- Increase of 7.5 hours weekly (416 hours annually) for an RPN to oversee the Skin and Wound Care program.
- Increase of 15 hours per week in the maintenance department for in-house painting of hallways, lounges and exterior.

The 2020 capital budget has a net levy requirement of $223,500, an increase of $4,391 or 2% from the 2019 approved budget. Highlights of the planned capital projects for the upcoming year include:

- High-Low Beds and mattresses $34,000

- Information Technology $25,000
- Resident lifts $26,000
- Home Enhancements $20,500
- Floor Replacement $15,000
- Redevelopment of resident common area and staff area on main floor $100,000
- Dietary Equipment $20,000
- Replacement of split air conditioning systems $50,000
- Dryer $8,500
- Sanitary waste removal system and storm water including drains $15,000
- Driveway and Sidewalk repair $12,000

Rockwood Terrace

The Rockwood Terrace operating, and capital budget has a net levy requirement of $1,909,400, an increase of $234,887 over 2019.

In addition to the impacts identified, the following changes relate to Rockwood Terrace:

- Increase of 8 hours weekly (416 hours annually) for the RPN currently overseeing the Skin and Wound Care program.
- Increase of 8 hours monthly (96 hours annually) for an RPN to oversee the Fall Prevention/Management Program.

The capital budget at Rockwood Terrace is challenging to predict. There is a need to provide a safe, comfortable environment while balancing the need to redevelop. Projects such as windows, flooring and plumbing are budgeted and completed on a flexible schedule which allows for the most imminent needs to be met. The identified projects for 2020 have been reviewed. Depending on the time of redevelopment and construction delays, the projects may be realigned in future years. Redevelopment must be completed in 6 years therefore capital needs for Rockwood Terrace have not been addressed past 2025. The net levy requirement for 2020 is $295,800, an increase of $5,791 or 2% increase from the approved 2019 budget. The following capital expenditures are planned for 2020:

- Resident lifts $16,300
- Information Technology $15,000
- High-Low beds and mattresses $25,000
- Whirlpool tubs $45,000
- Window replacement $20,000
- Plumbing fixtures replacement $10,000
- Vinyl flooring replacement $50,000
- Medical equipment $12,000
- Kitchen equipment $7,500
- Dryer $8,600
- Therapeutic (Relax) Chair $18,000
- Electrical systems $13,500
- Radiator valve replacement $60,000 (carry-forward from 2019)
- Building pump replacement $10,200 (carry-forward from 2019)
- Key pad entry $25,250 (carry-forward from 2019)

- Mechanical systems $150,000 (carry-forward from 2019)
- Makeup air units (penthouse) $36,500 (carry-forward from 2019)
- Sprinkler system – first floor $115,000 (carry-forward from 2019)
- Balcony upgrades $33,000 (carry-forward from 2019)
- Domestic water supply & distribution $246,200 ($216,200 carry-forward from 2019)
- Transfer to reserves $134,900

Long Term Redevelopment

The most recent refurbishment of a long-term care facility was at Lee Manor and was funded by the County entering into two debentures. The total annual debenture payment for these two debentures equaled $1,361,000 and was funded from taxation. When these debentures matured, these funds were directed into reserve for future redevelopment.

COUNTY OF GREY
SOCIAL SERVICES FUNCTION
2020 BUDGET NET DEPARTMENT REQUIREMENT SUMMARY

OPERATING SUMMARY

	2018	2019		2020			Net Budget Change	
	Actual	Budgeted Levy	Year End Projection	Revenue	Budgeted Expenditure	Levy	2020 Budget vs 2019 Budget Variance $	Variance %
Social Services	$3,238,456	$3,613,493	$3,404,400	($26,045,400)	$29,524,000	$3,478,600	($134,893)	-3.73%
Housing	$5,603,680	$5,712,664	$5,662,400	($13,888,000)	$19,671,300	$5,783,300	$70,636	1.24%
Long Term Care	$4,087,617	$4,117,626	$3,996,800	($24,387,000)	$29,301,900	$4,914,900	$797,274	19.36%
Total Operating	**$9,691,297**	**$13,443,783**	**$13,063,600**	**($64,320,400)**	**$78,497,200**	**$14,176,800**	**$867,910**	**6.46%**

CAPITAL SUMMARY

	2018	2019		2020			Net Budget Change	
	Actual	Budgeted Levy	Year End Projection	Revenue	Budgeted Expenditure	Levy	2020 Budget vs 2019 Budget Variance $	Variance %
Social Services	$44,000	$44,350	$44,400	($789,600)	$834,400	$44,800	$450	1.01%
Housing	$1,549,427	$1,369,500	$1,369,500	($1,929,800)	$3,326,700	$1,396,900	$27,400	2.00%
Long Term Care	$2,034,984	$2,152,020	$2,135,800	($1,027,400)	$3,195,200	$2,167,800	$15,780	0.73%
Total Capital	**$3,628,411**	**$3,565,870**	**$3,549,700**	**($3,746,800)**	**$7,356,300**	**$3,609,500**	**$43,630**	**1.22%**

OPERATING AND CAPITAL COMBINED SUMMARY

	2018	2019		2020			Net Budget Change	
	Actual	Budgeted Levy	Year End Projection	Revenue	Budgeted Expenditure	Levy	2020 Budget vs 2019 Budget Variance $	Variance %
Operating	$9,691,297	$13,443,783	$13,063,600	($64,320,400)	$78,497,200	$14,176,800	$733,017	5.45%
Capital	$3,628,411	$3,565,870	$3,549,700	($3,746,800)	$7,356,300	$3,609,500	$43,630	1.23%
Grand Total	**$13,319,708**	**$17,009,653**	**$16,613,300**	**($68,067,200)**	**$85,853,500**	**$17,786,300**	**$776,647**	**4.57%**

COUNTY OF GREY
SOCIAL SERVICES
2020 BUDGET NET DEPARTMENT REQUIREMENT SUMMARY

OPERATING SUMMARY

	2018	2019		2020			Net Budget Change	
	Actual	Budgeted Levy	Year End Projection	Revenue	Budgeted Expenditure	Levy	2020 Budget vs 2019 Budget Variance $	Variance %
Social Assistance - Ontario Works	$68,949	$95,550	$39,900	($12,706,400)	$12,799,000	$92,600	($2,950)	-3.09%
Community Homelessness Prevention Initiative	$0	$0	$0	$0	$0	$0	$0	0.00%
Ontario Works Administration	$1,257,438	$1,486,504	$1,333,900	($1,328,600)	$2,657,200	$1,328,600	($157,904)	-10.62%
Ontario Works Employment Assistance	$499,221	$569,913	$538,100	($1,478,900)	$2,088,300	$609,400	$39,487	6.93%
Total Ontario Works	**$1,825,608**	**$2,151,967**	**$1,911,900**	**($15,513,900)**	**$17,544,500**	**$2,030,600**	**($121,367)**	**-5.64%**
Licensed Home Child Care	$165,562	$227,870	$127,000	($1,349,100)	$1,539,400	$190,300	($37,570)	-16.49%
Children's Services Administration	$178,550	$140,720	$140,400	($395,300)	$536,000	$140,700	($20)	-0.01%
Repairs & Maintenance	$0	$0	$0	($62,100)	$62,100	$0	$0	0.00%
Child Care and Early Years Planning & Data Analysis	$32,281	$50,524	$41,700	($96,000)	$156,500	$60,500	$9,976	19.75%
EarlyON	$71,922	$136,649	$88,200	($980,600)	$1,109,400	$128,800	($7,849)	-5.74%
Indigenous-Led	$0	$0	$0	($72,200)	$72,200	$0	$0	0.00%
Fee Subsidy	$428,388	$401,820	$496,900	($2,198,200)	$2,635,400	$437,200	$35,380	8.80%
Capacity Building	$0	$0	$0	($41,500)	$41,500	$0	$0	0.00%
Play Based Material and Equipment	$12,708	$11,000	$16,700	($44,000)	$55,000	$11,000	$0	0.00%
General Operating Grant	$0	$0	$0	($1,299,800)	$1,299,800	$0	$0	0.00%
Special Needs Resourcing	$184,386	$187,633	$187,800	($778,200)	$965,800	$187,600	($33)	-0.02%
Wage Enhancement	$0	$0	$0	($1,294,700)	$1,294,700	$0	$0	0.00%
Fee Stabilization Funding	$0	$0	$0	$0	$0	$0	$0	0.00%
Expansion Funding	$0	$0	$0	($1,219,400)	$1,219,400	$0	$0	0.00%
ELCC Funding	$0	$0	$0	($524,000)	$524,000	$0	$0	0.00%
Total Children's Services	**$1,073,797**	**$1,156,216**	**$1,098,700**	**($10,355,100)**	**$11,511,200**	**$1,156,100**	**($116)**	**-0.01%**
County Social Initiatives - 100% Municipal Funding	$296,018	$305,310	$293,800	($6,000)	$297,900	$291,900	($13,410)	-4.39%
Ontario Works Van Program	$0	$0	$0	($170,400)	$170,400	$0	$0	0.00%
Community Transportation Program	$43,030	$0	$0	$0	$0	$0	$0	0.00%
Total County Social Initiatives	**$339,048**	**$305,310**	**$293,800**	**($176,400)**	**$468,300**	**$291,900**	**($13,410)**	**-4.39%**
Total Operating	**3,238,453**	**3,613,493**	**3,304,400**	**(26,045,400)**	**29,524,000**	**3,478,600**	**(134,893)**	**-3.73%**

CAPITAL SUMMARY

	2018	2019		2020			Net Budget Change	
	Actual	Budgeted Levy	Year End Projection	Revenue	Budgeted Expenditure	Levy	2020 Budget vs 2019 Budget Variance $	Variance %
Ontario Works Administration Capital	$0	$0	$0	($75,100)	$75,100	$0	$0	0.00%
Children's Services Capital	$44,000	$44,350	$44,400	($714,500)	$759,300	$44,800	$450	1.01%
Total Capital	**$44,000**	**$44,350**	**$44,400**	**($789,600)**	**$834,400**	**$44,800**	**$450**	**1.01%**

OPERATING AND CAPITAL COMBINED SUMMARY

	2018	2019		2020			Net Budget Change	
	Actual	Budgeted Levy	Year End Projection	Revenue	Budgeted Expenditure	Levy	2020 Budget vs 2019 Budget Variance $	Variance %
Operations	$3,238,453	$3,613,493	$3,304,400	($26,045,400)	$29,524,000	$3,478,600	($134,893)	-3.73%
Capital	$44,000	$44,350	$44,400	($789,600)	$834,400	$44,800	$450	1.01%
Total - Operating and Capital	**$3,282,453**	**$3,657,843**	**$3,348,800**	**($26,835,000)**	**$30,358,400**	**$3,523,400**	**($134,443)**	**-3.68%**

The County of Grey

Social Assistance - Ontario Works

2020 Budget

For the Twelve Months Ending

December 31, 2019

Account	Description	2018 ACTUAL	2019 BUDGET	2019 YEAR END PROJECTION	2020 BUDGET	2020 BUDGET to 2019 BUDGET Variance $	2020 BUDGET to 2019 BUDGET Variance %
	REVENUE						
51100	Provincial Conditional Grant	($12,298,589)	($12,861,600)	($12,051,500)	($12,362,000)	$499,600	-3.88%
51108	Provincial Conditional Grant - PY Adju	(1,673)					0.00%
51114	Prov. Prog. Homemakers	(2,872)	(15,000)	(3,000)	(3,000)	12,000	-80.00%
54043	Overpayment Recovery GP	(17,054)	(48,500)	(36,900)	(44,100)	4,400	-9.07%
54047	Expenditure Recovery	(26,414)	(10,000)	(23,400)	(18,200)	(8,200)	82.00%
54048	Misc./Client/Estates	(18,021)	(500)	(16,500)	(14,800)	(14,300)	2860.00%
54061	CPP Reimbursements	(58,987)	(81,900)	(37,100)	(69,800)	12,100	-14.77%
54062	Employment Insurance Beneftis	(46,131)	(53,700)	(38,300)	(54,400)	(700)	1.30%
54063	Funeral Reimbursements	(51,187)	(60,200)	(72,800)	(71,100)	(10,900)	18.11%
54064	FRO - Min. of Attorney General	(81,261)	(87,300)	(82,600)	(69,000)	18,300	-20.96%
	TOTAL REVENUE	***(12,602,189)***	***(13,218,700)***	***(12,362,100)***	***(12,706,400)***	***512,300***	***-3.88%***
	EXPENDITURE						
	Other Expenditures						
66500	Advanced Age	1,567	1,800	700	1,800		0.00%
66501	Basic needs	6,427,262	6,600,300	6,302,700	6,355,300	(245,000)	-3.71%
66502	Temp Care	449,306	442,700	483,300	492,400	49,700	11.23%
66503	Homemakers	3,592	18,750	3,700	3,800	(14,950)	-79.73%
66505	Shelter	6,256,916	6,552,200	6,124,600	6,292,800	(259,400)	-3.96%
66506	Mandatory Benefits	377,519	415,000	359,300	359,200	(55,800)	-13.45%
66508	Non Sharable	69,901	91,800	39,200	91,800		0.00%
66532	Client Income	(1,003,149)	(1,041,300)	(1,026,900)	(1,014,700)	26,600	-2.55%
66533	Client Recovery	(391,723)	(320,400)	(386,700)	(359,000)	(38,600)	12.05%
66534	Transition Child Benefit	106,758	133,300	100,400	88,900	(44,400)	-33.31%
66536	Transition Child Benefit Repayment	(29,281)	(47,700)	(29,900)	(21,000)	26,700	-55.97%
66538	Discretionary Benefits	243,815	264,000	223,400	293,100	29,100	11.02%
66544	Funerals	158,655	203,800	208,200	214,600	10,800	5.30%
	Total - Other Expenditures	***12,671,138***	***13,314,250***	***12,402,000***	***12,799,000***	***(515,250)***	***-3.87%***
	TOTAL EXPENDITURE	***12,671,138***	***13,314,250***	***12,402,000***	***12,799,000***	***(515,250)***	***-3.87%***
	NET REQUIREMENT	***68,949***	***95,550***	***39,900***	***92,600***	***(2,950)***	***-3.09%***

The County of Grey

Community Homelessness Initiative (CHPI)

2020 Budget

For the Twelve Months Ending

December 31, 2019

Account	Description	2018 ACTUAL	2019 BUDGET	2019 YEAR END PROJECTION	2020 BUDGET	2020 BUDGET to 2019 BUDGET Variance $	2020 BUDGET to 2019 BUDGET Variance %
	REVENUE						
51100	Provincial Conditional Grant	($1,859,651)					0.00%
	TOTAL REVENUE	***(1,859,651)***					***0.00%***
	EXPENDITURE						
	Other Expenditures						
64102	Professional & Consulting fees	1,636					0.00%
66450	Maintenance of Equipment	2,189					0.00%
66504	Hostels	604,577					0.00%
66507	Emergency Hostels	100,803					0.00%
66522	Supplies and Services	734					0.00%
66600	Homelessness Iniative	135,861					0.00%
66602	Community Support	186,884					0.00%
66603	Community/Homeless Outreach	137,950					0.00%
66615	Utility Arrears	119,638					0.00%
66616	Beds & Appliances	42,684					0.00%
66617	Utility Cost/Deposits	4,092					0.00%
66618	Rental Arrears	102,151					0.00%
66619	Moving Costs	15,595					0.00%
66620	Last Month's Rent	213,111					0.00%
66621	Pest Control Supplies	6,779					0.00%
67025	Interfunc. CHPI Admin	184,966					0.00%
	Total - Other Expenditures	***1,859,650***					***0.00%***
	TOTAL EXPENDITURE	***1,859,650***					***0.00%***
	NET REQUIREMENT	***(1)***					***0.00%***

The County of Grey
Ontario Works Administration
2020 Budget
For the Twelve Months Ending
December 31, 2019

Account	Description	2018 ACTUAL	2019 BUDGET	2019 YEAR END PROJECTION	2020 BUDGET	2020 BUDGET to 2019 BUDGET Variance $	2020 BUDGET to 2019 BUDGET Variance %
	REVENUE						
49400	Transfer From Reserve		($82,450)			$82,450	-100.00%
51100	Provincial Conditional Grant	(1,257,438)	(1,359,124)	(1,333,900)	(1,328,600)	30,524	-2.25%
	TOTAL REVENUE	***(1,257,438)***	***(1,441,574)***	***(1,333,900)***	***(1,328,600)***	***112,974***	***-7.84%***
	EXPENDITURE						
	Salaries and Wages						
61000	Salaries and Wages	1,575,426	1,613,841	1,556,400	1,530,300	(83,541)	-5.18%
61003	Overtime Wages	8,713		8,900			0.00%
61009	Salary Recoveries	(10,083)		(22,000)			0.00%
	Total - Salaries & Wages	***1,574,056***	***1,613,841***	***1,543,300***	***1,530,300***	***(83,541)***	***-5.18%***
	Employee Benefits						
61220	CPP	60,200	63,379	60,800	62,000	(1,379)	-2.18%
61221	EI	24,482	24,863	23,400	21,900	(2,963)	-11.92%
61222	WSIB Premiums	20,388	22,854	20,800	20,400	(2,454)	-10.74%
61223	OMERS	149,886	161,731	154,900	160,000	(1,731)	-1.07%
61224	EHT	30,512	31,612	30,700	30,000	(1,612)	-5.10%
61225	Group Benefits	192,392	235,351	212,300	207,200	(28,151)	-11.96%
61260	Service Awards	3,166	2,300	1,900	1,500	(800)	-34.78%
	Total - Employee Benefits	***481,026***	***542,090***	***504,800***	***503,000***	***(39,090)***	***-7.21%***
	Total Salaries and Benefits	***2,055,082***	***2,155,931***	***2,048,100***	***2,033,300***	***(122,631)***	***-5.69%***
	Other Expenditures						
63000	Advertising		800	200		(800)	-100.00%
63010	Association/Membership Fees	8,043	8,200	8,100	8,200		0.00%
63020	Computer Support/Maintenance	4,999	7,000	5,600	10,800	3,800	54.29%
63030	Copying & Printing	10,210	11,000	8,400	6,000	(5,000)	-45.45%
63040	Equip/Furniture Maintenance	101					0.00%
63042	Equip/Furniture Purchases	20,606	72,900	27,100	15,000	(57,900)	-79.42%
63051	Telephone	6,067	9,500	6,400	6,200	(3,300)	-34.74%
63052	Cellular	6,018	9,800	7,400	8,600	(1,200)	-12.24%
63060	Office & Charting Supplies	17,057	18,800	16,800	17,600	(1,200)	-6.38%
63063	Postage/Courier/Freight	38,004	42,300	34,200	37,000	(5,300)	-12.53%
63064	Subscriptions & Publications	135	500			(500)	-100.00%
63068	Emergency Management	1,447	7,000	1,000	2,000	(5,000)	-71.43%
63070	Other Materials & Services	133	1,500			(1,500)	-100.00%
63300	Staff Training and Development	4,821	7,900	4,800	5,200	(2,700)	-34.18%
63310	Travel & Meal Expenses	20,301	17,800	20,300	19,500	1,700	9.55%
63320	Conferences	12,921	11,200	3,400	10,200	(1,000)	-8.93%
63401	Cleaning Supplies	188	1,000	400	200	(800)	-80.00%
63441	Hydro/Water	1,449	2,100	1,500	1,500	(600)	-28.57%
63450	Maintenance of Equipment	587	700	300	700		0.00%
63515	Non Shareable		3,500			(3,500)	-100.00%
64020	Computer Support/Maintenance	1,778	1,800	2,800	2,800	1,000	55.56%
64100	Legal Fees	10,688	15,000	14,400	7,500	(7,500)	-50.00%
64102	Professional & Consulting fees	8,362	56,000	900	6,000	(50,000)	-89.29%
64401	Cleaning Contracts	16,253	15,800	11,400	15,800		0.00%

The County of Grey
Ontario Works Administration
2020 Budget
For the Twelve Months Ending
December 31, 2019

Account	Description	2018 ACTUAL	2019 BUDGET	2019 YEAR END PROJECTION	2020 BUDGET	2020 BUDGET to 2019 BUDGET Variance $	2020 BUDGET to 2019 BUDGET Variance %
65110	Insurance	$74,239	$70,100	$70,000	$51,200	($18,900)	-26.96%
65200	Bank Charges	1,490	2,000	1,500	8,300	6,300	315.00%
65300	Rent	18,448	17,900	14,600	17,300	(600)	-3.35%
66511	Dental Admin	4,349	6,200	4,300	9,000	2,800	45.16%
67000	Interfunc. Admin Charges	130,100	128,800	128,800	121,300	(7,500)	-5.82%
67007	Interfunc. Rent	112,847	112,847	112,900	112,800	(47)	-0.04%
67013	Interfunc. Audit Fees	10,346	10,600	10,600	9,900	(700)	-6.60%
67014	Interfunc. IS Costs	53,935	74,900	74,900	86,600	11,700	15.62%
67019	Interfunc. Computer Lease Chg.	22,500	26,700	26,700	26,700		0.00%
67025	Interfunc. CHPI Admin	(158,628)					0.00%
	Total - Other Expenditures	***459,794***	***772,147***	***619,700***	***623,900***	***(148,247)***	***-19.20%***
	TOTAL EXPENDITURE	***2,514,876***	***2,928,078***	***2,667,800***	***2,657,200***	***(270,878)***	***-9.25%***
	NET REQUIREMENT	***1,257,438***	***1,486,504***	***1,333,900***	***1,328,600***	***(157,904)***	***-10.62%***

The County of Grey

Ontario Works Employment Assistance

2020 Budget

For the Twelve Months Ending

December 31, 2019

Account	Description	2018 ACTUAL	2019 BUDGET	2019 YEAR END PROJECTION	2020 BUDGET	2020 BUDGET to 2019 BUDGET Variance $	2020 BUDGET to 2019 BUDGET Variance %
	REVENUE						
51100	Provincial Conditional Grant	($1,571,634)	($1,627,265)	($1,478,900)	($1,478,900)	$148,365	-9.12%
	TOTAL REVENUE	***(1,571,634)***	***(1,627,265)***	***(1,478,900)***	***(1,478,900)***	***148,365***	***-9.12%***
	EXPENDITURE						
	Salaries and Wages						
61000	Salaries and Wages	1,170,362	1,210,082	1,101,300	1,137,600	(72,482)	-5.99%
61003	Overtime Wages	2,352		2,200			0.00%
61009	Salary Recoveries	(7,139)		(8,300)			0.00%
	Total - Salaries & Wages	***1,165,575***	***1,210,082***	***1,095,200***	***1,137,600***	***(72,482)***	***-5.99%***
	Employee Benefits						
61220	CPP	44,471	47,214	42,700	44,700	(2,514)	-5.32%
61221	EI	17,930	18,313	16,200	15,500	(2,813)	-15.36%
61222	WSIB Premiums	15,249	17,406	14,900	15,300	(2,106)	-12.10%
61223	OMERS	110,441	122,547	110,700	123,100	553	0.45%
61224	EHT	22,483	23,704	21,600	22,300	(1,404)	-5.92%
61225	Group Benefits	142,715	176,513	151,200	157,900	(18,613)	-10.54%
	Total - Employee Benefits	***353,289***	***405,697***	***357,300***	***378,800***	***(26,897)***	***-6.63%***
	Total Salaries and Benefits	***1,518,864***	***1,615,779***	***1,452,500***	***1,516,400***	***(99,379)***	***-6.15%***
	Other Expenditures						
63051	Telephone	6,022	8,300	8,500	7,100	(1,200)	-14.46%
63066	OW Workshops	1,986	5,000	2,000	3,000	(2,000)	-40.00%
63300	Staff Training and Development	5,147	7,000	700	7,000		0.00%
63310	Travel & Meal Expenses	15,472	19,000	12,000	19,000		0.00%
64100	Legal Fees		2,500			(2,500)	-100.00%
64102	Professional & Consulting fees	35,300					0.00%
64109	OW Assessments		40,000	33,000	36,000	(4,000)	-10.00%
64111	Getting Ahead Workshops		30,000	30,000	30,000		0.00%
64120	Purchased Service	27,395					0.00%
65110	Insurance	15,811	14,900	15,000	10,900	(4,000)	-26.85%
66529	LEAP	1,500	1,000		1,000		0.00%
66559	Employment Related Expenses	286,674	290,000	299,600	300,100	10,100	3.48%
67000	Interfunc. Admin Charges	99,800	105,100	105,100	98,400	(6,700)	-6.37%
67007	Interfunc. Rent	50,699	50,699	50,700	50,700	1	0.00%
67013	Interfunc. Audit Fees	4,575	4,700	4,700	4,400	(300)	-6.38%
67014	Interfunc. IS Costs	1,610	3,200	3,200	4,300	1,100	34.38%
	Total - Other Expenditures	***551,991***	***581,399***	***564,500***	***571,900***	***(9,499)***	***-1.63%***
	TOTAL EXPENDITURE	***2,070,855***	***2,197,178***	***2,017,000***	***2,088,300***	***(108,878)***	***-4.96%***
	NET REQUIREMENT	***499,221***	***569,913***	***538,100***	***609,400***	***39,487***	***6.93%***

The County of Grey
Licensed Home Child Care
2020 Budget
For the Twelve Months Ending
December 31, 2019

Account	Description	2018 ACTUAL	2019 BUDGET	2019 YEAR END PROJECTION	2020 BUDGET	2020 BUDGET to 2019 BUDGET Variance $	2020 BUDGET to 2019 BUDGET Variance %
	REVENUE						
51100	Provincial Conditional Grant	($842,009)	($1,178,780)	($742,400)	($1,022,200)	$156,580	-13.28%
51126	Prov General Operating Grant	(288,013)	(332,354)	(168,700)	(326,900)	5,454	-1.64%
54070	Miscellaneous	(50)		(100)			0.00%
	TOTAL REVENUE	***(1,130,072)***	***(1,511,134)***	***(911,200)***	***(1,349,100)***	***162,034***	***-10.72%***
	EXPENDITURE						
	Salaries and Wages						
61000	Salaries and Wages	133,471	136,225	137,900	157,800	21,575	15.84%
	Total - Salaries & Wages	***133,471***	***136,225***	***137,900***	***157,800***	***21,575***	***15.84%***
	Employee Benefits						
61220	CPP	5,121	5,500	5,500	6,400	900	16.36%
61221	EI	1,998	2,110	2,100	2,300	190	9.00%
61222	WSIB Premiums	1,658	1,971	1,900	2,100	129	6.54%
61223	OMERS	12,479	13,607	13,900	15,700	2,093	15.38%
61224	EHT	2,430	2,669	2,700	3,100	431	16.15%
61225	Group Benefits	19,666	34,372	23,100	26,700	(7,672)	-22.32%
61260	Service Awards	680			300	300	100.00%
	Total - Employee Benefits	***44,032***	***60,229***	***49,200***	***56,600***	***(3,629)***	***-6.03%***
	Total Salaries and Benefits	***177,503***	***196,454***	***187,100***	***214,400***	***17,946***	***9.13%***
	Other Expenditures						
63000	Advertising		3,500			(3,500)	-100.00%
63010	Association/Membership Fees	343	1,100	700	800	(300)	-27.27%
63020	Computer Support/Maintenance	86	100		100		0.00%
63030	Copying & Printing	218					0.00%
63042	Equip/Furniture Purchases	483	3,500		1,000	(2,500)	-71.43%
63051	Telephone	814	1,100	1,200	1,100		0.00%
63052	Cellular	1,495	4,800	1,600	2,300	(2,500)	-52.08%
63060	Office & Charting Supplies	337	1,000	500	1,000		0.00%
63300	Staff Training and Development		4,400	200	1,500	(2,900)	-65.91%
63310	Travel & Meal Expenses	7,024	12,000	7,400	10,000	(2,000)	-16.67%
63320	Conferences	1,440	4,000	1,000	2,000	(2,000)	-50.00%
63531	Other Expenditure Recovery	(7,250)		(4,400)			0.00%
63706	Playroom Supplies	885					0.00%
63708	Licenses and Fees	120	200	200	200		0.00%
64100	Legal Fees	1,128	1,000			(1,000)	-100.00%
64119	LHCC Base Funding	181,642	269,100	107,300	262,200	(6,900)	-2.56%
64122	Provider Enhancement Payment	78,308	80,000	78,400	80,000		0.00%
64123	Purchased Services	832,709					0.00%
64129	Fee Subsidy		1,137,100	637,400	950,000	(187,100)	-16.45%
65110	Insurance	14,867	14,000	14,000	10,200	(3,800)	-27.14%
66508	Non Sharable	470	450	400	300	(150)	-33.33%
67013	Interfunc. Audit Fees	597	600	600	600		0.00%
67014	Interfunc. IS Costs	2,415	4,600	4,600	1,700	(2,900)	-63.04%
	Total - Other Expenditures	***1,118,131***	***1,542,550***	***851,100***	***1,325,000***	***(217,550)***	***-14.10%***

The County of Grey
Licensed Home Child Care
2020 Budget
For the Twelve Months Ending
December 31, 2019

Account	Description	2018 ACTUAL	2019 BUDGET	2019 YEAR END PROJECTION	2020 BUDGET	2020 BUDGET to 2019 BUDGET Variance $	2020 BUDGET to 2019 BUDGET Variance %
	TOTAL EXPENDITURE	***$1,295,634***	***$1,739,004***	***$1,038,200***	***$1,539,400***	***($199,604)***	***-11.48%***
	NET REQUIREMENT	***165,562***	***227,870***	***127,000***	***190,300***	***(37,570)***	***-16.49%***

The County of Grey

Children's Services Administration

2020 Budget

For the Twelve Months Ending

December 31, 2019

Account	Description	2018 ACTUAL	2019 BUDGET	2019 YEAR END PROJECTION	2020 BUDGET	2020 BUDGET to 2019 BUDGET Variance $	2020 BUDGET to 2019 BUDGET Variance %
	REVENUE						
49400	Transfer From Reserve	($45,297)	($294,241)	($7,900)	($123,500)	$170,741	-58.03%
51100	Provincial Conditional Grant	(309,606)	(270,696)	(406,800)	(271,800)	(1,104)	0.41%
	TOTAL REVENUE	***(354,903)***	***(564,937)***	***(414,700)***	***(395,300)***	***169,637***	***-30.03%***
	EXPENDITURE						
	Salaries and Wages						
61000	Salaries and Wages	289,180	374,550	306,600	307,400	(67,150)	-17.93%
61003	Overtime Wages	2,671		6,300			0.00%
	Total - Salaries & Wages	***291,851***	***374,550***	***312,900***	***307,400***	***(67,150)***	***-17.93%***
	Employee Benefits						
61220	CPP	11,178	15,096	12,400	12,400	(2,696)	-17.86%
61221	EI	4,539	5,942	4,800	4,400	(1,542)	-25.95%
61222	WSIB Premiums	3,789	5,306	4,100	4,000	(1,306)	-24.61%
61223	OMERS	28,718	37,016	31,500	30,300	(6,716)	-18.14%
61224	EHT	5,702	7,337	6,100	6,000	(1,337)	-18.22%
61225	Group Benefits	33,857	47,694	36,400	36,500	(11,194)	-23.47%
61260	Service Awards				400	400	100.00%
	Total - Employee Benefits	***87,783***	***118,391***	***95,300***	***94,000***	***(24,391)***	***-20.60%***
	Total Salaries and Benefits	***379,634***	***492,941***	***408,200***	***401,400***	***(91,541)***	***-18.57%***
	Other Expenditures						
63000	Advertising	4,104	7,000	6,100		(7,000)	-100.00%
63010	Association/Membership Fees	1,543	1,300	1,300	1,300		0.00%
63019	Analytics		2,000			(2,000)	-100.00%
63020	Computer Support/Maintenance				800	800	100.00%
63026	Computer Software	873		200			0.00%
63030	Copying & Printing	505	2,000	500	2,500	500	25.00%
63042	Equip/Furniture Purchases	7,768	4,000	1,500	2,000	(2,000)	-50.00%
63051	Telephone	607	900	800	1,900	1,000	111.11%
63052	Cellular	498	2,200	700	1,200	(1,000)	-45.45%
63060	Office & Charting Supplies	2,046	3,000	2,100	3,000		0.00%
63063	Postage/Courier/Freight	2,298	2,500	2,800	2,500		0.00%
63070	Other Materials & Services	103					0.00%
63300	Staff Training and Development	1,752	3,550	900	2,000	(1,550)	-43.66%
63310	Travel & Meal Expenses	8,917	15,000	9,600	8,000	(7,000)	-46.67%
63320	Conferences		3,000	900	2,000	(1,000)	-33.33%
63531	Other Expenditure Recovery	(515)					0.00%
63708	Licenses and Fees			100			0.00%
64020	Computer Support/Maintenance	23,722	24,000	27,200	1,500	(22,500)	-93.75%
64100	Legal Fees	20,440	15,000			(15,000)	-100.00%
64102	Professional & Consulting fees	195	35,000			(35,000)	-100.00%
65110	Insurance	14,867	14,000	14,000	10,200	(3,800)	-27.14%
66508	Non Sharable	1,029	500	400	500		0.00%
67000	Interfunc. Admin Charges	35,800	46,800	46,800	60,400	13,600	29.06%
67007	Interfunc. Rent	19,166	19,166	19,200	19,200	34	0.18%
67013	Interfunc. Audit Fees	2,686	2,700	2,700	2,600	(100)	-3.70%

The County of Grey
Children's Services Administration
2020 Budget
For the Twelve Months Ending
December 31, 2019

Account	Description	2018 ACTUAL	2019 BUDGET	2019 YEAR END PROJECTION	2020 BUDGET	2020 BUDGET to 2019 BUDGET Variance $	2020 BUDGET to 2019 BUDGET Variance %
67014	Interfunc. IS Costs	$2,415	$5,400	$5,400	$9,300	$3,900	72.22%
67019	Interfunc. Computer Lease Chg.	3,000	3,700	3,700	3,700		0.00%
	Total - Other Expenditures	***153,819***	***212,716***	***146,900***	***134,600***	***(78,116)***	***-36.72%***
	TOTAL EXPENDITURE	***533,453***	***705,657***	***555,100***	***536,000***	***(169,657)***	***-24.04%***
	NET REQUIREMENT	***178,550***	***140,720***	***140,400***	***140,700***	***(20)***	***-0.01%***

The County of Grey

Repairs and Maintenance

2020 Budget

For the Twelve Months Ending

December 31, 2019

Account	Description	2018 ACTUAL	2019 BUDGET	2019 YEAR END PROJECTION	2020 BUDGET	2020 BUDGET to 2019 BUDGET Variance $	2020 BUDGET to 2019 BUDGET Variance %
	REVENUE						
51100	Provincial Conditional Grant	($97,196)	($59,921)	($92,500)	($62,100)	($2,179)	3.64%
	TOTAL REVENUE	***(97,196)***	***(59,921)***	***(92,500)***	***(62,100)***	***(2,179)***	***3.64%***
	EXPENDITURE						
	Other Expenditures						
66040	Equip/Furniture Maintenance		8,917			(8,917)	-100.00%
66042	Equip/Furniture Purchases	20,912	21,000	21,000	13,200	(7,800)	-37.14%
66403	Maintenance of Buildings	61,613	17,500	59,000	34,200	16,700	95.43%
66467	Water Regulatory Mtce	14,671	12,504	12,500	14,700	2,196	17.56%
	Total - Other Expenditures	***97,196***	***59,921***	***92,500***	***62,100***	***2,179***	***3.64%***
	TOTAL EXPENDITURE	***97,196***	***59,921***	***92,500***	***62,100***	***2,179***	***3.64%***

The County of Grey

Child Care and Early Years Planning & Data Analysis

2020 Budget

For the Twelve Months Ending

December 31, 2019

Account	Description	2018 ACTUAL	2019 BUDGET	2019 YEAR END PROJECTION	2020 BUDGET	2020 BUDGET to 2019 BUDGET Variance $	2020 BUDGET to 2019 BUDGET Variance %
	REVENUE						
51100	Provincial Conditional Grant	($96,653)	($96,653)	($96,600)	($96,000)	$653	-0.68%
	TOTAL REVENUE	***(96,653)***	***(96,653)***	***(96,600)***	***(96,000)***	***653***	***-0.68%***
	EXPENDITURE						
	Salaries and Wages						
61000	Salaries and Wages	85,532	102,598	101,900	106,500	3,902	3.80%
61003	Overtime Wages			1,100			0.00%
	Total - Salaries & Wages	***85,532***	***102,598***	***103,000***	***106,500***	***3,902***	***3.80%***
	Employee Benefits						
61220	CPP	3,079	3,713	3,600	3,900	187	5.04%
61221	EI	1,207	1,424	1,300	1,400	(24)	-1.69%
61222	WSIB Premiums	1,148	1,484	1,400	1,400	(84)	-5.66%
61223	OMERS	8,896	10,746	10,900	11,200	454	4.22%
61224	EHT	1,683	2,010	2,000	2,100	90	4.48%
61225	Group Benefits	8,607	12,122	11,400	11,900	(222)	-1.83%
	Total - Employee Benefits	***24,620***	***31,499***	***30,600***	***31,900***	***401***	***1.27%***
	Total Salaries and Benefits	***110,152***	***134,097***	***133,600***	***138,400***	***4,303***	***3.21%***
	Other Expenditures						
63010	Association/Membership Fees	250					0.00%
63019	Analytics		5,000	200	5,000		0.00%
63026	Computer Software	58					0.00%
63052	Cellular	460	780	500	1,000	220	28.21%
63069	Aboriginal Planning	1,800	1,800	1,800	1,800		0.00%
63070	Other Materials & Services	2,295					0.00%
63300	Staff Training and Development	200			500	500	100.00%
63310	Travel & Meal Expenses	1,438	500	2,000	2,100	1,600	320.00%
64102	Professional & Consulting fees		5,000	200	5,000		0.00%
66300	Staff Training and Development	12,281					0.00%
67014	Interfunc. IS Costs				2,700	2,700	100.00%
	Total - Other Expenditures	***18,782***	***13,080***	***4,700***	***18,100***	***5,020***	***38.38%***
	TOTAL EXPENDITURE	***128,934***	***147,177***	***138,300***	***156,500***	***9,323***	***6.33%***
	NET REQUIREMENT	***32,281***	***50,524***	***41,700***	***60,500***	***9,976***	***19.75%***

The County of Grey

EarlyON

2020 Budget

For the Twelve Months Ending

December 31, 2019

Account	Description	2018 ACTUAL	2019 BUDGET	2019 YEAR END PROJECTION	2020 BUDGET	2020 BUDGET to 2019 BUDGET Variance $	2020 BUDGET to 2019 BUDGET Variance %
	REVENUE						
49400	Transfer From Reserve				($20,200)	($20,200)	100.00%
51100	Provincial Conditional Grant	(957,050)	(957,050)	(957,000)	(950,900)	6,150	-0.64%
53001	Other Municipalities	(5,250)					0.00%
54031	Building Rentals	(9,404)	(9,704)	(9,400)	(9,500)	204	-2.10%
	TOTAL REVENUE	***(971,704)***	***(966,754)***	***(966,400)***	***(980,600)***	***(13,846)***	***1.43%***
	EXPENDITURE						
	Salaries and Wages						
61000	Salaries and Wages	185,487	196,453	178,500	211,700	15,247	7.76%
61003	Overtime Wages	1,280		2,700			0.00%
	Total - Salaries & Wages	***186,767***	***196,453***	***181,200***	***211,700***	***15,247***	***7.76%***
	Employee Benefits						
61220	CPP	7,867	8,724	7,700	9,200	476	5.46%
61221	EI	3,268	3,359	2,900	3,300	(59)	-1.76%
61222	WSIB Premiums	2,488	2,841	2,500	2,800	(41)	-1.44%
61223	OMERS	17,142	17,238	16,900	20,000	2,762	16.02%
61224	EHT	3,648	3,846	3,500	4,100	254	6.60%
61225	Group Benefits	21,535	25,018	23,000	28,500	3,482	13.92%
61260	Service Awards	356	160		700	540	337.50%
	Total - Employee Benefits	***56,304***	***61,186***	***56,500***	***68,600***	***7,414***	***12.12%***
	Total Salaries and Benefits	***243,071***	***257,639***	***237,700***	***280,300***	***22,661***	***8.80%***
	Other Expenditures						
63000	Advertising	3,310	3,200	2,000		(3,200)	-100.00%
63010	Association/Membership Fees	205	250	300	200	(50)	-20.00%
63020	Computer Support/Maintenance	249		300			0.00%
63030	Copying & Printing	685	2,000	700	1,000	(1,000)	-50.00%
63042	Equip/Furniture Purchases	3,260	4,500	900	2,000	(2,500)	-55.56%
63051	Telephone	916	1,500	1,200	1,100	(400)	-26.67%
63052	Cellular	698	1,120	400	600	(520)	-46.43%
63060	Office & Charting Supplies	395	800	600	800		0.00%
63063	Postage/Courier/Freight		100		100		0.00%
63070	Other Materials & Services	698					0.00%
63300	Staff Training and Development	609	4,000	1,300	2,000	(2,000)	-50.00%
63310	Travel & Meal Expenses	6,972	9,500	7,900	8,100	(1,400)	-14.74%
63320	Conferences	672	1,000	800	1,000		0.00%
63401	Cleaning Supplies	336	900	700	800	(100)	-11.11%
63403	Maintenance of Buildings	14,260	11,600	11,000	11,600		0.00%
63419	Waste Disposal	390	200	200	200		0.00%
63440	Heat	2,513	3,000	2,200	2,800	(200)	-6.67%
63441	Hydro/Water	3,465	5,000	3,000	3,700	(1,300)	-26.00%
63444	Water Heaters/Leased Equipment	223	300	200	200	(100)	-33.33%
63706	Playroom Supplies	8,619	6,000	5,500	6,000		0.00%
63707	Program Delivery	505	1,500	13,000	1,500		0.00%
64102	Professional & Consulting fees	546					0.00%
64401	Cleaning Contracts	13,788	18,320	14,100	18,300	(20)	-0.11%

The County of Grey
EarlyON
2020 Budget
For the Twelve Months Ending
December 31, 2019

Account	Description	2018 ACTUAL	2019 BUDGET	2019 YEAR END PROJECTION	2020 BUDGET	2020 BUDGET to 2019 BUDGET Variance $	2020 BUDGET to 2019 BUDGET Variance %
64486	Snow Removal		$3,400	$3,400	$3,400		0.00%
65110	Insurance	14,867	14,000	14,000	10,200	(3,800)	-27.14%
66000	Payments to Indiv. & Organiz'	720,464	743,124	725,600	743,100	(24)	0.00%
66300	Staff Training and Development		5,000	2,100	5,000		0.00%
66508	Non Sharable	300	450	500	500	50	11.11%
67014	Interfunc. IS Costs	1,610	5,000	5,000	4,900	(100)	-2.00%
	Total - Other Expenditures	***800,555***	***845,764***	***816,900***	***829,100***	***(16,664)***	***-1.97%***
	TOTAL EXPENDITURE	***1,043,626***	***1,103,403***	***1,054,600***	***1,109,400***	***5,997***	***0.54%***
	NET REQUIREMENT	***71,922***	***136,649***	***88,200***	***128,800***	***(7,849)***	***-5.74%***

The County of Grey

Indigenous-Led

2020 Budget

For the Twelve Months Ending

December 31, 2019

Account	Description	2018 ACTUAL	2019 BUDGET	2019 YEAR END PROJECTION	2020 BUDGET	2020 BUDGET to 2019 BUDGET Variance $	2020 BUDGET to 2019 BUDGET Variance %
	REVENUE						
51100	Provincial Conditional Grant	($90,493)	($87,221)	($87,300)	($72,200)	$15,021	-17.22%
	TOTAL REVENUE	***(90,493)***	***(87,221)***	***(87,300)***	***(72,200)***	***15,021***	***-17.22%***
	EXPENDITURE						
	Other Expenditures						
66000	Payments to Indiv. & Organiz'	90,493	87,221	87,300	72,200	(15,021)	-17.22%
	Total - Other Expenditures	***90,493***	***87,221***	***87,300***	***72,200***	***(15,021)***	***-17.22%***
	TOTAL EXPENDITURE	***90,493***	***87,221***	***87,300***	***72,200***	***(15,021)***	***-17.22%***

The County of Grey

Fee Subsidy

2020 Budget

For the Twelve Months Ending

December 31, 2019

Account	Description	2018 ACTUAL	2019 BUDGET	2019 YEAR END PROJECTION	2020 BUDGET	2020 BUDGET to 2019 BUDGET Variance $	2020 BUDGET to 2019 BUDGET Variance %
	REVENUE						
49400	Transfer From Reserve		($15,700)	($239,600)	($449,500)	($433,800)	2763.06%
51100	Provincial Conditional Grant	(1,657,777)	(1,607,280)	(1,987,600)	(1,748,700)	(141,420)	8.80%
51106	Prov. Prog. OW Childcare Informal	(9,934)					0.00%
51107	Prov. Prog. OW Childcare Formal	(45,829)					0.00%
	TOTAL REVENUE	***(1,713,540)***	***(1,622,980)***	***(2,227,200)***	***(2,198,200)***	***(575,220)***	***35.44%***
	EXPENDITURE						
	Other Expenditures						
63531	Other Expenditure Recovery	(83,935)		(79,200)	(84,000)	(84,000)	100.00%
63537	Fee Subsidy Recovery			86,400			0.00%
64120	Purchased Service	2,156,158					0.00%
64129	Fee Subsidy		2,008,500	2,714,100	2,715,000	706,500	35.18%
66129	Fee Subsidy OW Informal		16,300	2,800	4,400	(11,900)	-73.01%
66525	Informal Childcare-OW	12,418					0.00%
66526	Formal Childcare-OW	57,287					0.00%
	Total - Other Expenditures	***2,141,928***	***2,024,800***	***2,724,100***	***2,635,400***	***610,600***	***30.16%***
	TOTAL EXPENDITURE	***2,141,928***	***2,024,800***	***2,724,100***	***2,635,400***	***610,600***	***30.16%***
	NET REQUIREMENT	***428,388***	***401,820***	***496,900***	***437,200***	***35,380***	***8.80%***

The County of Grey

Capacity Building

2020 Budget

For the Twelve Months Ending

December 31, 2019

Account	Description	2018 ACTUAL	2019 BUDGET	2019 YEAR END PROJECTION	2020 BUDGET	2020 BUDGET to 2019 BUDGET Variance $	2020 BUDGET to 2019 BUDGET Variance %
	REVENUE						
51100	Provincial Conditional Grant	($21,921)	($37,844)	($39,900)	($41,500)	($3,656)	9.66%
	TOTAL REVENUE	***(21,921)***	***(37,844)***	***(39,900)***	***(41,500)***	***(3,656)***	***9.66%***
	EXPENDITURE						
	Other Expenditures						
64102	Professional & Consulting fees	5,932	17,600	17,600	19,600	2,000	11.36%
66300	Staff Training and Development	12,663	13,544	20,600	14,400	856	6.32%
66310	Travel & Meal Expenses	3,326	6,700	1,700	7,500	800	11.94%
	Total - Other Expenditures	***21,921***	***37,844***	***39,900***	***41,500***	***3,656***	***9.66%***
	TOTAL EXPENDITURE	***21,921***	***37,844***	***39,900***	***41,500***	***3,656***	***9.66%***

The County of Grey

Play Based Material and Equipment

2020 Budget

For the Twelve Months Ending

December 31, 2019

Account	Description	2018 ACTUAL	2019 BUDGET	2019 YEAR END PROJECTION	2020 BUDGET	2020 BUDGET to 2019 BUDGET Variance $	2020 BUDGET to 2019 BUDGET Variance %
	REVENUE						
51100	Provincial Conditional Grant	($50,836)	($44,000)	($66,900)	($44,000)		0.00%
	TOTAL REVENUE	***(50,836)***	***(44,000)***	***(66,900)***	***(44,000)***		***0.00%***
	EXPENDITURE						
	Other Expenditures						
66042	Equip/Furniture Purchases	41,806	17,000	64,800	17,000		0.00%
66706	Playroom Supplies	21,738	38,000	18,800	38,000		0.00%
	Total - Other Expenditures	***63,544***	***55,000***	***83,600***	***55,000***		***0.00%***
	TOTAL EXPENDITURE	***63,544***	***55,000***	***83,600***	***55,000***		***0.00%***
	NET REQUIREMENT	***12,708***	***11,000***	***16,700***	***11,000***		***0.00%***

The County of Grey

General Operating Grant

2020 Budget

For the Twelve Months Ending

December 31, 2019

Account	Description	2018 ACTUAL	2019 BUDGET	2019 YEAR END PROJECTION	2020 BUDGET	2020 BUDGET to 2019 BUDGET Variance $	2020 BUDGET to 2019 BUDGET Variance %
	REVENUE						
49400	Transfer From Reserve	($63,040)					0.00%
51100	Provincial Conditional Grant	(46,026)	(46,026)	(46,100)	(46,000)	26	-0.06%
51126	Prov General Operating Grant	(1,389,046)	(1,253,755)	(1,253,800)	(1,253,800)	(45)	0.00%
	TOTAL REVENUE	***(1,498,112)***	***(1,299,781)***	***(1,299,900)***	***(1,299,800)***	***(19)***	***0.00%***
	EXPENDITURE						
	Other Expenditures						
66557	Pay Equity Memorandum of Settlement	46,026	46,026	46,100	46,000	(26)	-0.06%
66561	General Operating Grant	1,452,086	1,253,755	1,253,800	1,253,800	45	0.00%
	Total - Other Expenditures	***1,498,112***	***1,299,781***	***1,299,900***	***1,299,800***	***19***	***0.00%***
	TOTAL EXPENDITURE	***1,498,112***	***1,299,781***	***1,299,900***	***1,299,800***	***19***	***0.00%***

The County of Grey

Special Needs Resourcing

2020 Budget

For the Twelve Months Ending

December 31, 2019

Account	Description	2018 ACTUAL	2019 BUDGET	2019 YEAR END PROJECTION	2020 BUDGET	2020 BUDGET to 2019 BUDGET Variance $	2020 BUDGET to 2019 BUDGET Variance %
	REVENUE						
49400	Transfer From Reserve	($8,726)					0.00%
51100	Provincial Conditional Grant	(769,650)	(778,218)	(778,200)	(778,200)	18	0.00%
	TOTAL REVENUE	***(778,376)***	***(778,218)***	***(778,200)***	***(778,200)***	***18***	***0.00%***
	EXPENDITURE						
	Other Expenditures						
66548	Behaviour Management	118,854	118,854	118,900	118,900	46	0.04%
66550	Special Needs Resourcing	658,979	662,068	662,100	662,000	(68)	-0.01%
66594	Staffing Component	175,200	175,200	175,200	175,200		0.00%
66595	Special Needs Equipment	9,729	9,729	9,800	9,700	(29)	-0.30%
	Total - Other Expenditures	***962,762***	***965,851***	***966,000***	***965,800***	***(51)***	***-0.01%***
	TOTAL EXPENDITURE	***962,762***	***965,851***	***966,000***	***965,800***	***(51)***	***-0.01%***
	NET REQUIREMENT	***184,386***	***187,633***	***187,800***	***187,600***	***(33)***	***-0.02%***

The County of Grey

Wage Enhancement

2020 Budget

For the Twelve Months Ending

December 31, 2019

Account	Description	2018 ACTUAL	2019 BUDGET	2019 YEAR END PROJECTION	2020 BUDGET	2020 BUDGET to 2019 BUDGET Variance $	2020 BUDGET to 2019 BUDGET Variance %
	REVENUE						
51100	Provincial Conditional Grant	($1,126,516)	($1,180,631)	($1,183,000)	($1,294,700)	($114,069)	9.66%
	TOTAL REVENUE	***(1,126,516)***	***(1,180,631)***	***(1,183,000)***	***(1,294,700)***	***(114,069)***	***9.66%***
	EXPENDITURE						
	Salaries and Wages						
61000	Salaries and Wages	15,885	16,827	16,100	16,900	73	0.43%
61003	Overtime Wages	711		1,100			0.00%
	Total - Salaries & Wages	***16,596***	***16,827***	***17,200***	***16,900***	***73***	***0.43%***
	Employee Benefits						
61220	CPP	611	648	600	700	52	8.02%
61221	EI	247	257	200	200	(57)	-22.18%
61222	WSIB Premiums	221	243	200	200	(43)	-17.70%
61223	OMERS	1,589	1,649	1,600	1,600	(49)	-2.97%
61224	EHT	325	330	300	300	(30)	-9.09%
61225	Group Benefits	1,912	2,084	2,000	2,000	(84)	-4.03%
	Total - Employee Benefits	***4,905***	***5,211***	***4,900***	***5,000***	***(211)***	***-4.05%***
	Total Salaries and Benefits	***21,501***	***22,038***	***22,100***	***21,900***	***(138)***	***-0.63%***
	Other Expenditures						
66558	Wage Enhancement Grant	1,072,810	1,126,925	1,129,400	1,241,100	114,175	10.13%
66562	Wage Enhancement Admin	32,205	31,668	31,500	31,700	32	0.10%
	Total - Other Expenditures	***1,105,015***	***1,158,593***	***1,160,900***	***1,272,800***	***114,207***	***9.86%***
	TOTAL EXPENDITURE	***1,126,516***	***1,180,631***	***1,183,000***	***1,294,700***	***114,069***	***9.66%***

The County of Grey

Fee Stabilization Funding

2020 Budget

For the Twelve Months Ending

December 31, 2019

Account	Description	2018 ACTUAL	2019 BUDGET	2019 YEAR END PROJECTION	2020 BUDGET	2020 BUDGET to 2019 BUDGET Variance $	2020 BUDGET to 2019 BUDGET Variance %
	REVENUE						
51100	Provincial Conditional Grant	($162,302)	($291,272)			$291,272	-100.00%
	TOTAL REVENUE	***(162,302)***	***(291,272)***			***291,272***	***-100.00%***
	EXPENDITURE						
	Salaries and Wages						
61000	Salaries and Wages	22,386					0.00%
	Total - Salaries & Wages	***22,386***					***0.00%***
	Employee Benefits						
61220	CPP	833					0.00%
61221	EI	330					0.00%
61222	WSIB Premiums	302					0.00%
61223	OMERS	2,291					0.00%
61224	EHT	443					0.00%
61225	Group Benefits	2,542					0.00%
	Total - Employee Benefits	***6,741***					***0.00%***
	Total Salaries and Benefits	***29,127***					***0.00%***
	Other Expenditures						
66563	Fee Stabilization Funding	133,175	291,272			(291,272)	-100.00%
	Total - Other Expenditures	***133,175***	***291,272***			***(291,272)***	***-100.00%***
	TOTAL EXPENDITURE	***162,302***	***291,272***			***(291,272)***	***-100.00%***

The County of Grey

Expansion Funding

2020 Budget

For the Twelve Months Ending

December 31, 2019

Account	Description	2018 ACTUAL	2019 BUDGET	2019 YEAR END PROJECTION	2020 BUDGET	2020 BUDGET to 2019 BUDGET Variance $	2020 BUDGET to 2019 BUDGET Variance %
	REVENUE						
51100	Provincial Conditional Grant	($658,012)	($1,160,683)	($635,300)	($358,000)	$802,683	-69.16%
51107	Prov. Prog. OW Childcare Formal	(21,283)					0.00%
51126	Prov General Operating Grant	(564,853)	(219,000)		(861,400)	(642,400)	293.33%
	TOTAL REVENUE	***(1,244,148)***	***(1,379,683)***	***(635,300)***	***(1,219,400)***	***160,283***	***-11.62%***
	EXPENDITURE						
	Salaries and Wages						
61000	Salaries and Wages	77,300	107,286	74,200	59,900	(47,386)	-44.17%
61003	Overtime Wages			100			0.00%
	Total - Salaries & Wages	***77,300***	***107,286***	***74,300***	***59,900***	***(47,386)***	***-44.17%***
	Employee Benefits						
61220	CPP	3,190	4,455	3,200	2,600	(1,855)	-41.64%
61221	EI	1,312	1,709	1,200	1,000	(709)	-41.49%
61222	WSIB Premiums	1,033	1,552	1,000	800	(752)	-48.45%
61223	OMERS	7,680	10,573	6,600	5,800	(4,773)	-45.14%
61224	EHT	1,513	2,102	1,500	1,200	(902)	-42.91%
61225	Group Benefits	8,847	13,824	8,000	7,400	(6,424)	-46.47%
	Total - Employee Benefits	***23,575***	***34,215***	***21,500***	***18,800***	***(15,415)***	***-45.05%***
	Total Salaries and Benefits	***100,875***	***141,501***	***95,800***	***78,700***	***(62,801)***	***-44.38%***
	Other Expenditures						
63041	Computer Purchases	3,980		200			0.00%
63042	Equip/Furniture Purchases	1,518					0.00%
63052	Cellular	992		400	300	300	100.00%
63060	Office & Charting Supplies	41		200			0.00%
63070	Other Materials & Services		87,418			(87,418)	-100.00%
63300	Staff Training and Development			100			0.00%
63310	Travel & Meal Expenses	3,486		2,400	1,700	1,700	100.00%
64102	Professional & Consulting fees			67,900			0.00%
64120	Purchased Service	244,377					0.00%
64123	Purchased Services	46,378					0.00%
64129	Fee Subsidy		609,841			(609,841)	-100.00%
66042	Equip/Furniture Purchases	31,542	128,395	36,300	34,200	(94,195)	-73.36%
66300	Staff Training and Development		8,565			(8,565)	-100.00%
66403	Maintenance of Buildings	199,009		98,700	171,800	171,800	100.00%
66526	Formal Childcare-OW	21,283					0.00%
66550	Special Needs Resourcing	10,759	56,567	500	50,000	(6,567)	-11.61%
66561	General Operating Grant	564,853	219,000	305,200	861,400	642,400	293.33%
66706	Playroom Supplies	15,056	128,396	27,600	21,300	(107,096)	-83.41%
	Total - Other Expenditures	***1,143,274***	***1,238,182***	***539,500***	***1,140,700***	***(97,482)***	***-7.87%***
	TOTAL EXPENDITURE	***1,244,149***	***1,379,683***	***635,300***	***1,219,400***	***(160,283)***	***-11.62%***
	NET REQUIREMENT	***1***					***0.00%***

The County of Grey

ELCC Funding

2020 Budget

For the Twelve Months Ending

December 31, 2019

Account	Description	2018 ACTUAL	2019 BUDGET	2019 YEAR END PROJECTION	2020 BUDGET	2020 BUDGET to 2019 BUDGET Variance $	2020 BUDGET to 2019 BUDGET Variance %
	REVENUE						
51100	Provincial Conditional Grant	($339,835)	($443,127)	($147,100)	($103,700)	$339,427	-76.60%
51107	Prov. Prog. OW Childcare Formal	(2,294)					0.00%
51126	Prov General Operating Grant	(171,499)	(81,000)		(420,300)	(339,300)	418.89%
	TOTAL REVENUE	***(513,628)***	***(524,127)***	***(147,100)***	***(524,000)***	***127***	***-0.02%***
	EXPENDITURE						
	Salaries and Wages						
61000	Salaries and Wages	42,010	58,336	39,800	32,800	(25,536)	-43.77%
61003	Overtime Wages			100			0.00%
	Total - Salaries & Wages	***42,010***	***58,336***	***39,900***	***32,800***	***(25,536)***	***-43.77%***
	Employee Benefits						
61220	CPP	1,736	2,420	1,700	1,400	(1,020)	-42.15%
61221	EI	714	929	600	500	(429)	-46.18%
61222	WSIB Premiums	561	844	600	400	(444)	-52.61%
61223	OMERS	4,175	5,752	3,600	3,200	(2,552)	-44.37%
61224	EHT	822	1,143	800	600	(543)	-47.51%
61225	Group Benefits	5,165	7,488	4,400	4,000	(3,488)	-46.58%
	Total - Employee Benefits	***13,173***	***18,576***	***11,700***	***10,100***	***(8,476)***	***-45.63%***
	Total Salaries and Benefits	***55,183***	***76,912***	***51,600***	***42,900***	***(34,012)***	***-44.22%***
	Other Expenditures						
63041	Computer Purchases			100			0.00%
63042	Equip/Furniture Purchases	285					0.00%
63052	Cellular	539		200	200	200	100.00%
63060	Office & Charting Supplies	9		100			0.00%
63070	Other Materials & Services		25,195			(25,195)	-100.00%
63300	Staff Training and Development	2,034		100			0.00%
63310	Travel & Meal Expenses	1,904		1,100	900	900	100.00%
64120	Purchased Service	219,318					0.00%
64123	Purchased Services	41,623					0.00%
64129	Fee Subsidy		225,558			(225,558)	-100.00%
66042	Equip/Furniture Purchases	3,917	45,202	800	3,900	(41,302)	-91.37%
66300	Staff Training and Development		3,570			(3,570)	-100.00%
66403	Maintenance of Buildings			16,100	17,100	17,100	100.00%
66526	Formal Childcare-OW	2,294					0.00%
66550	Special Needs Resourcing	12,638	21,489	14,100	21,500	11	0.05%
66561	General Operating Grant	171,499	81,000	52,900	420,300	339,300	418.89%
66706	Playroom Supplies	2,384	45,201	10,000	17,200	(28,001)	-61.95%
	Total - Other Expenditures	***458,444***	***447,215***	***95,500***	***481,100***	***33,885***	***7.58%***
	TOTAL EXPENDITURE	***513,627***	***524,127***	***147,100***	***524,000***	***(127)***	***-0.02%***
	NET REQUIREMENT	***(1)***					***0.00%***

The County of Grey

County Social Initiatives - 100% Municipal Funding

2020 Budget

For the Twelve Months Ending

December 31, 2019

Account	Description	2018 ACTUAL	2019 BUDGET	2019 YEAR END PROJECTION	2020 BUDGET	2020 BUDGET to 2019 BUDGET Variance $	2020 BUDGET to 2019 BUDGET Variance %
	REVENUE						
49400	Transfer From Reserve		($6,000)		($6,000)		0.00%
	TOTAL REVENUE		***(6,000)***		***(6,000)***		***0.00%***
	EXPENDITURE						
	Other Expenditures						
66000	Payments to Indiv. & Organiz'	59,810	62,310	59,800	64,900	2,590	4.16%
66522	Supplies and Services	4,208	5,000	5,000	5,000		0.00%
66592	Recreation Program Subsidy	98,285	98,285	98,300	98,300	15	0.02%
66597	Children's Mental Health Counselling	97,715	97,715	97,700	97,700	(15)	-0.02%
66601	Beaver Valley Outreach	8,000	8,000	8,000	8,000		0.00%
66602	Community Support	28,000	40,000	25,000	24,000	(16,000)	-40.00%
	Total - Other Expenditures	***296,018***	***311,310***	***293,800***	***297,900***	***(13,410)***	***-4.31%***
	TOTAL EXPENDITURE	***296,018***	***311,310***	***293,800***	***297,900***	***(13,410)***	***-4.31%***
	NET REQUIREMENT	***296,018***	***305,310***	***293,800***	***291,900***	***(13,410)***	***-4.39%***

2020
BUDGET BACKGROUND
BREAKDOWN OF COUNTY SOCIAL INITIATIVES BUDGET

ACCOUNT #	ACCOUNT NAME	2019 BUDGET	2020 BUDGET	AGENCY IN RECEIPT OF FUNDS
66522	Supplies and Services	5,000	5,000	Used to fund items OW Clients need that are not funded through Reg program. Eg: Car Seats, Cribs, etc.
66592	Recreation Program Subsidy	98,285	98,300	Provided to YMCA to fund children participating in recreational programs, such as swimming, hockey, soccer, baseball etc.
66597	Children's Mental Health Counselling	97,715	97,700	Payment to Keystone Services to help fund the WRAP program - counselling for school age children
66000	Payments to Individuals & Organizations	14,810	19,900	United Way 211 Program
		20,000	20,000	Funding to support the Community Drug & Alcohol Strategy Task Force
		20,000	20,000	Funding to support the Bruce Grey Poverty Task Force
		2,500	0	Good Neighbour Network
		5,000	5,000	Bruce Grey Data Information Sharing Collaborative
		62,310	**64,900**	
66601	Beaver Valley Outreach	8,000	8,000	Assists with Funding their Recreation Program, Homelessness Issues and Good Food Box
66602	Community Support	40,000	24,000	Funding to support Safe N' Sound
	TOTALS	**311,310**	**297,900**	

The County of Grey

Ontario Works Van Program

2020 Budget

For the Twelve Months Ending

December 31, 2019

Account	Description	2018 ACTUAL	2019 BUDGET	2019 YEAR END PROJECTION	2020 BUDGET	2020 BUDGET to 2019 BUDGET Variance $	2020 BUDGET to 2019 BUDGET Variance %
	REVENUE						
51100	Provincial Conditional Grant	($150,087)	($165,148)	($165,100)	($170,400)	($5,252)	3.18%
	TOTAL REVENUE	***(150,087)***	***(165,148)***	***(165,100)***	***(170,400)***	***(5,252)***	***3.18%***
	EXPENDITURE						
	Salaries and Wages						
61000	Salaries and Wages	85,540	97,218	92,800	101,000	3,782	3.89%
61003	Overtime Wages			100			0.00%
	Total - Salaries & Wages	***85,540***	***97,218***	***92,900***	***101,000***	***3,782***	***3.89%***
	Employee Benefits						
61220	CPP	3,876	4,487	4,300	4,800	313	6.98%
61221	EI	1,708	1,911	1,800	1,800	(111)	-5.81%
61222	WSIB Premiums	1,152	1,406	1,300	1,400	(6)	-0.43%
61223	OMERS	7,482	7,959	7,600	8,300	341	4.28%
61224	EHT	1,688	1,904	1,800	2,000	96	5.04%
61225	Group Benefits	14,767	16,333	15,600	16,100	(233)	-1.43%
61260	Service Awards		430	500		(430)	-100.00%
	Total - Employee Benefits	***30,673***	***34,430***	***32,900***	***34,400***	***(30)***	***-0.09%***
	Total Salaries and Benefits	***116,213***	***131,648***	***125,800***	***135,400***	***3,752***	***2.85%***
	Other Expenditures						
63052	Cellular	1,486	2,000	1,600	3,600	1,600	80.00%
63060	Office & Charting Supplies	438					0.00%
63300	Staff Training and Development		300		300		0.00%
63310	Travel & Meal Expenses	985	1,200	1,000	1,100	(100)	-8.33%
63603	Vehicle Operations	15,965	15,000	21,700	15,000		0.00%
67024	Interfunc. Vehicle Lease	15,000	15,000	15,000	15,000		0.00%
	Total - Other Expenditures	***33,874***	***33,500***	***39,300***	***35,000***	***1,500***	***4.48%***
	TOTAL EXPENDITURE	***150,087***	***165,148***	***165,100***	***170,400***	***5,252***	***3.18%***

The County of Grey

Community Transportation Program

2020 Budget

For the Twelve Months Ending

December 31, 2019

Account	Description	2018 ACTUAL	2019 BUDGET	2019 YEAR END PROJECTION	2020 BUDGET	2020 BUDGET to 2019 BUDGET Variance $	2020 BUDGET to 2019 BUDGET Variance %
	REVENUE						
49400	Transfer From Reserve	($894)					0.00%
51100	Provincial Conditional Grant	(60,277)					0.00%
	TOTAL REVENUE	***(61,171)***					***0.00%***
	EXPENDITURE						
	Other Expenditures						
63052	Cellular	22					0.00%
64102	Professional & Consulting fees	13,722					0.00%
64520	Transportation	90,457					0.00%
	Total - Other Expenditures	***104,201***					***0.00%***
	TOTAL EXPENDITURE	***104,201***					***0.00%***
	NET REQUIREMENT	***43,030***					***0.00%***

The County of Grey

Ontario Works Administration Capital

2020 Budget

For the Twelve Months Ending

December 31, 2019

Account	Description	2018 ACTUAL	2019 BUDGET	2019 YEAR END PROJECTION	2020 BUDGET	2020 BUDGET to 2019 BUDGET Variance $	2020 BUDGET to 2019 BUDGET Variance %
	REVENUE						
49400	Transfer From Reserve	($2,236)	($60,000)	($31,400)	($75,100)	($15,100)	25.17%
	TOTAL REVENUE	***(2,236)***	***(60,000)***	***(31,400)***	***(75,100)***	***(15,100)***	***25.17%***
	EXPENDITURE						
	Other Expenditures						
63041	Computer Purchases	2,236	60,000	31,400	75,100	15,100	25.17%
	Total - Other Expenditures	***2,236***	***60,000***	***31,400***	***75,100***	***15,100***	***25.17%***
	TOTAL EXPENDITURE	***2,236***	***60,000***	***31,400***	***75,100***	***15,100***	***25.17%***

The County of Grey
Children's Services Capital
2020 Budget
For the Twelve Months Ending
December 31, 2019

Account	Description	2018 ACTUAL	2019 BUDGET	2019 YEAR END PROJECTION	2020 BUDGET	2020 BUDGET to 2019 BUDGET Variance $	2020 BUDGET to 2019 BUDGET Variance %
	REVENUE						
49400	Transfer From Reserve	($92,893)	($225,000)	($200,000)	($185,200)	$39,800	-17.69%
51121	Provincial Conditional Grant One Time				(64,000)	(64,000)	100.00%
	TOTAL REVENUE	***(92,893)***	***(225,000)***	***(200,000)***	***(249,200)***	***(24,200)***	***10.76%***
	EXPENDITURE						
	Other Expenditures						
64410	Landscaping		25,000		54,200	29,200	116.80%
64500	Buildings/Renovations	92,893			131,000	131,000	100.00%
66000	Payments to Indiv. & Organiz'				64,000	64,000	100.00%
69100	Transfer to Reserves	44,000	244,350	244,400	44,800	(199,550)	-81.67%
	Total - Other Expenditures	***136,893***	***269,350***	***244,400***	***294,000***	***24,650***	***9.15%***
	TOTAL EXPENDITURE	***136,893***	***269,350***	***244,400***	***294,000***	***24,650***	***9.15%***
	NET REQUIREMENT	***44,000***	***44,350***	***44,400***	***44,800***	***450***	***1.01%***

The County of Grey

Indigenous-Led Capital

2020 Budget

For the Twelve Months Ending

December 31, 2019

Account	Description	2018 ACTUAL	2019 BUDGET	2019 YEAR END PROJECTION	2020 BUDGET	2020 BUDGET to 2019 BUDGET Variance $	2020 BUDGET to 2019 BUDGET Variance %
	REVENUE						
51100	Provincial Conditional Grant	($246,512)	($465,288)		($465,300)	($12)	0.00%
	TOTAL REVENUE	***(246,512)***	***(465,288)***		***(465,300)***	***(12)***	***0.00%***
	EXPENDITURE						
	Other Expenditures						
66000	Payments to Indiv. & Organiz'	246,512	465,288		465,300	12	0.00%
	Total - Other Expenditures	***246,512***	***465,288***		***465,300***	***12***	***0.00%***
	TOTAL EXPENDITURE	***246,512***	***465,288***		***465,300***	***12***	***0.00%***

The County of Grey

EarlyON Dundalk Community Centre Capital

2020 Budget

For the Twelve Months Ending

December 31, 2019

Account	Description	2018 ACTUAL	2019 BUDGET	2019 YEAR END PROJECTION	2020 BUDGET	2020 BUDGET to 2019 BUDGET Variance $	2020 BUDGET to 2019 BUDGET Variance %
	REVENUE						
51100	Provincial Conditional Grant		($302,500)	($302,500)		$302,500	-100.00%
	TOTAL REVENUE		***(302,500)***	***(302,500)***		***302,500***	***-100.00%***
	EXPENDITURE						
	Other Expenditures						
64500	Buildings/Renovations		302,500	302,500		(302,500)	-100.00%
	Total - Other Expenditures		***302,500***	***302,500***		***(302,500)***	***-100.00%***
	TOTAL EXPENDITURE		***302,500***	***302,500***		***(302,500)***	***-100.00%***

The County of Grey

EarlyON Community Hub Capital

2020 Budget

For the Twelve Months Ending

December 31, 2019

Account	Description	2018 ACTUAL	2019 BUDGET	2019 YEAR END PROJECTION	2020 BUDGET	2020 BUDGET to 2019 BUDGET Variance $	2020 BUDGET to 2019 BUDGET Variance %
	REVENUE						
51100	Provincial Conditional Grant		($257,500)			$257,500	-100.00%
	TOTAL REVENUE		***(257,500)***			***257,500***	***-100.00%***
	EXPENDITURE						
	Other Expenditures						
64500	Buildings/Renovations		257,500			(257,500)	-100.00%
	Total - Other Expenditures		***257,500***			***(257,500)***	***-100.00%***
	TOTAL EXPENDITURE		***257,500***			***(257,500)***	***-100.00%***

COUNTY OF GREY
HOUSING
2020 BUDGET NET DEPARTMENT REQUIREMENT SUMMARY

OPERATING SUMMARY

	2018	2019		2020			Net Budget Change	
	Actual	Budgeted Levy	Year End Projection	Revenue	Budgeted Expenditure	Levy	2020 Budget vs 2019 Budget Variance $	Variance %
Administration	$840,280	$723,778	$740,800	($414,300)	$1,246,200	$831,900	$108,122	14.94%
Total Property Recurring	$2,158,193	$2,694,386	$2,616,500	($4,342,900)	$6,982,800	$2,639,900	($54,486)	-2.02%
Rent Supplement Summary	($16,087)	$0	$0	($25,300)	$25,300	$0	$0	0.00%
Social Housing Improvement Program	$0	$0	$0	$0	$0	$0	$0	0.00%
Social Infrastructure Fund	$0	$0	$0	$0	$0	$0	$0	0.00%
Investment in Affordable Housing	$1,940	$1,940	$12,500	($201,900)	$201,900	$0	($1,940)	-100.00%
Rental and Supportive	$0	$0	$0	($90,800)	$90,800	$0	$0	0.00%
Revolving Home Ownership Program	$0	$0	$0	($50,000)	$50,000	$0	$0	0.00%
Non Profit Housing	$2,619,354	$2,292,560	$2,292,600	($495,400)	$2,806,900	$2,311,500	$18,940	0.83%
Canada-Ontario Community Housing Initiative (COCHI)	$0	$0	$0	($4,715,300)	$4,715,300	$0	$0	0.00%
Ontario Priorities Housing Initiative (OPHI)	$0	$0	$0	($1,591,800)	$1,591,800	$0	$0	0.00%
Indigenous Housing Support Program (IHSP)	$0	$0	$0	($72,000)	$72,000	$0	$0	0.00%
Community Homelessness Prevention Initiative (CHPI)	$0	$0	$0	($1,888,300)	$1,888,300	$0	$0	0.00%
Total Operating	**$5,603,680**	**$5,712,664**	**$5,662,400**	**($13,888,000)**	**$19,671,300**	**$5,783,300**	**$70,636**	**1.24%**

CAPITAL SUMMARY

	2018	2019		2020			Net Budget Change	
	Actual	Budgeted Levy	Year End Projection	Revenue	Budgeted Expenditure	Levy	2020 Budget vs 2019 Budget Variance $	Variance %
County Housing	$1,549,427	$1,369,500	$1,369,500	($1,929,800)	$3,326,700	$1,396,900	$27,400	2.00%
Total Capital	**$1,549,427**	**$1,369,500**	**$1,369,500**	**($1,929,800)**	**$3,326,700**	**$1,396,900**	**$27,400**	**2.00%**

OPERATING AND CAPITAL COMBINED SUMMARY

	2018	2019		2020			Net Budget Change	
	Actual	Budgeted Levy	Year End Projection	Revenue	Budgeted Expenditure	Levy	2020 Budget vs 2019 Budget Variance $	Variance %
Operating	$5,603,680	$5,712,664	$5,662,400	($13,888,000)	$19,671,300	$5,783,300	$70,636	1.24%
Capital	$1,549,427	$1,369,500	$1,369,500	($1,929,800)	$3,326,700	$1,396,900	$27,400	2.00%
Grand Total	**$7,153,107**	**$7,082,164**	**$7,031,900**	**($15,817,800)**	**$22,998,000**	**$7,180,200**	**$98,036**	**1.38%**

The County of Grey
Grey County Housing
Administration
2020 Budget
For the Twelve Months Ending
December 31, 2019

Account	Description	2018 ACTUAL	2019 BUDGET	2019 YEAR END PROJECTION	2020 BUDGET	2020 BUDGET to 2019 BUDGET Variance $	2020 BUDGET to 2019 BUDGET Variance %
	REVENUE						
49400	Transfer From Reserve				($13,000)	($13,000)	100.00%
49405	From Reserve - One Time Funding		(25,000)	(25,000)		25,000	-100.00%
52000	Federal Conditional Grant	(413,231)	(399,892)	(399,900)	(401,300)	(1,408)	0.35%
	TOTAL REVENUE	***(413,231)***	***(424,892)***	***(424,900)***	***(414,300)***	***10,592***	***-2.49%***
	EXPENDITURE						
	Salaries and Wages						
61000	Salaries and Wages	732,649	746,000	769,500	834,000	88,000	11.80%
61003	Overtime Wages	162					0.00%
	Total - Salaries & Wages	***732,811***	***746,000***	***769,500***	***834,000***	***88,000***	***11.80%***
	Employee Benefits						
61220	CPP	25,313	27,200	29,100	31,500	4,300	15.81%
61221	EI	10,176	10,500	10,100	11,200	700	6.67%
61222	WSIB Premiums	8,674	9,800	9,400	10,500	700	7.14%
61223	OMERS	78,097	82,200	78,600	85,500	3,300	4.01%
61224	EHT	14,084	14,600	15,000	16,300	1,700	11.64%
61225	Group Benefits	77,719	84,600	83,800	93,400	8,800	10.40%
61260	Service Awards	153	300		200	(100)	-33.33%
	Total - Employee Benefits	***214,216***	***229,200***	***226,000***	***248,600***	***19,400***	***8.46%***
	Total Salaries and Benefits	***947,027***	***975,200***	***995,500***	***1,082,600***	***107,400***	***11.01%***
	Other Expenditures						
63000	Advertising	1					0.00%
63010	Association/Membership Fees	8,443	8,800	9,800	9,500	700	7.95%
63020	Computer Support/Maintenance	1,023	1,200	3,400	1,200		0.00%
63030	Copying & Printing	6,932	6,500	5,200	6,500		0.00%
63041	Computer Purchases	12,059		4,700	26,600	26,600	100.00%
63042	Equip/Furniture Purchases	216	500	400	1,200	700	140.00%
63051	Telephone	6,733	7,200	(3,200)	7,600	400	5.56%
63052	Cellular	8,069	7,000	5,900	6,800	(200)	-2.86%
63060	Office & Charting Supplies	4,577	4,200	5,300	4,200		0.00%
63063	Postage/Courier/Freight	7,785	7,600	9,700	7,600		0.00%
63070	Other Materials & Services	687	1,000	500	1,000		0.00%
63300	Staff Training and Development	2,955	7,500	3,100	7,500		0.00%
63310	Travel & Meal Expenses	17,657	16,000	19,200	16,000		0.00%
63320	Conferences	3,355	4,500	2,300	4,500		0.00%
63531	Other Expenditure Recovery			(2,700)			0.00%
63603	Vehicle Operations				5,000	5,000	100.00%
64020	Computer Support/Maintenance	56,429	91,000	52,700	60,000	(31,000)	-34.07%
64100	Legal Fees	23,513	10,000	21,600	16,100	6,100	61.00%
64102	Professional & Consulting fees	7,099		1,900			0.00%
65110	Insurance	107,112	112,200	134,000	120,000	7,800	6.95%
65203	Other Financial Expenses	70	200	100	200		0.00%
67013	Interfunc. Audit Fees	11,738	12,100	12,300	11,500	(600)	-4.96%
67014	Interfunc. IS Costs	14,031	26,300	27,100	33,400	7,100	27.00%
67025	Interfunc. CHPI Admin		(156,330)	(149,100)	(188,800)	(32,470)	20.77%
69100	Transfer to Reserves	6,000	6,000	6,000	6,000		0.00%
	Total - Other Expenditures	***306,484***	***173,470***	***170,200***	***163,600***	***(9,870)***	***-5.69%***
	TOTAL EXPENDITURE	***1,253,511***	***1,148,670***	***1,165,700***	***1,246,200***	***97,530***	***8.49%***

The County of Grey
Grey County Housing
Administration
2020 Budget
For the Twelve Months Ending
December 31, 2019

Account	Description	2018 ACTUAL	2019 BUDGET	2019 YEAR END PROJECTION	2020 BUDGET	2020 BUDGET to 2019 BUDGET Variance $	2020 BUDGET to 2019 BUDGET Variance %
	NET REQUIREMENT	***$840,280***	***$723,778***	***$740,800***	***$831,900***	***$108,122***	***14.94%***

The County of Grey
Grey County Housing
Total Property Recurring
2020 Budget
For the Twelve Months Ending
December 31, 2019

Account	Description	2018 ACTUAL	2019 BUDGET	2019 YEAR END PROJECTION	2020 BUDGET	2020 BUDGET to 2019 BUDGET Variance $	2020 BUDGET to 2019 BUDGET Variance %
	REVENUE						
49400	Transfer From Reserve				($3,000)	($3,000)	100.00%
52000	Federal Conditional Grant		(20,021)	(20,000)	(20,000)	21	-0.10%
54035	Current Tenant Rent	(3,812,266)	(4,178,160)	(4,229,200)	(4,222,700)	(44,540)	1.07%
54036	Current Tenant Maint. Charge	(11,147)	(5,500)	(19,800)	(13,000)	(7,500)	136.36%
54038	Rent Waivers	3,373	1,000	6,600	1,000		0.00%
54060	Miscellaneous Receipts	(5,009,255)					0.00%
54065	Bad Debt Rent Recovery	(8,133)		(3,300)			0.00%
54067	Bad Debt Write Off	23,743	52,200	67,100	40,700	(11,500)	-22.03%
54070	Miscellaneous	(118,357)	(122,200)	(124,600)	(125,900)	(3,700)	3.03%
	TOTAL REVENUE	***(8,932,042)***	***(4,272,681)***	***(4,323,200)***	***(4,342,900)***	***(70,219)***	***1.64%***
	EXPENDITURE						
	Salaries and Wages						
61000	Salaries and Wages	1,061,330	1,114,600	1,095,500	1,217,600	103,000	9.24%
61003	Overtime Wages	875		2,500			0.00%
	Total - Salaries & Wages	***1,062,205***	***1,114,600***	***1,098,000***	***1,217,600***	***103,000***	***9.24%***
	Employee Benefits						
61220	CPP	43,139	48,800	49,100	55,500	6,700	13.73%
61221	EI	17,563	19,000	18,600	19,500	500	2.63%
61222	WSIB Premiums	14,386	16,500	15,300	16,500		0.00%
61223	OMERS	100,297	103,800	103,300	115,100	11,300	10.89%
61224	EHT	21,087	22,200	21,800	24,000	1,800	8.11%
61225	Group Benefits	130,701	147,200	142,500	153,500	6,300	4.28%
61228	Boot Allowance	2,033	2,300	2,300	3,700	1,400	60.87%
	Total - Employee Benefits	***329,206***	***359,800***	***352,900***	***387,800***	***28,000***	***7.78%***
	Total Salaries and Benefits	***1,391,411***	***1,474,400***	***1,450,900***	***1,605,400***	***131,000***	***8.88%***
	Other Expenditures						
62210	Debenture-Interest Payments	189,892	159,260	145,800	132,900	(26,360)	-16.55%
62510	Mortgage Interest	16,255	60,675	55,200	52,700	(7,975)	-13.14%
63042	Equip/Furniture Purchases	2,424	4,100	17,300	7,100	3,000	73.17%
63051	Telephone	59,382	49,300	54,800	51,400	2,100	4.26%
63052	Cellular	6,083	5,600	6,400	5,400	(200)	-3.57%
63060	Office & Charting Supplies			100			0.00%
63070	Other Materials & Services	7,404	2,900	3,000	900	(2,000)	-68.97%
63300	Staff Training and Development	7,654	3,000	700	3,000		0.00%
63310	Travel & Meal Expenses	30,474	29,300	31,200	35,400	6,100	20.82%
63403	Maintenance of Buildings	61,566	77,700	72,000	99,100	21,400	27.54%
63408	Tenant Relations/Recreation	1,713	3,000	2,300	3,000		0.00%
63424	Elevator Licenses & Inspect.	1,255	1,500	1,700	1,400	(100)	-6.67%
63441	Hydro/Water	738,573	842,900	757,400	807,700	(35,200)	-4.18%
63442	Water/Sewage & Fire Protect.	401,814	472,700	459,100	462,400	(10,300)	-2.18%
63443	Gas & Propane	284,437	313,400	284,500	293,200	(20,200)	-6.45%
63444	Water Heaters/Leased Equipment	27,664	27,400	28,500	27,400		0.00%
63450	Maintenance of Equipment	446	2,000	400	1,300	(700)	-35.00%
63702	Equipment Costs/Rentals	192		300			0.00%
63769	Acquisitions In Kind	6,293,816					0.00%
64100	Legal Fees	84,667	1,900	6,300	3,900	2,000	105.26%
64102	Professional & Consulting fees	187	4,400	700	3,600	(800)	-18.18%
64120	Purchased Service	11,307	15,000	3,800	15,000		0.00%

The County of Grey
Grey County Housing
Total Property Recurring
2020 Budget
For the Twelve Months Ending
December 31, 2019

Account	Description	2018 ACTUAL	2019 BUDGET	2019 YEAR END PROJECTION	2020 BUDGET	2020 BUDGET to 2019 BUDGET Variance $	2020 BUDGET to 2019 BUDGET Variance %
64400	Custodial Duties & Sec Tenant	$66,546	$54,000	$61,300	$83,500	$29,500	54.63%
64403	General Hdwr - Repairs & Supp.	274,663	282,400	261,900	220,000	(62,400)	-22.10%
64406	Pest Control	16,261	38,600	36,600	37,800	(800)	-2.07%
64419	Waste Removal	56,314	54,900	60,700	66,100	11,200	20.40%
64423	Elevator Maintenance	25,564	39,400	39,000	40,200	800	2.03%
64430	Emerg. Life Safety Syst. R & M	66,543	71,900	75,700	71,800	(100)	-0.14%
64431	Electrical Repairs	54,859	46,900	72,200	47,100	200	0.43%
64450	Repairs to Ground Equip.	11,541	14,100	18,000	14,400	300	2.13%
64459	Appliance Repairs Wash & Dry	28,668	36,000	37,300	36,500	500	1.39%
64465	Plumbing Repairs	94,703	85,900	91,700	80,500	(5,400)	-6.29%
64467	Water Regulatory Mtce	28,297	31,000	33,500	34,000	3,000	9.68%
64470	Heating Repairs	40,986	46,600	33,700	46,400	(200)	-0.43%
64480	Painting Interior - tenants	91,944	129,200	104,200	53,400	(75,800)	-58.67%
64485	Landscape Mtce. Contracts	42,226	67,300	65,600	64,900	(2,400)	-3.57%
64486	Snow Removal	189,417	198,600	228,300	218,500	19,900	10.02%
65200	Bank Charges	1,500			1,500	1,500	100.00%
65300	Rent	1,100	1,100	1,300	1,100		0.00%
65500	Change in Long Term Debt	(3,365,378)					0.00%
66005	Payments Other Municipalities - Proper	1,224,759	1,393,500	1,408,700	1,421,400	27,900	2.00%
67000	Interfunc. Admin Charges	(85,137)	(102,500)		(57,100)	45,400	-44.29%
68210	Debenture/Debt Principal Pmts.	463,868	494,638	494,800	452,300	(42,338)	-8.56%
68510	Mortgage Principal Payments	71,405	433,094	432,800	436,300	3,206	0.74%
69100	Transfer to Reserves	2,070,970					0.00%
	Total - Other Expenditures	***9,698,824***	***5,492,667***	***5,488,800***	***5,377,400***	***(115,267)***	***-2.10%***
	TOTAL EXPENDITURE	***11,090,235***	***6,967,067***	***6,939,700***	***6,982,800***	***15,733***	***0.23%***
	NET REQUIREMENT	***2,158,193***	***2,694,386***	***2,616,500***	***2,639,900***	***(54,486)***	***-2.02%***

The County of Grey
Grey County Housing
Rent Supplement Summary Totals
2020 Budget
For the Twelve Months Ending
December 31, 2019

Account	Description	2018 ACTUAL	2019 BUDGET	2019 YEAR END PROJECTION	2020 BUDGET	2020 BUDGET to 2019 BUDGET Variance $	2020 BUDGET to 2019 BUDGET Variance %
	REVENUE						
52000	Federal Conditional Grant	($25,612)	($25,612)	($14,400)	($25,300)	$312	-1.22%
	TOTAL REVENUE	***(25,612)***	***(25,612)***	***(14,400)***	***(25,300)***	***312***	***-1.22%***
	EXPENDITURE						
	Other Expenditures						
65310	Rent Supplement	9,524	25,612	14,400	25,300	(312)	-1.22%
	Total - Other Expenditures	***9,524***	***25,612***	***14,400***	***25,300***	***(312)***	***-1.22%***
	TOTAL EXPENDITURE	***9,524***	***25,612***	***14,400***	***25,300***	***(312)***	***-1.22%***
	NET REQUIREMENT	***(16,088)***					***0.00%***

The County of Grey

Grey County Housing

Social Housing Improvement Program Summary (Operating)

2020 Budget

For the Twelve Months Ending

December 31, 2019

Account	Description	2018 ACTUAL	2019 BUDGET	2019 YEAR END PROJECTION	2020 BUDGET	2020 BUDGET to 2019 BUDGET Variance $	2020 BUDGET to 2019 BUDGET Variance %
	REVENUE						
49400	Transfer From Reserve	($52,738)					0.00%
51100	Provincial Conditional Grant		(58,123)			58,123	-100.00%
	TOTAL REVENUE	***(52,738)***	***(58,123)***			***58,123***	***-100.00%***
	EXPENDITURE						
	Other Expenditures						
67000	Interfunc. Admin Charges	52,738	58,123			(58,123)	-100.00%
	Total - Other Expenditures	***52,738***	***58,123***			***(58,123)***	***-100.00%***
	TOTAL EXPENDITURE	***52,738***	***58,123***			***(58,123)***	***-100.00%***

The County of Grey
Grey County Housing
Social Infrastructure Fund
2020 Budget
For the Twelve Months Ending
December 31, 2019

Account	Description	2018 ACTUAL	2019 BUDGET	2019 YEAR END PROJECTION	2020 BUDGET	2020 BUDGET to 2019 BUDGET Variance $	2020 BUDGET to 2019 BUDGET Variance %
	REVENUE						
49400	Transfer From Reserve	($9,263)					0.00%
51100	Provincial Conditional Grant	(1,643,836)	(44,377)	(524,400)		44,377	-100.00%
	TOTAL REVENUE	***(1,653,099)***	***(44,377)***	***(524,400)***		***44,377***	***-100.00%***
	EXPENDITURE						
	Other Expenditures						
66000	Payments to Indiv. & Organiz'	1,620,700		524,400			0.00%
67000	Interfunc. Admin Charges	32,399	44,377			(44,377)	-100.00%
	Total - Other Expenditures	***1,653,099***	***44,377***	***524,400***		***(44,377)***	***-100.00%***
	TOTAL EXPENDITURE	***1,653,099***	***44,377***	***524,400***		***(44,377)***	***-100.00%***

The County of Grey

Grey County Housing

Investment in Affordable Housing Summary

2020 Budget

For the Twelve Months Ending

December 31, 2019

Account	Description	2018 ACTUAL	2019 BUDGET	2019 YEAR END PROJECTION	2020 BUDGET	2020 BUDGET to 2019 BUDGET Variance $	2020 BUDGET to 2019 BUDGET Variance %
	REVENUE						
49400	Transfer From Reserve	($1,327)	($77,225)	($252,400)	($33,900)	$43,325	-56.10%
51100	Provincial Conditional Grant	(922,997)	(940,500)	(1,177,500)	(168,000)	772,500	-82.14%
54060	Miscellaneous Receipts	(26,492)		(21,400)			0.00%
	TOTAL REVENUE	***(950,816)***	***(1,017,725)***	***(1,451,300)***	***(201,900)***	***815,825***	***-80.16%***
	EXPENDITURE						
	Salaries and Wages						
61000	Salaries and Wages	50,693	61,000	51,600		(61,000)	-100.00%
	Total - Salaries & Wages	***50,693***	***61,000***	***51,600***		***(61,000)***	***-100.00%***
	Employee Benefits						
61220	CPP	2,368	2,700	2,500		(2,700)	-100.00%
61221	EI	998	1,100	1,000		(1,100)	-100.00%
61222	WSIB Premiums	677	900	700		(900)	-100.00%
61223	OMERS	4,727	5,800	4,700		(5,800)	-100.00%
61224	EHT	993	1,200	1,000		(1,200)	-100.00%
61225	Group Benefits	6,795	8,600	6,000		(8,600)	-100.00%
	Total - Employee Benefits	***16,558***	***20,300***	***15,900***		***(20,300)***	***-100.00%***
	Total Salaries and Benefits	***67,251***	***81,300***	***67,500***		***(81,300)***	***-100.00%***
	Other Expenditures						
66000	Payments to Indiv. & Organiz'	905,529	970,865	1,428,800	201,900	(768,965)	-79.20%
67025	Interfunc. CHPI Admin	(26,338)	(32,500)	(32,500)		32,500	-100.00%
69100	Transfer to Reserves	6,314					0.00%
	Total - Other Expenditures	***885,505***	***938,365***	***1,396,300***	***201,900***	***(736,465)***	***-78.48%***
	TOTAL EXPENDITURE	***952,756***	***1,019,665***	***1,463,800***	***201,900***	***(817,765)***	***-80.20%***
	NET REQUIREMENT	***1,940***	***1,940***	***12,500***		***(1,940)***	***-100.00%***

The County of Grey
Grey County Housing
Rental & Supportive
2020 Budget
For the Twelve Months Ending
December 31, 2019

Account	Description	2018 ACTUAL	2019 BUDGET	2019 YEAR END PROJECTION	2020 BUDGET	2020 BUDGET to 2019 BUDGET Variance $	2020 BUDGET to 2019 BUDGET Variance %
	REVENUE						
52000	Federal Conditional Grant	($90,797)	($90,796)	($90,800)	($90,800)	($4)	0.00%
	TOTAL REVENUE	***(90,797)***	***(90,796)***	***(90,800)***	***(90,800)***	***(4)***	***0.00%***
	EXPENDITURE						
	Other Expenditures						
66000	Payments to Indiv. & Organiz'	90,797	90,796	90,800	90,800	4	0.00%
	Total - Other Expenditures	***90,797***	***90,796***	***90,800***	***90,800***	***4***	***0.00%***
	TOTAL EXPENDITURE	***90,797***	***90,796***	***90,800***	***90,800***	***4***	***0.00%***

The County of Grey

Grey County Housing

Revolving Home Ownership Program

2020 Budget

For the Twelve Months Ending

December 31, 2019

Account	Description	2018 ACTUAL	2019 BUDGET	2019 YEAR END PROJECTION	2020 BUDGET	2020 BUDGET to 2019 BUDGET Variance $	2020 BUDGET to 2019 BUDGET Variance %
	REVENUE						
49400	Transfer From Reserve		($50,000)		($50,000)		0.00%
54060	Miscellaneous Receipts	(117,500)		(92,500)			0.00%
	TOTAL REVENUE	***(117,500)***	***(50,000)***	***(92,500)***	***(50,000)***		***0.00%***
	EXPENDITURE						
	Other Expenditures						
66000	Payments to Indiv. & Organiz'	70,058	50,000	92,500	50,000		0.00%
69100	Transfer to Reserves	47,443					0.00%
	Total - Other Expenditures	***117,501***	***50,000***	***92,500***	***50,000***		***0.00%***
	TOTAL EXPENDITURE	***117,501***	***50,000***	***92,500***	***50,000***		***0.00%***
	NET REQUIREMENT	***1***					***0.00%***

The County of Grey
Grey County Housing
Non Profit Housing
2020 Budget
For the Twelve Months Ending
December 31, 2019

Account	Description	2018 ACTUAL	2019 BUDGET	2019 YEAR END PROJECTION	2020 BUDGET	2020 BUDGET to 2019 BUDGET Variance $	2020 BUDGET to 2019 BUDGET Variance %
	REVENUE						
52000	Federal Conditional Grant	($518,961)	($498,940)	($498,900)	($495,400)	$3,540	-0.71%
	TOTAL REVENUE	***(518,961)***	***(498,940)***	***(498,900)***	***(495,400)***	***3,540***	***-0.71%***
	EXPENDITURE						
	Other Expenditures						
64403	General Hdwr - Repairs & Supp.	4,335					0.00%
64431	Electrical Repairs	831					0.00%
64465	Plumbing Repairs	4,911					0.00%
64470	Heating Repairs	5,882					0.00%
64480	Painting Interior - tenants	4,579					0.00%
66000	Payments to Indiv. & Organiz'	3,117,775	2,791,500	2,791,500	2,806,900	15,400	0.55%
	Total - Other Expenditures	***3,138,313***	***2,791,500***	***2,791,500***	***2,806,900***	***15,400***	***0.55%***
	TOTAL EXPENDITURE	***3,138,313***	***2,791,500***	***2,791,500***	***2,806,900***	***15,400***	***0.55%***
	NET REQUIREMENT	***2,619,352***	***2,292,560***	***2,292,600***	***2,311,500***	***18,940***	***0.83%***

COUNTY OF GREY
NON PROFIT HOUSING
2020 BUDGET NET DEPARTMENT REQUIREMENT SUMMARY

OPERATING SUMMARY

	2018	2019		2020			Net Budget Change	
	Actual	Budgeted Levy	Year End Projection	Revenue	Budgeted Expenditure	Levy	2020 Budget vs 2019 Budget Variance $	Variance %
Federal Conditional Grant	($518,961)	($498,940)	($498,900)	($495,400)	$0	($495,400)	$3,540	-0.71%
Garafraxa Non Profit Homes Inc. *	$155,400	$179,523	$179,500	$0	$186,347	$186,347	$6,824	3.80%
Golden Town Residential Community Inc	$445,657	$0	$0	$0	$0	$0	$0	0.00%
Lutheran Social Services (Hanover)	$311,461	$298,521	$298,500	$0	$306,054	$306,054	$7,533	2.52%
Lutheran Social Services (Owen Sound)	$410,032	$430,377	$430,400	$0	$439,180	$439,180	$8,803	2.05%
Maam-Wiim-Win Native Homes Corp	$149,063	$149,699	$149,700	$0	$130,136	$130,136	($19,563)	-13.07%
Neustadt Hillside Manor Senior Housing	$195,727	$200,738	$200,700	$0	$205,489	$205,489	$4,751	2.37%
O.S. Branch 6 Legion Non Profit	$144,405	$137,684	$137,700	$0	$143,607	$143,607	$5,923	4.30%
O.S. Municipal Non Profit Housing	$1,004,037	$1,065,207	$1,065,200	$0	$1,062,018	$1,062,018	($3,189)	-0.30%
Rockcliffe Seniors Complex	$131,828	$137,594	$137,600	$0	$137,203	$137,203	($391)	-0.28%
Women's Centre (Grey Bruce)	$190,703	$192,157	$192,200	$0	$196,866	$196,866	$4,709	2.45%
Total Operating	**$2,619,352**	**$2,292,560**	**$2,292,600**	**($495,400)**	**$2,806,900**	**$2,311,500**	**$18,940**	**0.83%**

* Golden Town Residential Community became part of County of Grey Housing in October 2018

The County of Grey

Grey County Housing

CM - COCHI Summary

2020 Budget

For the Twelve Months Ending

December 31, 2019

Account	Description	2018 ACTUAL	2019 BUDGET	2019 YEAR END PROJECTION	2020 BUDGET	2020 BUDGET to 2019 BUDGET Variance $	2020 BUDGET to 2019 BUDGET Variance %
	REVENUE						
51100	Provincial Conditional Grant			($10,100)	($4,715,300)	($4,715,300)	100.00%
	TOTAL REVENUE			***(10,100)***	***(4,715,300)***	***(4,715,300)***	***100.00%***
	EXPENDITURE						
	Other Expenditures						
66000	Payments to Indiv. & Organiz'			10,100	4,713,100	4,713,100	100.00%
67000	Interfunc. Admin Charges				2,200	2,200	100.00%
	Total - Other Expenditures			***10,100***	***4,715,300***	***4,715,300***	***100.00%***
	TOTAL EXPENDITURE			***10,100***	***4,715,300***	***4,715,300***	***100.00%***

The County of Grey

Grey County Housing

OH - OPHI Ontario Priorities Housing Initiative Summary

2020 Budget

For the Twelve Months Ending

December 31, 2019

Account	Description	2018 ACTUAL	2019 BUDGET	2019 YEAR END PROJECTION	2020 BUDGET	2020 BUDGET to 2019 BUDGET Variance $	2020 BUDGET to 2019 BUDGET Variance %
	REVENUE						
51100	Provincial Conditional Grant				($1,591,800)	($1,591,800)	100.00%
	TOTAL REVENUE				***(1,591,800)***	***(1,591,800)***	***100.00%***
	EXPENDITURE						
	Other Expenditures						
66000	Payments to Indiv. & Organiz'				1,536,900	1,536,900	100.00%
67000	Interfunc. Admin Charges				54,900	54,900	100.00%
	Total - Other Expenditures				***1,591,800***	***1,591,800***	***100.00%***
	TOTAL EXPENDITURE				***1,591,800***	***1,591,800***	***100.00%***

The County of Grey

Grey County Housing

Indigenous Housing Support Program

2020 Budget

For the Twelve Months Ending

December 31, 2019

Account	Description	2018 ACTUAL	2019 BUDGET	2019 YEAR END PROJECTION	2020 BUDGET	2020 BUDGET to 2019 BUDGET Variance $	2020 BUDGET to 2019 BUDGET Variance %
	REVENUE						
51100	Provincial Conditional Grant				($72,000)	($72,000)	100.00%
	TOTAL REVENUE				***(72,000)***	***(72,000)***	***100.00%***
	EXPENDITURE						
	Other Expenditures						
66000	Payments to Indiv. & Organiz'				72,000	72,000	100.00%
	Total - Other Expenditures				***72,000***	***72,000***	***100.00%***
	TOTAL EXPENDITURE				***72,000***	***72,000***	***100.00%***

The County of Grey
Grey County Housing
Community Homelessness Prevention (CHPI)
2020 Budget
For the Twelve Months Ending
December 31, 2019

Account	Description	2018 ACTUAL	2019 BUDGET	2019 YEAR END PROJECTION	2020 BUDGET	2020 BUDGET to 2019 BUDGET Variance $	2020 BUDGET to 2019 BUDGET Variance %
	REVENUE						
51100	Provincial Conditional Grant		($1,888,303)	($1,816,500)	($1,888,300)	$3	0.00%
	TOTAL REVENUE		***(1,888,303)***	***(1,816,500)***	***(1,888,300)***	***3***	***0.00%***
	EXPENDITURE						
	Other Expenditures						
66450	Maintenance of Equipment		2,200	900	2,200		0.00%
66504	Hostels		640,000	640,000	640,000		0.00%
66507	Emergency Hostels		110,000	110,700	110,000		0.00%
66522	Supplies and Services		1,395		1,400	5	0.36%
66600	Homelessness Iniative		139,158	141,400	139,200	42	0.03%
66602	Community Support		119,715	118,500	119,700	(15)	-0.01%
66603	Community/Homeless Outreach		150,600	129,500	150,600		0.00%
66615	Utility Arrears		142,570	136,300	142,600	30	0.02%
66616	Beds & Appliances		36,325	37,600	36,300	(25)	-0.07%
66617	Utility Cost/Deposits		4,550	7,000	4,600	50	1.10%
66618	Rental Arrears		112,880	82,700	112,900	20	0.02%
66619	Moving Costs		15,120	7,800	15,100	(20)	-0.13%
66620	Last Month's Rent		222,890	222,000	222,800	(90)	-0.04%
66621	Pest Control Supplies		2,070	500	2,100	30	1.45%
67025	Interfunc. CHPI Admin		188,830	181,600	188,800	(30)	-0.02%
	Total - Other Expenditures		***1,888,303***	***1,816,500***	***1,888,300***	***(3)***	***0.00%***
	TOTAL EXPENDITURE		***1,888,303***	***1,816,500***	***1,888,300***	***(3)***	***0.00%***

The County of Grey

Grey County Housing

Grey County Housing Capital Summary

2020 Budget

For the Twelve Months Ending
December 31, 2019

Account	Description	2018 ACTUAL	2019 BUDGET	2019 YEAR END PROJECTION	2020 BUDGET	2020 BUDGET to 2019 BUDGET Variance $	2020 BUDGET to 2019 BUDGET Variance %
	REVENUE						
49400	Transfer From Reserve	($228,829)	($986,428)		($1,929,800)	($943,372)	95.64%
51100	Provincial Conditional Grant	(54,732)		(232,000)			0.00%
52000	Federal Conditional Grant		(941,423)			941,423	-100.00%
54060	Miscellaneous Receipts	(3,764)					0.00%
	TOTAL REVENUE	***(287,325)***	***(1,927,851)***	***(232,000)***	***(1,929,800)***	***(1,949)***	***0.10%***
	EXPENDITURE						
	Other Expenditures						
63042	Equip/Furniture Purchases	39,274	153,000	103,500	225,000	72,000	47.06%
64102	Professional & Consulting fees	14,402	41,236	10,500	196,500	155,264	376.53%
64403	General Hdwr - Repairs & Supp.	1,020,499	1,850,483	988,700	839,400	(1,011,083)	-54.64%
64407	Kitchen & Bath Renovation	56,551		29,600	550,000	550,000	100.00%
64421	Roofing Soffit, Fascia & Eaves	198,822	612,632	266,500	610,000	(2,632)	-0.43%
64428	Fire Damage	5,000		11,300			0.00%
64429	Site Maintenance	155,916	440,000	28,700	470,000	30,000	6.82%
64467	Water Regulatory Mtce	19,135	10,000	5,800	10,000		0.00%
64471	Air Make Up Systems Repairs	56,701	160,000	5,600	345,000	185,000	115.63%
64480	Painting Interior - tenants	17,777	25,000	13,900	25,500	500	2.00%
64482	Painting Exterior		5,000		10,000	5,000	100.00%
64485	Landscape Mtce. Contracts				45,000	45,000	100.00%
64500	Buildings/Renovations			137,400			0.00%
69100	Transfer to Reserves	252,675			300	300	100.00%
	Total - Other Expenditures	***1,836,752***	***3,297,351***	***1,601,500***	***3,326,700***	***29,349***	***0.89%***
	TOTAL EXPENDITURE	***1,836,752***	***3,297,351***	***1,601,500***	***3,326,700***	***29,349***	***0.89%***
	NET REQUIREMENT	***1,549,427***	***1,369,500***	***1,369,500***	***1,396,900***	***27,400***	***2.00%***

Project details on following page

Grey County

SUMMARY OF TEN YEAR CAPITAL & EXTRA-ORDINARY EXPENDITURES

Housing

PROJECT	2019 Approved Budget	2020-2029 Ten Year Capital & Extra-Ordinary Expenditures										
		2020	2021	2022	2023	2024	2025	2026	2027	2028	2029	TOTAL
Building cycle replacements	3,297,351	3,326,400	1,592,400	1,424,700	1,561,000	1,529,400	1,558,400	1,573,400	1,449,200	1,137,800	1,378,300	16,531,000
GROSS TOTAL	3,297,351	3,326,400	1,592,400	1,424,700	1,561,000	1,529,400	1,558,400	1,573,400	1,449,200	1,137,800	1,378,300	16,531,000
Add: Transfer to Reserve		300		103,600		12,600	70,900	179,700	305,400	648,900	291,100	1,612,500
Less: Transfer from Reserve - Housing Capital	(986,428)	(1,509,800)	(167,600)		(78,600)	(30,000)	(87,000)	(180,000)	(150,000)	(150,000)		(2,353,000)
Less: Transfer from Reserve - Golden Town		(420,000)		(75,000)								(495,000)
Less: Provincial Conditional Grant	(941,423)											-
NET LEVY REQUIREMENTS	1,369,500	1,396,900	1,424,800	1,453,300	1,482,400	1,512,000	1,542,300	1,573,100	1,604,600	1,636,700	1,669,400	15,295,500

No.	Location	Address	Description of Work	2020						Totals
2020 Project Request										
1	General		Appliance Replacement	40,000						40,000
2	General		Building Condition Assessment	160,000						200,000
3	General		Common Room Furniture	20,000						220,000
4	General		Consulting Fees	30,000						250,000
5	General		Duty to Accommodate Requests	15,000						265,000
6	Owen Sound	Alpha Street	Exterior Painting/Siding	10,000						275,000
7	General		Fire Panel Replacements	10,200						285,200
8	General		Hot Water Tank Replacements	10,200						295,400
9	Owen Sound	Alpha Street	Landscaping	20,000						315,400
10	Owen Sound	16th Street Family Units	Landscaping	15,000						330,400
11	General		Painting	25,500						355,900
12	General		Site Improvements	20,000					*	375,900
13	General		Technology (Security Cameras, FOBs)	50,000						425,900
14	General	Family Units	Unit Renovations (at vacancy)	102,000						527,900
15	Flesherton and Holstein		Water System Upgrades	10,000						537,900
16	General		Vehicle	10,000					*	547,900
17	Markdale	41 Mark Street	Air Make Up System	30,000						577,900
18	Meaford	159 Parker Street	Air Make Up System	55,000						632,900
19	Meaford	147 Nelson Street	Asphalt Replacement	30,000						662,900
20	Chatsworth	50 McNab Street	Brick Repointing	15,000						677,900
21	Owen Sound	248 7th Avenue East	Concrete Patio and Privacy Screens	25,000						702,900
22	Dundalk	40 Artemesia Street	Exterior Door Replacements	25,000						727,900
23	Meaford	Family Units	Exterior Door Replacements	25,000						752,900
24	Durham	208 Queen Street	Exterior Doors and Suite Doors	75,000						827,900
25	Meaford	80 Victoria Street	Landscaping	10,000					**	837,900
26	Owen Sound	Westmount Family Units	Roof Replacements	15,000						852,900
27	Markdale	99 Argyle Street	Roof Replacement and Eavestrough	100,000						952,900
28	Meaford	159 Parker Street	Roof Replacement	150,000						1,102,900
29	Hanover	250 12th Avenue	Roof Replacement and Eavestrough	150,000						1,252,900
30	Owen Sound	490 7th Avenue East	Sidewalk Repair	20,000						1,272,900
31	Owen Sound	305 14th Street West	Suite Door Lock Replacement	100,000					***	1,372,900
32	Owen Sound	Alpha Street	Video Security	5,000						1,377,900
33	Meaford	121 William Street	Window Replacement	40,000					**	1,417,900
34	Meaford	80 Victoria Street	Window Replacement	220,000					**	1,637,900

No.	Location	Address	Description of Work	2020						Totals
2019 Projects Carried Forward:										
35	Hanover	481 11th Street	Air Make Up Replacement	50,000					*	1,687,900
36	Owen Sound	490 7th Avenue	Air Make Up Replacement	75,000					*	1,762,900
37	Owen Sound	305 14th Street West	Air Make Up Replacement	60,000						1,822,900
38	Thornbury	85 Lemon Street	Air Make Up Replacement	75,000					****	1,897,900
39	Durham	315 Bruce Street	Bath Rebuilds	90,000					*	1,987,900
40	Hanover	250 12th Avenue	Concrete Replacement & Screens	30,000					*	2,017,900
41	Holstein	Main Street	Emergency Generator	100,000					*	2,117,900
42	Owen Sound	305 14th Street West	Energy Audit	6,500					*	2,124,400
43	Meaford	157 Nelson Street	Exterior Doors/Front Entrance	35,000					*	2,159,400
44	Dundalk	130 Rowe's Lane	Flooring - Common Area	20,000					*	2,179,400
45	Owen Sound	225 14th Avenue West	Flooring	60,000					*	2,239,400
46	Owen Sound	650 4th Street "A" East	Kitchen Rebuilds	400,000					*	2,639,400
47	Flesherton	43 Hill Street	Kitchen Rebuilds	60,000					*	2,699,400
48	Chatsworth	50 McNab Street	Parking Lot	35,000					*	2,734,400
49	Dundalk	130 Rowe's Lane	Parking Lot	25,000					*	2,759,400
50	Durham	248 Queen Street	Parking Lot	20,000					*	2,779,400
51	Hanover	481 11th Street	Parking Lot	20,000					*	2,799,400
52	Hanover	250 12th Avenue	Parking Lot	30,000					*	2,829,400
53	Meaford	80 Victoria Street	Parking Lot	150,000					**	2,979,400
54	Thornbury	81 Bruce Street	Parking Lot	90,000					*	3,069,400
55	Durham	Family Units	Roof (Steel) & Eavestrough	40,000					*	3,109,400
56	Flesherton	43 Hill Street	Roof	80,000					*	3,189,400
57	Owen Sound	248 7th Avenue East	Roof Replacement	65,000					*	3,254,400
58.	Flesherton	43 Hill Street	Siding	10,000					*	3,264,400
59	Owen Sound	Alpha Street	Video Security	5,000					*	3,269,400
60	Owen Sound	East Side Family Units	Windows and Doors	57,000					*	3,326,400

* From Housing General Capital Reserve
** From Golden Town Reserve
*** $16,300 From Housing General Capital Reserve
**** $60,000 from Housing General Capital Reserve

Total Building cycle replacements **3,326,400**

COUNTY OF GREY
LONG TERM CARE
2020 BUDGET NET DEPARTMENT REQUIREMENT SUMMARY

OPERATING SUMMARY

	2018	2019		2020			Net Budget Change	
	Actual	Budgeted Levy	Year End Projection	Revenue	Budgeted Expenditure	Levy	2020 Budget vs 2019 Budget Variance $	Variance %
Long Term Care-Administration	$0	$0	$0	($83,700)	$83,700	$0	$0	0.00%
Grey Gables	$1,112,682	$1,169,075	$1,259,100	($5,111,400)	$6,532,700	$1,421,300	$252,225	21.57%
Lee Manor	$1,705,878	$1,564,047	$1,666,200	($11,513,500)	$13,393,500	$1,880,000	$315,953	20.20%
Rockwood Terrace	$1,269,057	$1,384,504	$1,071,500	($7,678,400)	$9,292,000	$1,613,600	$229,096	16.55%
Long Term Care Redevelopment	$0	$0	$0	$0	$0	$0	$0	0.00%
Total Operating	**$4,087,617**	**$4,117,626**	**$3,996,800**	**($24,387,000)**	**$29,301,900**	**$4,914,900**	**$797,274**	**19.36%**

CAPITAL SUMMARY

	2018	2019		2020			Net Budget Change	
	Actual	Budgeted Levy	Year End Projection	Revenue	Budgeted Expenditure	Levy	2020 Budget vs 2019 Budget Variance $	Variance %
Long Term Care-Administration	$0	$0	$0	$0	$0	$0	$0	0.00%
Grey Gables	$227,009	$281,892	$282,500	($168,700)	$456,200	$287,500	$5,608	1.99%
Lee Manor	$135,987	$219,109	$212,900	($102,500)	$326,000	$223,500	$4,391	2.00%
Rockwood Terrace	$310,978	$290,009	$279,400	($756,200)	$1,052,000	$295,800	$5,791	2.00%
Long Term Care Redevelopment	$1,361,010	$1,361,010	$1,361,000	$0	$1,361,000	$1,361,000	($10)	0.00%
Total Capital	**$2,034,984**	**$2,152,020**	**$2,135,800**	**($1,027,400)**	**$3,195,200**	**$2,167,800**	**$15,780**	**0.73%**

OPERATING AND CAPITAL COMBINED SUMMARY

	2018	2019		2020			Net Budget Change	
	Actual	Budgeted Levy	Year End Projection	Revenue	Budgeted Expenditure	Levy	2020 Budget vs 2019 Budget Variance $	Variance %
Operating	$4,087,617	$4,117,626	$3,996,800	($24,387,000)	$29,301,900	$4,914,900	$797,274	19.36%
Capital	$2,034,984	$2,152,020	$2,135,800	($1,027,400)	$3,195,200	$2,167,800	$15,780	0.74%
Grand Total	**$6,122,601**	**$6,269,646**	**$6,132,600**	**($25,414,400)**	**$32,497,100**	**$7,082,700**	**$813,054**	**12.97%**

COUNTY OF GREY
LONG TERM CARE ADMINISTRATION
2020 BUDGET NET DEPARTMENT REQUIREMENT SUMMARY

OPERATING SUMMARY

	2018	2019		2020			Net Budget Change	
	Actual	Budgeted Levy	Year End Projection	Revenue	Budgeted Expenditure	Levy	2020 Budget vs 2019 Budget Variance $	Variance %
Long Term Care Administration	$0	$0	$0	($83,700)	$83,700	$0	$0	0.00%
Total Operating	**$0**	**$0**	**$0**	**($83,700)**	**$83,700**	**$0**	**$0**	**0.00%**

CAPITAL SUMMARY

	2018	2019		2020			Net Budget Change	
	Actual	Budgeted Levy	Year End Projection	Revenue	Budgeted Expenditure	Levy	2020 Budget vs 2019 Budget Variance $	Variance %
Long Term Care Administration	$0	$0	$0	$0	$0	$0	$0	0.00%
Total Capital	**$0**	**$0**	**$0**	**$0**	**$0**	**$0**	**$0**	**0.00%**

OPERATING AND CAPITAL COMBINED SUMMARY

	2018	2019		2020			Net Budget Change	
	Actual	Budgeted Levy	Year End Projection	Revenue	Budgeted Expenditure	Levy	2020 Budget vs 2019 Budget Variance $	Variance %
Operating	$0	$0	$0	($83,700)	$83,700	$0	$0	0.00%
Capital	$0	$0	$0	$0	$0	$0	$0	0.00%
Grand Total	**$0**	**$0**	**$0**	**($83,700)**	**$83,700**	**$0**	**$0**	**0.00%**

The County of Grey
Long Term Care Administration
Administration Summary
2020 BUDGET
For the Twelve Months Ending
December 31, 2019

Account	Description	2018 ACTUAL	2019 BUDGET	2019 YE PROJECTION	2020 BUDGET	2020 BUDGET to 2019 BUDGET Variance $	2020 BUDGET to 2019 BUDGET Variance %
	REVENUE						
49400	Transfer From Reserve				($83,700)	($83,700)	100.00%
	TOTAL REVENUE				***(83,700)***	***(83,700)***	***100.00%***
	EXPENDITURE						
	Salaries and Wages						
61000	Salaries and Wages		199,762	225,200	441,400	241,638	120.96%
	Total - Salaries & Wages		***199,762***	***225,200***	***441,400***	***241,638***	***120.96%***
	Employee Benefits						
61220	CPP		5,500	5,700	16,900	11,400	207.27%
61221	EI		2,110	2,100	5,900	3,790	179.62%
61222	WSIB Premiums		4,025	3,300	10,600	6,575	163.35%
61223	OMERS		27,492	28,300	45,400	17,908	65.14%
61224	EHT		3,933	4,400	8,600	4,667	118.66%
61225	Group Benefits		21,328	17,200	40,000	18,672	87.55%
	Total - Employee Benefits		***64,388***	***61,000***	***127,400***	***63,012***	***97.86%***
	Total Salaries and Benefits		***264,150***	***286,200***	***568,800***	***304,650***	***115.33%***
	Other Expenditures						
63010	Association/Membership Fees				1,000	1,000	100.00%
63030	Copying & Printing		1,000	2,600	1,000		0.00%
63041	Computer Purchases				6,100	6,100	100.00%
63042	Equip/Furniture Purchases				10,000	10,000	100.00%
63051	Telephone			900			0.00%
63052	Cellular		700	500	3,900	3,200	457.14%
63060	Office & Charting Supplies		100	200	700	600	600.00%
63063	Postage/Courier/Freight		50	200		(50)	-100.00%
63070	Other Materials & Services			100			0.00%
63300	Staff Training and Development		1,000	900	2,000	1,000	100.00%
63310	Travel & Meal Expenses		3,000	2,900	8,000	5,000	166.67%
63320	Conferences				2,000	2,000	100.00%
64020	Computer Support/Maintenance				7,700	7,700	100.00%
64102	Professional & Consulting fees			300			0.00%
67000	Interfunc. Admin Charges		(270,000)	(294,800)	(527,500)	(257,500)	95.37%
	Total - Other Expenditures		***(264,150)***	***(286,200)***	***(485,100)***	***(220,950)***	***83.65%***
	TOTAL EXPENDITURE				***83,700***	***83,700***	***100.00%***

COUNTY OF GREY
GREY GABLES
2020 BUDGET NET DEPARTMENT REQUIREMENT SUMMARY

OPERATING SUMMARY

	2018	2019		2020			Net Budget Change	
	Actual	Budgeted Levy	Year End Projection	Revenue	Budgeted Expenditure	Levy	2020 Budget vs 2019 Budget Variance $	Variance %
General - Revenue	($225,099)	($223,575)	($223,300)	($233,100)	$14,300	($218,800)	$4,775	-2.14%
Donations	($303)	$0	$0	$0	$0	$0	$0	0.00%
Other Accommodation - Summary	$560,957	$685,983	$610,700	($1,414,800)	$2,170,700	$755,900	$69,917	10.19%
Raw Food - Dietary	$0	$0	$0	($231,600)	$231,600	$0	$0	0.00%
Lower Level - Tenant Area	($118,711)	($104,927)	($130,400)	($134,300)	$10,000	($124,300)	($19,373)	18.46%
Nursing & Personal Care - Summary	$878,829	$814,842	$969,700	($2,790,600)	$3,763,000	$972,400	$157,558	19.34%
Programs - Summary	$17,009	($3,248)	$32,400	($307,000)	$343,100	$36,100	$39,348	-1211.45%
Total Operating	**$1,112,682**	**$1,169,075**	**$1,259,100**	**($5,111,400)**	**$6,532,700**	**$1,421,300**	**$252,225**	**21.57%**

CAPITAL SUMMARY

	2018	2019		2020			Net Budget Change	
	Actual	Budgeted Levy	Year End Projection	Revenue	Budgeted Expenditure	Levy	2020 Budget vs 2019 Budget Variance $	Variance %
Administration	$227,009	$281,892	$282,500	($168,700)	$456,200	$287,500	$5,608	1.99%
Total Capital	**$227,009**	**$281,892**	**$282,500**	**($168,700)**	**$456,200**	**$287,500**	**$5,608**	**1.99%**

OPERATING AND CAPITAL COMBINED SUMMARY

	2018	2019		2020			Net Budget Change	
	Actual	Budgeted Levy	Year End Projection	Revenue	Budgeted Expenditure	Levy	2020 Budget vs 2019 Budget Variance $	Variance %
Operating	$1,112,682	$1,169,075	$1,259,100	($5,111,400)	$6,532,700	$1,421,300	$252,225	21.57%
Capital	$227,009	$281,892	$282,500	($168,700)	$456,200	$287,500	$5,608	1.99%
Grand Total	**$1,339,691**	**$1,450,967**	**$1,541,600**	**($5,280,100)**	**$6,988,900**	**$1,708,800**	**$257,833**	**17.77%**

The County of Grey
Grey Gables
General -Revenue (Operating)
2020 BUDGET
For the Twelve Months Ending
December 31, 2019

Account	Description	2018 ACTUAL	2019 BUDGET	2019 YE PROJECTION	2020 BUDGET	2020 BUDGET to 2019 BUDGET Variance $	2020 BUDGET to 2019 BUDGET Variance %
	REVENUE						
51100	Provincial Conditional Grant	($9,216)					0.00%
54081	Receipts From Pref. Private	(115,208)	(118,235)	(120,700)	(119,300)	(1,065)	0.90%
54082	Receipts From Pref. Semi	(93,712)	(111,340)	(97,800)	(95,900)	15,440	-13.87%
54095	Receipts From Telephone	(5,104)		(2,700)	(2,000)	(2,000)	100.00%
54096	Receipts From Hairdresser	(16,350)	(14,000)	(16,600)	(15,900)	(1,900)	13.57%
	TOTAL REVENUE	***(239,590)***	***(243,575)***	***(237,800)***	***(233,100)***	***10,475***	***-4.30%***
	EXPENDITURE						
	Other Expenditures						
64096	Hairdresser Services	14,491	20,000	14,500	14,300	(5,700)	-28.50%
	Total - Other Expenditures	***14,491***	***20,000***	***14,500***	***14,300***	***(5,700)***	***-28.50%***
	TOTAL EXPENDITURE	***14,491***	***20,000***	***14,500***	***14,300***	***(5,700)***	***-28.50%***
	NET REQUIREMENT	***(225,099)***	***(223,575)***	***(223,300)***	***(218,800)***	***4,775***	***-2.14%***

The County of Grey
Grey Gables
Donations
2020 BUDGET
For the Twelve Months Ending
December 31, 2019

Account	Description	2018 ACTUAL	2019 BUDGET	2019 YE PROJECTION	2020 BUDGET	2020 BUDGET to 2019 BUDGET Variance $	2020 BUDGET to 2019 BUDGET Variance %
	REVENUE						
49000	Investment Income	($303)		($400)			0.00%
54050	Donations	(4,072)		(4,600)			0.00%
	TOTAL REVENUE	***(4,375)***		***(5,000)***			***0.00%***
	EXPENDITURE						
	Other Expenditures						
69100	Transfer to Reserves	4,072		5,000			0.00%
	Total - Other Expenditures	***4,072***		***5,000***			***0.00%***
	TOTAL EXPENDITURE	***4,072***		***5,000***			***0.00%***
	NET REQUIREMENT	***(303)***					***0.00%***

The County of Grey
Grey Gables
Other Accommodation Summary (Operating)
2020 BUDGET
For the Twelve Months Ending
December 31, 2019

Account	Description	2018 ACTUAL	2019 BUDGET	2019 YE PROJECTION	2020 BUDGET	2020 BUDGET to 2019 BUDGET Variance $	2020 BUDGET to 2019 BUDGET Variance %
	REVENUE						
49400	Transfer From Reserve	($5,717)	($221,598)	($132,500)	($10,000)	$211,598	-95.49%
51100	Provincial Conditional Grant	(107,747)	(126,572)	(82,900)	(40,900)	85,672	-67.69%
54080	Receipts From Basic	(476,720)	(549,552)	(490,400)	(484,500)	65,052	-11.84%
54083	Receipts From Private	(281,128)	(256,728)	(289,500)	(288,400)	(31,672)	12.34%
54084	Receipts From Semi	(472,016)	(526,512)	(489,200)	(479,500)	47,012	-8.93%
54087	Exceptional Circumstances	(100,273)		(104,500)	(111,500)	(111,500)	100.00%
	TOTAL REVENUE	***(1,443,601)***	***(1,680,962)***	***(1,589,000)***	***(1,414,800)***	***266,162***	***-15.83%***
	EXPENDITURE						
	Salaries and Wages						
61000	Salaries and Wages	1,087,318	1,089,835	1,060,300	1,152,400	62,565	5.74%
61003	Overtime Wages	14,323		15,500			0.00%
61009	Salary Recoveries	(357)		(2,900)			0.00%
	Total - Salaries & Wages	***1,101,284***	***1,089,835***	***1,072,900***	***1,152,400***	***62,565***	***5.74%***
	Employee Benefits						
61220	CPP	45,257	50,683	46,800	48,900	(1,783)	-3.52%
61221	EI	21,362	24,305	20,400	21,900	(2,405)	-9.90%
61222	WSIB Premiums	18,540	28,663	27,700	29,000	337	1.18%
61223	OMERS	85,428	87,394	83,700	89,800	2,406	2.75%
61224	EHT	21,472	21,252	21,000	22,400	1,148	5.40%
61225	Group Benefits	91,026	97,511	99,500	96,700	(811)	-0.83%
61228	Boot Allowance	252		200	800	800	100.00%
61260	Service Awards	2,532	4,400	3,300	600	(3,800)	-86.36%
	Total - Employee Benefits	***285,869***	***314,208***	***302,600***	***310,100***	***(4,108)***	***-1.31%***
	Total Salaries and Benefits	***1,387,153***	***1,404,043***	***1,375,500***	***1,462,500***	***58,457***	***4.16%***
	Other Expenditures						
63000	Advertising		300		300		0.00%
63010	Association/Membership Fees	2,884	6,833	7,000	7,700	867	12.69%
63030	Copying & Printing	5,192	3,500	4,600	4,500	1,000	28.57%
63041	Computer Purchases			300			0.00%
63042	Equip/Furniture Purchases	4,454	8,000	4,900	7,000	(1,000)	-12.50%
63051	Telephone	9,585	12,900	13,400	12,900		0.00%
63052	Cellular	8,298	6,500	7,700	6,300	(200)	-3.08%
63060	Office & Charting Supplies	3,156	6,000	3,500	3,000	(3,000)	-50.00%
63063	Postage/Courier/Freight	1,002	750	1,400	1,000	250	33.33%
63067	Resident Life Improvements	2,129	10,000	13,900	10,000		0.00%
63070	Other Materials & Services	5,519	4,450	2,300	4,500	50	1.12%
63300	Staff Training and Development	8,507	10,000	9,500	10,000		0.00%
63310	Travel & Meal Expenses	2,564	6,017	4,200	6,300	283	4.70%
63401	Cleaning Supplies	8,936	5,000	5,300	14,500	9,500	190.00%
63402	Chemicals	4,956	17,000	23,000	16,600	(400)	-2.35%
63403	Maintenance of Buildings	31,052	44,400	47,000	44,400		0.00%
63409	Non Contract Chemicals	14,539	1,000	1,200		(1,000)	-100.00%
63419	Waste Disposal	19,662	15,200	27,500	20,000	4,800	31.58%
63440	Heat	26,890	28,058	28,400	28,000	(58)	-0.21%
63441	Hydro/Water	67,811	81,280	74,800	75,000	(6,280)	-7.73%
63442	Water/Sewage & Fire Protect.	16,201	22,560	22,300	23,000	440	1.95%
63450	Maintenance of Equipment	16,920	12,950	18,500	13,800	850	6.56%
63485	Maintenance of Grounds	6,549	10,000	5,400	10,000		0.00%

The County of Grey
Grey Gables
Other Accommodation Summary (Operating)
2020 BUDGET
For the Twelve Months Ending
December 31, 2019

Account	Description	2018 ACTUAL	2019 BUDGET	2019 YE PROJECTION	2020 BUDGET	2020 BUDGET to 2019 BUDGET Variance $	2020 BUDGET to 2019 BUDGET Variance %
63486	Snow Removal	$38,717	$51,840	$59,500	$52,000	$160	0.31%
63508	Paper Supplies	9,666	10,200	10,700	10,000	(200)	-1.96%
63520	Linen	4,250	4,500	4,500	4,500		0.00%
63522	Cable TV Expense	1,423	1,800	1,500	1,800		0.00%
63523	Dishes	3,070	4,000	4,000	4,000		0.00%
63531	Other Expenditure Recovery	(18,501)	(13,500)	(16,000)	(14,500)	(1,000)	7.41%
64020	Computer Support/Maintenance	26,127	42,507	35,500	33,000	(9,507)	-22.37%
64100	Legal Fees	8,984	40,000	3,400	40,000		0.00%
64101	Audit Fees			200			0.00%
64102	Professional & Consulting fees	130,867	273,598	166,100	5,000	(268,598)	-98.17%
64120	Purchased Service	18,222	27,667	24,100	20,500	(7,167)	-25.90%
65110	Insurance	101,362	103,400	95,600	70,000	(33,400)	-32.30%
67000	Interfunc. Admin Charges		56,392	61,600	110,200	53,808	95.42%
67013	Interfunc. Audit Fees	6,067	6,200	6,300	5,800	(400)	-6.45%
67014	Interfunc. IS Costs	25,345	46,100	46,100	52,100	6,000	13.02%
67023	Interfunc. Laundry	(5,000)	(4,500)	(5,000)	(5,000)	(500)	11.11%
	Total - Other Expenditures	***617,405***	***962,902***	***824,200***	***708,200***	***(254,702)***	***-26.45%***
	TOTAL EXPENDITURE	***2,004,558***	***2,366,945***	***2,199,700***	***2,170,700***	***(196,245)***	***-8.29%***
	NET REQUIREMENT	***560,957***	***685,983***	***610,700***	***755,900***	***69,917***	***10.19%***

The County of Grey
Grey Gables
Raw Food - Dietary (Operating)
2020 BUDGET
For the Twelve Months Ending
December 31, 2019

Account	Description	2018 ACTUAL	2019 BUDGET	2019 YE PROJECTION	2020 BUDGET	2020 BUDGET to 2019 BUDGET Variance $	2020 BUDGET to 2019 BUDGET Variance %
	REVENUE						
51100	Provincial Conditional Grant	($222,781)	($232,136)	($226,800)	($231,600)	$536	-0.23%
	TOTAL REVENUE	***(222,781)***	***(232,136)***	***(226,800)***	***(231,600)***	***536***	***-0.23%***
	EXPENDITURE						
	Other Expenditures						
63504	Raw Food	223,292	232,136	227,600	231,600	(536)	-0.23%
63531	Other Expenditure Recovery	(510)		(800)			0.00%
	Total - Other Expenditures	***222,782***	***232,136***	***226,800***	***231,600***	***(536)***	***-0.23%***
	TOTAL EXPENDITURE	***222,782***	***232,136***	***226,800***	***231,600***	***(536)***	***-0.23%***
	NET REQUIREMENT	***1***					***0.00%***

The County of Grey
Grey Gables
Lower Level - Tenant Area (Operating)
2020 BUDGET
For the Twelve Months Ending
December 31, 2019

Account	Description	2018 ACTUAL	2019 BUDGET	2019 YE PROJECTION	2020 BUDGET	2020 BUDGET to 2019 BUDGET Variance $	2020 BUDGET to 2019 BUDGET Variance %
	REVENUE						
54031	Building Rentals	($128,913)	($130,455)	($131,700)	($134,300)	($3,845)	2.95%
	TOTAL REVENUE	***(128,913)***	***(130,455)***	***(131,700)***	***(134,300)***	***(3,845)***	***2.95%***
	EXPENDITURE						
	Other Expenditures						
63403	Maintenance of Buildings	4,227	11,100	5,000	11,100		0.00%
63419	Waste Disposal	4,886	3,800	3,300	4,000	200	5.26%
63440	Heat	6,722	7,014	5,200	7,000	(14)	-0.20%
63441	Hydro/Water	16,870	20,320	11,700	12,000	(8,320)	-40.94%
63442	Water/Sewage & Fire Protect.	4,050	5,640	3,300	3,000	(2,640)	-46.81%
63450	Maintenance of Equipment	96					0.00%
63485	Maintenance of Grounds	1,519	1,460	700		(1,460)	-100.00%
63486	Snow Removal	9,638	14,000	9,900	15,000	1,000	7.14%
67007	Interfunc. Rent	(37,806)	(37,806)	(37,800)	(42,100)	(4,294)	11.36%
	Total - Other Expenditures	***10,202***	***25,528***	***1,300***	***10,000***	***(15,528)***	***-60.83%***
	TOTAL EXPENDITURE	***10,202***	***25,528***	***1,300***	***10,000***	***(15,528)***	***-60.83%***
	NET REQUIREMENT	***(118,711)***	***(104,927)***	***(130,400)***	***(124,300)***	***(19,373)***	***18.46%***

The County of Grey
Grey Gables
Nursing & Personal Care - Summary (Operating)
2020 BUDGET
For the Twelve Months Ending
December 31, 2019

Account	Description	2018 ACTUAL	2019 BUDGET	2019 YE PROJECTION	2020 BUDGET	2020 BUDGET to 2019 BUDGET Variance $	2020 BUDGET to 2019 BUDGET Variance %
	REVENUE						
51100	Provincial Conditional Grant	($2,604,367)	($2,730,524)	($2,683,900)	($2,706,500)	$24,024	-0.88%
51115	Prov. High Needs & Lab Claim	(4,022)	(4,000)	(21,600)	(4,000)		0.00%
51118	Provincial Physician Grant	(14,527)	(14,528)	(15,000)	(15,000)	(472)	3.25%
51119	Provincial RPN Grant	(12,243)					0.00%
51127	Fall Prevention Equipment Grant	(4,950)	(6,600)	(6,600)	(6,600)		0.00%
51129	Global Level of Care Subsidy			(32,000)	(42,800)	(42,800)	100.00%
51189	High Cost Supplies and Services Per Diem	(15,598)	(15,659)	(15,700)	(15,700)	(41)	0.26%
	TOTAL REVENUE	***(2,655,707)***	***(2,771,311)***	***(2,774,800)***	***(2,790,600)***	***(19,289)***	***0.70%***
	EXPENDITURE						
	Salaries and Wages						
61000	Salaries and Wages	2,615,336	2,727,842	2,656,700	2,945,400	217,558	7.98%
61003	Overtime Wages	108,815		109,400			0.00%
61009	Salary Recoveries	(665)		(1,200)			0.00%
	Total - Salaries & Wages	***2,723,486***	***2,727,842***	***2,764,900***	***2,945,400***	***217,558***	***7.98%***
	Employee Benefits						
61220	CPP	109,646	111,025	116,300	121,800	10,775	9.71%
61221	EI	52,600	52,474	52,200	56,800	4,326	8.24%
61222	WSIB Premiums	45,509	71,375	69,000	75,700	4,325	6.06%
61223	OMERS	146,639	167,772	146,300	154,400	(13,372)	-7.97%
61224	EHT	52,375	53,222	53,400	57,200	3,978	7.47%
61225	Group Benefits	180,589	198,686	185,600	193,900	(4,786)	-2.41%
	Total - Employee Benefits	***587,358***	***654,554***	***622,800***	***659,800***	***5,246***	***0.80%***
	Total Salaries and Benefits	***3,310,844***	***3,382,396***	***3,387,700***	***3,605,200***	***222,804***	***6.59%***
	Other Expenditures						
63042	Equip/Furniture Purchases	4,987	2,500	2,400	5,000	2,500	100.00%
63044	Fall Prevention Equipment	3,648	6,600	6,600	6,600		0.00%
63072	Contingency		37,929			(37,929)	-100.00%
63073	Hi Intensity Needs-Claimable	2,340	4,000	4,000	4,000		0.00%
63300	Staff Training and Development	515	5,000	5,000	5,000		0.00%
63310	Travel & Meal Expenses	2,076	1,500	1,100	1,500		0.00%
63450	Maintenance of Equipment	16,227	20,000	29,000	20,000		0.00%
63500	Home Physician	8,590	8,700	7,000	8,700		0.00%
63502	Incontinent Supplies	34,208	35,000	34,200	35,000		0.00%
63503	Medical Supplies	54,026	60,000	60,000	60,000		0.00%
63518	Physician On Call	14,532	14,528	15,000	15,000	472	3.25%
63531	Other Expenditure Recovery	(4,215)		(4,500)	(3,000)	(3,000)	100.00%
64102	Professional & Consulting fees	319					0.00%
64120	Purchased Service	86,439	8,000	197,000		(8,000)	-100.00%
	Total - Other Expenditures	***223,692***	***203,757***	***356,800***	***157,800***	***(45,957)***	***-22.55%***
	TOTAL EXPENDITURE	***3,534,536***	***3,586,153***	***3,744,500***	***3,763,000***	***176,847***	***4.93%***
	NET REQUIREMENT	***878,829***	***814,842***	***969,700***	***972,400***	***157,558***	***19.34%***

The County of Grey
Grey Gables
Programs Summary
2020 BUDGET
For the Twelve Months Ending
December 31, 2019

Account	Description	2018 ACTUAL	2019 BUDGET	2019 YE PROJECTION	2020 BUDGET	2020 BUDGET to 2019 BUDGET Variance $	2020 BUDGET to 2019 BUDGET Variance %
	REVENUE						
51100	Provincial Conditional Grant	($296,090)	($308,366)	($296,600)	($307,000)	$1,366	-0.44%
54070	Miscellaneous	(445)		(400)			0.00%
	TOTAL REVENUE	***(296,535)***	***(308,366)***	***(297,000)***	***(307,000)***	***1,366***	***-0.44%***
	EXPENDITURE						
	Salaries and Wages						
61000	Salaries and Wages	154,359	154,936	168,000	193,800	38,864	25.08%
61003	Overtime Wages	638		300			0.00%
	Total - Salaries & Wages	***154,997***	***154,936***	***168,300***	***193,800***	***38,864***	***25.08%***
	Employee Benefits						
61220	CPP	6,639	6,347	6,800	8,500	2,153	33.92%
61221	EI	3,065	2,885	2,900	3,800	915	31.72%
61222	WSIB Premiums	2,698	4,042	4,300	5,000	958	23.70%
61223	OMERS	13,957	13,709	12,500	15,000	1,291	9.42%
61224	EHT	3,030	3,001	3,200	3,600	599	19.96%
61225	Group Benefits	14,682	16,018	16,200	19,800	3,782	23.61%
	Total - Employee Benefits	***44,071***	***46,002***	***45,900***	***55,700***	***9,698***	***21.08%***
	Total Salaries and Benefits	***199,068***	***200,938***	***214,200***	***249,500***	***48,562***	***24.17%***
	Other Expenditures						
63010	Association/Membership Fees	50			200	200	100.00%
63042	Equip/Furniture Purchases	119	250		300	50	20.00%
63070	Other Materials & Services	509		200			0.00%
63300	Staff Training and Development	75	500	300	500		0.00%
63310	Travel & Meal Expenses		400	300	400		0.00%
63450	Maintenance of Equipment	260	250		300	50	20.00%
63504	Raw Food			600	500	500	100.00%
63505	Recreation Supplies	3,473	500	4,500	5,000	4,500	900.00%
63507	Outside Services	8,360	4,000	6,400	5,000	1,000	25.00%
63531	Other Expenditure Recovery	(5,279)	(3,500)	(3,300)	(3,000)	500	-14.29%
63759	Volunteer Services	455	400		400		0.00%
64110	Physiotherapy			27,300	54,800	54,800	100.00%
64120	Purchased Service	97,945	92,580	68,700	20,000	(72,580)	-78.40%
64128	Occupational Therapy			1,900			0.00%
64325	Chaplaincy Services	8,509	8,800	8,300	9,200	400	4.55%
	Total - Other Expenditures	***114,476***	***104,180***	***115,200***	***93,600***	***(10,580)***	***-10.16%***
	TOTAL EXPENDITURE	***313,544***	***305,118***	***329,400***	***343,100***	***37,982***	***12.45%***
	NET REQUIREMENT	***17,009***	***(3,248)***	***32,400***	***36,100***	***39,348***	***-1211.45%***

The County of Grey
Grey Gables
Capital
2020 BUDGET
For the Twelve Months Ending
December 31, 2019

Account	Description	2018 ACTUAL	2019 BUDGET	2019 YE PROJECTION	2020 BUDGET	2020 BUDGET to 2019 BUDGET Variance $	2020 BUDGET to 2019 BUDGET Variance %
	REVENUE						
49400	Transfer From Reserve	($125,047)	($332,242)	($280,000)	($168,700)	$163,542	-49.22%
54070	Miscellaneous	100					0.00%
	TOTAL REVENUE	***(124,947)***	***(332,242)***	***(280,000)***	***(168,700)***	***163,542***	***-49.22%***
	EXPENDITURE						
	Other Expenditures						
62210	Debenture-Interest Payments	30,773	28,841	28,800	26,800	(2,041)	-7.08%
63041	Computer Purchases	11,720	33,600	33,600	15,000	(18,600)	-55.36%
63042	Equip/Furniture Purchases	114,383	110,000	110,600	67,000	(43,000)	-39.09%
63403	Maintenance of Buildings	114,744	371,300	335,100	271,000	(100,300)	-27.01%
64429	Site Maintenance		26,000		30,000	4,000	15.38%
68210	Debenture/Debt Principal Pmts.	42,461	44,393	44,400	46,400	2,007	4.52%
69100	Transfer to Reserves	37,875		10,000			0.00%
	Total - Other Expenditures	***351,956***	***614,134***	***562,500***	***456,200***	***(157,934)***	***-25.72%***
	TOTAL EXPENDITURE	***351,956***	***614,134***	***562,500***	***456,200***	***(157,934)***	***-25.72%***
	NET REQUIREMENT	***227,009***	***281,892***	***282,500***	***287,500***	***5,608***	***1.99%***

Capital project details on 2020 Capital Budget Summary

The County of Grey

Grey Gables
2020 Capital Budget Summary

PROJECT	2020
Information Technology	15,000
Dietary Equipment	17,000
High-Low Beds and Mattresses	15,000
Debenture Payment - Roof	73,234
Long Term Care Area Floor Replacement	10,000
Heating/Cooling System	22,000
Laundry Equipment	35,000
Hot Water Heater Replacement	12,500
Water Softeners	25,000
Tub/Shower Room and Whirlpool Tubs	45,000
From Reserve - Grey Gables General Capital (BCA) Reserve	(45,000)
Sidewalks and Walkways	10,000
From Reserve - Grey Gables General Capital (BCA) Reserve	(6,500)
Hot Water Heating System (boiler)	28,000
From Reserve - Grey Gables General Capital (BCA) Reserve	(28,000)
Retaining Wall	20,000
From Reserve - Grey Gables General Capital (BCA) Reserve	(10,000)
Generator Replacement	120,000
From Reserve - Grey Gables General Capital (BCA) Reserve	(70,734)
Copper Pipe Replacement	8,500
From Reserve - Grey Gables General Capital (BCA) Reserve	(8,500)
Net Levy Requirements	**287,500**

COUNTY OF GREY
LEE MANOR
2020 BUDGET NET DEPARTMENT REQUIREMENT SUMMARY

OPERATING SUMMARY

	2018	2019		2020			Net Budget Change	
	Actual	Budgeted Levy	Year End Projection	Revenue	Budgeted Expenditure	Levy	2020 Budget vs 2019 Budget Variance $	Variance %
General - Revenue	($498,617)	($488,641)	($520,900)	($544,400)	$22,200	($522,200)	($33,559)	6.87%
Other Accommodation - Summary	$859,831	$656,110	$670,100	($3,250,700)	$4,203,500	$952,800	$296,690	45.22%
Raw Food - Dietary	$5,774	$0	$0	($526,400)	$526,400	$0	$0	0.00%
Nursing & Personal Care - Summary	$1,208,153	$1,243,613	$1,458,600	($6,497,400)	$7,834,700	$1,337,300	$93,687	7.53%
Programs - Summary	$130,737	$152,965	$58,400	($694,600)	$806,700	$112,100	($40,865)	-26.72%
Total Operating	**$1,705,878**	**$1,564,047**	**$1,666,200**	**($11,513,500)**	**$13,393,500**	**$1,880,000**	**$315,953**	**20.20%**

CAPITAL SUMMARY

	2018	2019		2020			Net Budget Change	
	Actual	Budgeted Levy	Year End Projection	Revenue	Budgeted Expenditure	Levy	2020 Budget vs 2019 Budget Variance $	Variance %
Administration	$135,987	$219,109	$212,900	($102,500)	$326,000	$223,500	$4,391	2.00%
Total Capital	**$135,987**	**$219,109**	**$212,900**	**($102,500)**	**$326,000**	**$223,500**	**$4,391**	**2.00%**

OPERATING AND CAPITAL COMBINED SUMMARY

	2018	2019		2020			Net Budget Change	
	Actual	Budgeted Levy	Year End Projection	Revenue	Budgeted Expenditure	Levy	2020 Budget vs 2019 Budget Variance $	Variance %
Operating	$1,705,878	$1,564,047	$1,666,200	($11,513,500)	$13,393,500	$1,880,000	$315,953	20.20%
Capital	$135,987	$219,109	$212,900	($102,500)	$326,000	$223,500	$4,391	2.00%
Grand Total	**$1,841,865**	**$1,783,156**	**$1,879,100**	**($11,616,000)**	**$13,719,500**	**$2,103,500**	**$320,344**	**17.97%**

The County of Grey
Lee Manor
General Revenue (Operating)
2020 BUDGET
For the Twelve Months Ending
December 31, 2019

Account	Description	2018 ACTUAL	2019 BUDGET	2019 YE PROJECTION	2020 BUDGET	2020 BUDGET to 2019 BUDGET Variance $	2020 BUDGET to 2019 BUDGET Variance %
	REVENUE						
51100	Provincial Conditional Grant	($4,820)					0.00%
54035	Current Tenant Rent	(35,606)	(49,000)	(49,100)	(50,000)	(1,000)	2.04%
54067	Bad Debt Write Off		5,430	5,000		(5,430)	-100.00%
54081	Receipts From Pref. Private	(220,100)	(224,273)	(227,400)	(224,700)	(427)	0.19%
54082	Receipts From Pref. Semi	(224,059)	(223,768)	(238,600)	(236,900)	(13,132)	5.87%
54095	Receipts From Telephone	(11,149)		(8,100)	(8,600)	(8,600)	100.00%
54096	Receipts From Hairdresser	(27,607)	(27,423)	(24,400)	(24,200)	3,223	-11.75%
	TOTAL REVENUE	***(523,341)***	***(519,034)***	***(542,600)***	***(544,400)***	***(25,366)***	***4.89%***
	EXPENDITURE						
	Other Expenditures						
64096	Hairdresser Services	24,534	30,203	21,700	22,200	(8,003)	-26.50%
65200	Bank Charges	190	190			(190)	-100.00%
	Total - Other Expenditures	***24,724***	***30,393***	***21,700***	***22,200***	***(8,193)***	***-26.96%***
	TOTAL EXPENDITURE	***24,724***	***30,393***	***21,700***	***22,200***	***(8,193)***	***-26.96%***
	NET REQUIREMENT	***(498,617)***	***(488,641)***	***(520,900)***	***(522,200)***	***(33,559)***	***6.87%***

The County of Grey
Lee Manor
Other Accommodation Summary (Operating)
2020 BUDGET
For the Twelve Months Ending
December 31, 2019

Account	Description	2018 ACTUAL	2019 BUDGET	2019 YE PROJECTION	2020 BUDGET	2020 BUDGET to 2019 BUDGET Variance $	2020 BUDGET to 2019 BUDGET Variance %
	REVENUE						
49400	Transfer From Reserve	($22,511)	($463,639)	($278,300)	($5,000)	$458,639	-98.92%
49405	From Reserve - One Time Funding	(4,263)					0.00%
51100	Provincial Conditional Grant	(429,090)	(471,139)	(346,700)	(220,800)	250,339	-53.13%
54080	Receipts From Basic	(1,222,284)	(1,343,349)	(1,268,700)	(1,257,500)	85,849	-6.39%
54083	Receipts From Private	(569,019)	(538,084)	(565,400)	(561,200)	(23,116)	4.30%
54084	Receipts From Semi	(1,182,533)	(1,099,311)	(1,208,600)	(1,206,200)	(106,889)	9.72%
	TOTAL REVENUE	***(3,429,700)***	***(3,915,522)***	***(3,667,700)***	***(3,250,700)***	***664,822***	***-16.98%***
	EXPENDITURE						
	Salaries and Wages						
61000	Salaries and Wages	2,361,268	2,200,884	2,207,000	2,271,700	70,816	3.22%
61003	Overtime Wages	43,667		48,200			0.00%
61009	Salary Recoveries			(2,800)			0.00%
	Total - Salaries & Wages	***2,404,935***	***2,200,884***	***2,252,400***	***2,271,700***	***70,816***	***3.22%***
	Employee Benefits						
61220	CPP	100,152	112,246	98,600	100,000	(12,246)	-10.91%
61221	EI	46,060	51,060	43,200	45,000	(6,060)	-11.87%
61222	WSIB Premiums	40,484	57,884	57,100	57,900	16	0.03%
61223	OMERS	194,908	170,874	164,400	173,300	2,426	1.42%
61224	EHT	47,071	42,917	44,000	44,400	1,483	3.46%
61225	Group Benefits	194,114	173,274	179,000	189,500	16,226	9.36%
61228	Boot Allowance	717		800	1,200	1,200	100.00%
61260	Service Awards	4,353		5,500	5,500	5,500	100.00%
	Total - Employee Benefits	***627,859***	***608,255***	***592,600***	***616,800***	***8,545***	***1.40%***
	Total Salaries and Benefits	***3,032,794***	***2,809,139***	***2,845,000***	***2,888,500***	***79,361***	***2.83%***
	Other Expenditures						
63000	Advertising		250		300	50	20.00%
63010	Association/Membership Fees	11,333	14,833	16,500	22,800	7,967	53.71%
63020	Computer Support/Maintenance	507		100			0.00%
63030	Copying & Printing	10,182	8,000	7,500	8,000		0.00%
63041	Computer Purchases	36		100			0.00%
63042	Equip/Furniture Purchases	5,785	9,500	7,400	9,500		0.00%
63051	Telephone	12,943	16,500	18,100	17,100	600	3.64%
63052	Cellular	6,700	8,000	5,900	7,200	(800)	-10.00%
63060	Office & Charting Supplies	13,720	6,500	13,600	13,500	7,000	107.69%
63063	Postage/Courier/Freight	2,665	3,100	2,500	3,100		0.00%
63067	Resident Life Improvements	6,597	5,000		5,000		0.00%
63070	Other Materials & Services	9,916	24,900	4,900	12,200	(12,700)	-51.00%
63300	Staff Training and Development	13,132	7,300	13,000	8,200	900	12.33%
63310	Travel & Meal Expenses	9,707	8,700	7,300	8,700		0.00%
63320	Conferences	707					0.00%
63401	Cleaning Supplies	17,921	16,000	31,000	32,000	16,000	100.00%
63402	Chemicals	25,214	26,762	30,900	34,100	7,338	27.42%
63403	Maintenance of Buildings	94,158	82,000	74,100	88,000	6,000	7.32%
63409	Non Contract Chemicals	13,772	15,000	13,000		(15,000)	-100.00%
63419	Waste Disposal	24,870	27,000	21,500	28,000	1,000	3.70%
63440	Heat	48,428	55,000	52,400	55,000		0.00%
63441	Hydro/Water	159,809	220,000	159,900	220,000		0.00%
63442	Water/Sewage & Fire Protect.	55,525	70,000	55,900	60,000	(10,000)	-14.29%

The County of Grey
Lee Manor
Other Accommodation Summary (Operating)
2020 BUDGET
For the Twelve Months Ending
December 31, 2019

Account	Description	2018 ACTUAL	2019 BUDGET	2019 YE PROJECTION	2020 BUDGET	2020 BUDGET to 2019 BUDGET Variance $	2020 BUDGET to 2019 BUDGET Variance %
63450	Maintenance of Equipment	$26,119	$39,000	$23,700	$35,500	($3,500)	-8.97%
63485	Maintenance of Grounds	7,650	8,500	5,900	8,500		0.00%
63486	Snow Removal	29,498	30,000	29,800	30,000		0.00%
63508	Paper Supplies	20,070	19,700	24,000	21,000	1,300	6.60%
63520	Linen	14,953	15,500	18,800	16,000	500	3.23%
63522	Cable TV Expense	43,640		44,900	46,500	46,500	100.00%
63523	Dishes	10,509	10,800	10,500	11,000	200	1.85%
63530	Cable TV Recovery	(44,029)	(47,540)	(47,300)	(46,500)	1,040	-2.19%
63531	Other Expenditure Recovery	(43,961)	(32,000)	(31,300)	(32,000)		0.00%
64020	Computer Support/Maintenance	41,515	41,548	58,400	47,300	5,752	13.84%
64100	Legal Fees	47,543	39,933	36,500	20,000	(19,933)	-49.92%
64101	Audit Fees			400			0.00%
64102	Professional & Consulting fees	306,524	598,742	381,600	20,000	(578,742)	-96.66%
64120	Purchased Service	21,789	36,500	26,300	36,500		0.00%
65110	Insurance	163,325	166,600	154,000	112,700	(53,900)	-32.35%
67000	Interfunc. Admin Charges		128,165	139,900	250,400	122,235	95.37%
67013	Interfunc. Audit Fees	9,052	9,300	9,300	8,700	(600)	-6.45%
67014	Interfunc. IS Costs	68,913	81,900	81,800	106,700	24,800	30.28%
67023	Interfunc. Laundry	(10,000)	(8,500)	(10,000)	(10,000)	(1,500)	17.65%
	Total - Other Expenditures	***1,256,737***	***1,762,493***	***1,492,800***	***1,315,000***	***(447,493)***	***-25.39%***
	TOTAL EXPENDITURE	***4,289,531***	***4,571,632***	***4,337,800***	***4,203,500***	***(368,132)***	***-8.05%***
	NET REQUIREMENT	***859,831***	***656,110***	***670,100***	***952,800***	***296,690***	***45.22%***

The County of Grey
Lee Manor
Raw Food - Dietary (Operating)
2020 BUDGET
For the Twelve Months Ending
December 31, 2019

Account	Description	2018 ACTUAL	2019 BUDGET	2019 YE PROJECTION	2020 BUDGET	2020 BUDGET to 2019 BUDGET Variance $	2020 BUDGET to 2019 BUDGET Variance %
	REVENUE						
51100	Provincial Conditional Grant	($507,521)	($527,581)	($522,300)	($526,400)	$1,181	-0.22%
	TOTAL REVENUE	***(507,521)***	***(527,581)***	***(522,300)***	***(526,400)***	***1,181***	***-0.22%***
	EXPENDITURE						
	Other Expenditures						
63504	Raw Food	513,295	527,581	522,300	526,400	(1,181)	-0.22%
	Total - Other Expenditures	***513,295***	***527,581***	***522,300***	***526,400***	***(1,181)***	***-0.22%***
	TOTAL EXPENDITURE	***513,295***	***527,581***	***522,300***	***526,400***	***(1,181)***	***-0.22%***
	NET REQUIREMENT	***5,774***					***0.00%***

The County of Grey
Lee Manor
Nursing & Personal Care Summary (Operating)
2020 BUDGET
For the Twelve Months Ending
December 31, 2019

Account	Description	2018 ACTUAL	2019 BUDGET	2019 YE PROJECTION	2020 BUDGET	2020 BUDGET to 2019 BUDGET Variance $	2020 BUDGET to 2019 BUDGET Variance %
	REVENUE						
51100	Provincial Conditional Grant	($6,239,106)	($6,504,236)	($6,344,000)	($6,304,500)	$199,736	-3.07%
51115	Prov. High Needs & Lab Claim	(24,847)	(30,000)	(16,000)	(30,000)		0.00%
51118	Provincial Physician Grant	(14,527)	(14,528)	(15,000)	(15,000)	(472)	3.25%
51119	Provincial RPN Grant	(28,764)					0.00%
51127	Fall Prevention Equipment Grant	(11,250)	(15,000)	(15,000)	(15,000)		0.00%
51129	Global Level of Care Subsidy			(72,700)	(97,200)	(97,200)	100.00%
51189	High Cost Supplies and Services Per Diem	(35,453)	(35,588)	(35,600)	(35,700)	(112)	0.31%
	TOTAL REVENUE	***(6,353,947)***	***(6,599,352)***	***(6,498,300)***	***(6,497,400)***	***101,952***	***-1.54%***
	EXPENDITURE						
	Salaries and Wages						
61000	Salaries and Wages	5,487,496	5,962,221	5,549,100	6,031,400	69,179	1.16%
61003	Overtime Wages	248,485		210,100			0.00%
61009	Salary Recoveries	(9,681)		(16,900)			0.00%
	Total - Salaries & Wages	***5,726,300***	***5,962,221***	***5,742,300***	***6,031,400***	***69,179***	***1.16%***
	Employee Benefits						
61220	CPP	238,162	255,192	248,300	260,200	5,008	1.96%
61221	EI	110,925	117,897	107,400	117,600	(297)	-0.25%
61222	WSIB Premiums	98,448	155,905	146,400	154,200	(1,705)	-1.09%
61223	OMERS	375,620	406,369	381,400	409,000	2,631	0.65%
61224	EHT	111,724	116,299	111,500	117,600	1,301	1.12%
61225	Group Benefits	402,379	441,175	428,000	416,500	(24,675)	-5.59%
	Total - Employee Benefits	***1,337,258***	***1,492,837***	***1,423,000***	***1,475,100***	***(17,737)***	***-1.19%***
	Total Salaries and Benefits	***7,063,558***	***7,455,058***	***7,165,300***	***7,506,500***	***51,442***	***0.69%***
	Other Expenditures						
63042	Equip/Furniture Purchases	4,750	15,000	21,300	15,000		0.00%
63044	Fall Prevention Equipment	9,941	15,000	12,300	15,000		0.00%
63072	Contingency		62,010			(62,010)	-100.00%
63073	Hi Intensity Needs-Claimable	18,719	30,000	9,400	15,000	(15,000)	-50.00%
63300	Staff Training and Development	17,152	13,500	10,300	13,500		0.00%
63310	Travel & Meal Expenses	6,215	4,500	5,200	4,500		0.00%
63450	Maintenance of Equipment	32,970	31,506	46,300	33,500	1,994	6.33%
63500	Home Physician	19,710	19,700	19,700	19,700		0.00%
63502	Incontinent Supplies	81,211	85,000	85,000	85,000		0.00%
63503	Medical Supplies	102,373	97,163	117,700	120,000	22,837	23.50%
63518	Physician On Call	14,544	14,528	15,000	15,000	472	3.25%
63531	Other Expenditure Recovery	(8,711)		(8,800)	(8,000)	(8,000)	100.00%
64102	Professional & Consulting fees	725					0.00%
64120	Purchased Service	198,943		458,200			0.00%
	Total - Other Expenditures	***498,542***	***387,907***	***791,600***	***328,200***	***(59,707)***	***-15.39%***
	TOTAL EXPENDITURE	***7,562,100***	***7,842,965***	***7,956,900***	***7,834,700***	***(8,265)***	***-0.11%***
	NET REQUIREMENT	***1,208,153***	***1,243,613***	***1,458,600***	***1,337,300***	***93,687***	***7.53%***

The County of Grey
Lee Manor
Program & Support Services Summary
2020 BUDGET
For the Twelve Months Ending
December 31, 2019

Account	Description	2018 ACTUAL	2019 BUDGET	2019 YE PROJECTION	2020 BUDGET	2020 BUDGET to 2019 BUDGET Variance $	2020 BUDGET to 2019 BUDGET Variance %
	REVENUE						
51100	Provincial Conditional Grant	($683,546)	($697,655)	($684,800)	($694,600)	$3,055	-0.44%
54070	Miscellaneous	(9,178)		(8,000)			0.00%
	TOTAL REVENUE	***(692,724)***	***(697,655)***	***(692,800)***	***(694,600)***	***3,055***	***-0.44%***
	EXPENDITURE						
	Salaries and Wages						
61000	Salaries and Wages	439,097	412,535	395,700	466,300	53,765	13.03%
61003	Overtime Wages	6,649		1,700			0.00%
	Total - Salaries & Wages	***445,746***	***412,535***	***397,400***	***466,300***	***53,765***	***13.03%***
	Employee Benefits						
61220	CPP	17,652	20,148	17,800	19,800	(348)	-1.73%
61221	EI	8,339	9,557	7,700	8,900	(657)	-6.87%
61222	WSIB Premiums	7,008	10,850	10,300	12,000	1,150	10.60%
61223	OMERS	30,028	25,579	29,600	29,500	3,921	15.33%
61224	EHT	7,888	7,992	7,800	9,100	1,108	13.86%
61225	Group Benefits	30,714	27,981	34,700	46,000	18,019	64.40%
	Total - Employee Benefits	***101,629***	***102,107***	***107,900***	***125,300***	***23,193***	***22.71%***
	Total Salaries and Benefits	***547,375***	***514,642***	***505,300***	***591,600***	***76,958***	***14.95%***
	Other Expenditures						
63010	Association/Membership Fees	428		500			0.00%
63042	Equip/Furniture Purchases	762	1,750	200	1,750		0.00%
63070	Other Materials & Services	7,065		6,200			0.00%
63300	Staff Training and Development	2,134	2,000	2,500	2,000		0.00%
63310	Travel & Meal Expenses	185	1,000	200	1,000		0.00%
63450	Maintenance of Equipment		1,000		1,000		0.00%
63504	Raw Food	193	1,500	600	1,500		0.00%
63505	Recreation Supplies	6,526	7,000	7,000	7,000		0.00%
63507	Outside Services	8,437	10,000	10,000	10,000		0.00%
63522	Cable TV Expense	366	45,000	400	400	(44,600)	-99.11%
63759	Volunteer Services	897	2,000	2,000	2,000		0.00%
64110	Physiotherapy			67,800	124,600	124,600	100.00%
64120	Purchased Service	240,608	246,783	141,200	55,850	(190,933)	-77.37%
64128	Occupational Therapy		8,000	4,300	8,000		0.00%
64325	Chaplaincy Services	8,485	9,945	3,000		(9,945)	-100.00%
	Total - Other Expenditures	***276,086***	***335,978***	***245,900***	***215,100***	***(120,878)***	***-35.98%***
	TOTAL EXPENDITURE	***823,461***	***850,620***	***751,200***	***806,700***	***(43,920)***	***-5.16%***
	NET REQUIREMENT	***130,737***	***152,965***	***58,400***	***112,100***	***(40,865)***	***-26.72%***

The County of Grey
Lee Manor
Capital Summary
2020 BUDGET
For the Twelve Months Ending
December 31, 2019

Account	Description	2018 ACTUAL	2019 BUDGET	2019 YE PROJECTION	2020 BUDGET	2020 BUDGET to 2019 BUDGET Variance $	2020 BUDGET to 2019 BUDGET Variance %
	REVENUE						
49400	Transfer From Reserve	($374,072)	($263,391)	($245,100)	($102,500)	$160,891	-61.08%
54070	Miscellaneous	261					0.00%
	TOTAL REVENUE	***(373,811)***	***(263,391)***	***(245,100)***	***(102,500)***	***160,891***	***-61.08%***
	EXPENDITURE						
	Other Expenditures						
63041	Computer Purchases	39,490	69,500	69,500	25,000	(44,500)	-64.03%
63042	Equip/Furniture Purchases	113,574	109,000	98,500	88,500	(20,500)	-18.81%
63403	Maintenance of Buildings	291,501	169,000	146,200	200,500	31,500	18.64%
63531	Other Expenditure Recovery	(136,173)					0.00%
64102	Professional & Consulting fees	39,029					0.00%
64429	Site Maintenance	49,822	135,000	143,800	12,000	(123,000)	-91.11%
64500	Buildings/Renovations	112,555					0.00%
	Total - Other Expenditures	***509,798***	***482,500***	***458,000***	***326,000***	***(156,500)***	***-32.44%***
	TOTAL EXPENDITURE	***509,798***	***482,500***	***458,000***	***326,000***	***(156,500)***	***-32.44%***
	NET REQUIREMENT	***135,987***	***219,109***	***212,900***	***223,500***	***4,391***	***2.00%***

Project details on 2020 Capital Budget Summary

The County of Grey

Lee Manor
2020 Capital Budget Summary

PROJECT	2020
High-Low Beds and Mattresses	34,000
Information Technology	25,000
Home Enhancements	20,500
Floor Replacement	15,000
Dietary Equipment	20,000
Replacement of Split Air Conditioning Systems	50,000
Dryer	8,500
Sanitary Waste Removal System and Storm Water including Drains	15,000
Driveway and Sidewalk Repair	12,000
Resident Lifts	26,000
From Reserve - Lee Manor General Capital (BCA) Reserve	(2,500)
Redevelopment of Resident Common Area and Staff Area on Main Floor	100,000
From Reserve - Lee Manor General Capital (BCA) Reserve	(75,000)
From Reserve - Lee Manor Donations Reserve	(25,000)
Net Levy Requirements	223,500

COUNTY OF GREY
ROCKWOOD TERRACE
2020 BUDGET NET DEPARTMENT REQUIREMENT SUMMARY

OPERATING SUMMARY

	2018	2019		2020			Net Budget Change	
	Actual	Budgeted Levy	Year End Projection	Revenue	Budgeted Expenditure	Levy	2020 Budget vs 2019 Budget Variance $	Variance %
General - Revenue	($319,452)	($274,783)	($308,700)	($317,100)	$21,200	($295,900)	($21,117)	7.68%
Other Accommodation - Summary	$576,228	$676,949	$623,300	($2,137,600)	$2,948,400	$810,800	$133,851	19.77%
Raw Food - Dietary	$0	$0	$0	($350,900)	$350,900	$0	$0	0.00%
Nursing & Personal Care - Summary	$979,703	$923,662	$740,600	($4,402,500)	$5,436,500	$1,034,000	$110,338	11.95%
Programs - Summary	$32,576	$58,676	$16,300	($470,300)	$535,000	$64,700	$6,024	10.27%
Total Operating	**$1,269,055**	**$1,384,504**	**$1,071,500**	**($7,678,400)**	**$9,292,000**	**$1,613,600**	**$229,096**	**16.55%**

CAPITAL SUMMARY

	2018	2019		2020			Net Budget Change	
	Actual	Budgeted Levy	Year End Projection	Revenue	Budgeted Expenditure	Levy	2020 Budget vs 2019 Budget Variance $	Variance %
Administration	$310,978	$290,009	$279,400	($756,200)	$1,052,000	$295,800	$5,791	2.00%
Total Capital	**$310,978**	**$290,009**	**$279,400**	**($756,200)**	**$1,052,000**	**$295,800**	**$5,791**	**2.00%**

OPERATING AND CAPITAL COMBINED SUMMARY

	2018	2019		2020			Net Budget Change	
	Actual	Budgeted Levy	Year End Projection	Revenue	Budgeted Expenditure	Levy	2020 Budget vs 2019 Budget Variance $	Variance %
Operating	$1,269,055	$1,384,504	$1,071,500	($7,678,400)	$9,292,000	$1,613,600	$229,096	16.55%
Capital	$310,978	$290,009	$279,400	($756,200)	$1,052,000	$295,800	$5,791	2.00%
Grand Total	**$1,580,033**	**$1,674,513**	**$1,350,900**	**($8,434,600)**	**$10,344,000**	**$1,909,400**	**$234,887**	**14.03%**

The County of Grey
Rockwood Terrace
General - Revenue (Operating)
2020 BUDGET
For the Twelve Months Ending
December 31, 2019

Account	Description	2018 ACTUAL	2019 BUDGET	2019 YE PROJECTION	2020 BUDGET	2020 BUDGET to 2019 BUDGET Variance $	2020 BUDGET to 2019 BUDGET Variance %
	REVENUE						
51100	Provincial Conditional Grant	($34,078)					0.00%
54031	Building Rentals	(8,421)	(7,300)	(10,900)	(5,600)	1,700	-23.29%
54067	Bad Debt Write Off	1,626					0.00%
54081	Receipts From Pref. Private	(213,078)	(221,669)	(233,000)	(230,700)	(9,031)	4.07%
54082	Receipts From Pref. Semi	(52,599)	(48,454)	(56,700)	(53,200)	(4,746)	9.79%
54095	Receipts From Telephone	(9,570)		(5,700)	(5,400)	(5,400)	100.00%
54096	Receipts From Hairdresser	(22,749)	(24,000)	(23,100)	(22,200)	1,800	-7.50%
	TOTAL REVENUE	***(338,869)***	***(301,423)***	***(329,400)***	***(317,100)***	***(15,677)***	***5.20%***
	EXPENDITURE						
	Other Expenditures						
64096	Hairdresser Services	19,223	26,400	20,400	20,900	(5,500)	-20.83%
65200	Bank Charges	194	240	300	300	60	25.00%
	Total - Other Expenditures	***19,417***	***26,640***	***20,700***	***21,200***	***(5,440)***	***-20.42%***
	TOTAL EXPENDITURE	***19,417***	***26,640***	***20,700***	***21,200***	***(5,440)***	***-20.42%***
	NET REQUIREMENT	***(319,452)***	***(274,783)***	***(308,700)***	***(295,900)***	***(21,117)***	***7.68%***

The County of Grey
Rockwood Terrace
Other Accommodation - Summary (Operating)
2020 BUDGET
For the Twelve Months Ending
December 31, 2019

Account	Description	2018 ACTUAL	2019 BUDGET	2019 YE PROJECTION	2020 BUDGET	2020 BUDGET to 2019 BUDGET Variance $	2020 BUDGET to 2019 BUDGET Variance %
	REVENUE						
49300	Sale of Assets	($66)					0.00%
49400	Transfer From Reserve	(46,744)	(320,021)	(193,600)	(10,000)	310,021	-96.88%
51100	Provincial Conditional Grant	(217,519)	(167,413)	(158,200)	(142,300)	25,113	-15.00%
54080	Receipts From Basic	(813,669)	(814,151)	(814,600)	(816,200)	(2,049)	0.25%
54083	Receipts From Private	(690,972)	(688,516)	(755,800)	(748,200)	(59,684)	8.67%
54084	Receipts From Semi	(383,761)	(526,512)	(406,000)	(387,900)	138,612	-26.33%
54087	Exceptional Circumstances	(58,209)		(25,300)	(33,000)	(33,000)	100.00%
	TOTAL REVENUE	***(2,210,940)***	***(2,516,613)***	***(2,353,500)***	***(2,137,600)***	***379,013***	***-15.06%***
	EXPENDITURE						
	Salaries and Wages						
61000	Salaries and Wages	1,549,797	1,619,654	1,536,300	1,616,800	(2,854)	-0.18%
61003	Overtime Wages	7,373		9,100			0.00%
61009	Salary Recoveries	(697)					0.00%
	Total - Salaries & Wages	***1,556,473***	***1,619,654***	***1,545,400***	***1,616,800***	***(2,854)***	***-0.18%***
	Employee Benefits						
61220	CPP	65,769	67,006	68,500	70,000	2,994	4.47%
61221	EI	31,073	31,691	30,700	32,000	309	0.98%
61222	WSIB Premiums	26,546	42,597	39,100	41,000	(1,597)	-3.75%
61223	OMERS	125,969	134,011	119,200	129,400	(4,611)	-3.44%
61224	EHT	30,429	31,469	30,000	31,500	31	0.10%
61225	Group Benefits	103,298	106,165	111,600	118,600	12,435	11.71%
61228	Boot Allowance	150		400	1,000	1,000	100.00%
61260	Service Awards	2,558	6,000	5,600	3,600	(2,400)	-40.00%
	Total - Employee Benefits	***385,792***	***418,939***	***405,100***	***427,100***	***8,161***	***1.95%***
	Total Salaries and Benefits	***1,942,265***	***2,038,593***	***1,950,500***	***2,043,900***	***5,307***	***0.26%***
	Other Expenditures						
63000	Advertising	81	400	200	200	(200)	-50.00%
63010	Association/Membership Fees	5,702	9,133	16,000	16,000	6,867	75.19%
63030	Copying & Printing	6,599	7,000	2,400	7,000		0.00%
63041	Computer Purchases			500			0.00%
63042	Equip/Furniture Purchases	7,859	8,000	18,900	13,200	5,200	65.00%
63051	Telephone	12,534	16,900	17,600	16,800	(100)	-0.59%
63052	Cellular	8,007	8,500	10,500	9,000	500	5.88%
63060	Office & Charting Supplies	10,951	23,722	13,300	13,000	(10,722)	-45.20%
63063	Postage/Courier/Freight	581	1,000	600	1,000		0.00%
63067	Resident Life Improvements	7,749	10,000	8,000	10,000		0.00%
63070	Other Materials & Services	12,402	2,200	11,200	14,200	12,000	545.45%
63300	Staff Training and Development	5,677	3,500	2,400	4,500	1,000	28.57%
63310	Travel & Meal Expenses	4,647	5,250	4,400	5,300	50	0.95%
63401	Cleaning Supplies	6,474	7,650	17,000	23,000	15,350	200.65%
63402	Chemicals	18,504	18,050	18,700	18,300	250	1.39%
63403	Maintenance of Buildings	60,433	45,000	65,600	60,000	15,000	33.33%
63409	Non Contract Chemicals	10,353	10,000	11,800		(10,000)	-100.00%
63419	Waste Disposal	14,499	15,300	15,700	15,000	(300)	-1.96%
63440	Heat	62,222	72,250	58,000	60,000	(12,250)	-16.96%
63441	Hydro/Water	89,824	105,298	101,100	90,000	(15,298)	-14.53%
63442	Water/Sewage & Fire Protect.	39,053	40,000	39,500	42,000	2,000	5.00%
63450	Maintenance of Equipment	19,847	25,402	13,600	16,000	(9,402)	-37.01%

The County of Grey
Rockwood Terrace
Other Accommodation - Summary (Operating)
2020 BUDGET
For the Twelve Months Ending
December 31, 2019

Account	Description	2018 ACTUAL	2019 BUDGET	2019 YE PROJECTION	2020 BUDGET	2020 BUDGET to 2019 BUDGET Variance $	2020 BUDGET to 2019 BUDGET Variance %
63485	Maintenance of Grounds	$4,879	$7,000	$5,100	$7,000		0.00%
63486	Snow Removal	7,611	4,100	7,700	10,000	5,900	143.90%
63508	Paper Supplies	16,977	15,500	16,000	16,500	1,000	6.45%
63520	Linen	11,708	7,451	7,900	9,000	1,549	20.79%
63522	Cable TV Expense	6,943	4,466	6,900	7,000	2,534	56.74%
63523	Dishes	5,396	6,000	5,400	7,000	1,000	16.67%
63530	Cable TV Recovery	(3,247)		(1,600)			0.00%
63531	Other Expenditure Recovery	(29,781)	(24,750)	(25,000)	(23,000)	1,750	-7.07%
64020	Computer Support/Maintenance	39,054	37,519	44,300	51,000	13,481	35.93%
64100	Legal Fees	10,479	8,000	2,200	5,000	(3,000)	-37.50%
64101	Audit Fees	647		300			0.00%
64102	Professional & Consulting fees	209,128	392,584	251,000	50,000	(342,584)	-87.26%
64120	Purchased Service	29,585	30,410	27,100	31,200	790	2.60%
65110	Insurance	106,010	108,100	100,000	73,200	(34,900)	-32.28%
67000	Interfunc. Admin Charges		85,443	93,300	166,900	81,457	95.33%
67007	Interfunc. Rent	(12,509)	(12,509)	(12,500)	(12,800)	(291)	2.33%
67013	Interfunc. Audit Fees	7,759	8,000	8,100	7,500	(500)	-6.25%
67014	Interfunc. IS Costs	38,266	51,100	51,100	72,500	21,400	41.88%
67023	Interfunc. Laundry	(8,000)	(8,000)	(8,000)	(8,000)		0.00%
	Total - Other Expenditures	***844,903***	***1,154,969***	***1,026,300***	***904,500***	***(250,469)***	***-21.69%***
	TOTAL EXPENDITURE	***2,787,168***	***3,193,562***	***2,976,800***	***2,948,400***	***(245,162)***	***-7.68%***
	NET REQUIREMENT	***576,228***	***676,949***	***623,300***	***810,800***	***133,851***	***19.77%***

The County of Grey
Rockwood Terrace
Raw Food - Dietary (Operating)
2020 BUDGET
For the Twelve Months Ending
December 31, 2019

Account	Description	2018 ACTUAL	2019 BUDGET	2019 YE PROJECTION	2020 BUDGET	2020 BUDGET to 2019 BUDGET Variance $	2020 BUDGET to 2019 BUDGET Variance %
	REVENUE						
51100	Provincial Conditional Grant	($333,497)	($351,721)	($348,200)	($350,900)	$821	-0.23%
	TOTAL REVENUE	***(333,497)***	***(351,721)***	***(348,200)***	***(350,900)***	***821***	***-0.23%***
	EXPENDITURE						
	Other Expenditures						
63504	Raw Food	334,300	351,721	348,800	350,900	(821)	-0.23%
63531	Other Expenditure Recovery	(803)		(600)			0.00%
	Total - Other Expenditures	***333,497***	***351,721***	***348,200***	***350,900***	***(821)***	***-0.23%***
	TOTAL EXPENDITURE	***333,497***	***351,721***	***348,200***	***350,900***	***(821)***	***-0.23%***

The County of Grey
Rockwood Terrace
Nursing & Personal Care Summary (Operating)
2020 BUDGET
For the Twelve Months Ending
December 31, 2019

Account	Description	2018 ACTUAL	2019 BUDGET	2019 YE PROJECTION	2020 BUDGET	2020 BUDGET to 2019 BUDGET Variance $	2020 BUDGET to 2019 BUDGET Variance %
	REVENUE						
51100	Provincial Conditional Grant	($4,228,676)	($4,405,565)	($4,292,400)	($4,284,900)	$120,665	-2.74%
51115	Prov. High Needs & Lab Claim	(10,509)	(4,000)	(6,800)	(4,000)		0.00%
51118	Provincial Physician Grant	(14,527)	(14,528)	(15,000)	(15,000)	(472)	3.25%
51119	Provincial RPN Grant	(20,295)					0.00%
51127	Fall Prevention Equipment Grant	(7,497)		(10,000)	(10,000)	(10,000)	100.00%
51129	Global Level of Care Subsidy			(48,500)	(64,800)	(64,800)	100.00%
51189	High Cost Supplies and Services Per Diem	(23,635)	(23,725)	(23,700)	(23,800)	(75)	0.32%
	TOTAL REVENUE	***(4,305,139)***	***(4,447,818)***	***(4,396,400)***	***(4,402,500)***	***45,318***	***-1.02%***
	EXPENDITURE						
	Salaries and Wages						
61000	Salaries and Wages	4,018,354	4,106,945	3,764,000	4,189,400	82,455	2.01%
61003	Overtime Wages	122,941		112,900			0.00%
61009	Salary Recoveries	(4,342)		(3,100)			0.00%
	Total - Salaries & Wages	***4,136,953***	***4,106,945***	***3,873,800***	***4,189,400***	***82,455***	***2.01%***
	Employee Benefits						
61220	CPP	167,633	173,295	163,700	176,700	3,405	1.96%
61221	EI	77,581	80,175	72,700	80,700	525	0.65%
61222	WSIB Premiums	69,005	108,021	98,900	107,500	(521)	-0.48%
61223	OMERS	231,807	251,660	233,400	242,800	(8,860)	-3.52%
61224	EHT	78,752	80,113	76,400	81,700	1,587	1.98%
61225	Group Benefits	273,688	290,216	309,000	303,500	13,284	4.58%
	Total - Employee Benefits	***898,466***	***983,480***	***954,100***	***992,900***	***9,420***	***0.96%***
	Total Salaries and Benefits	***5,035,419***	***5,090,425***	***4,827,900***	***5,182,300***	***91,875***	***1.80%***
	Other Expenditures						
63042	Equip/Furniture Purchases	22,554	20,000	8,300	10,000	(10,000)	-50.00%
63044	Fall Prevention Equipment	10,011		10,700	10,000	10,000	100.00%
63072	Contingency		23,020			(23,020)	-100.00%
63073	Hi Intensity Needs-Claimable	5,645	4,000	5,300	4,000		0.00%
63300	Staff Training and Development	5,564	3,000	9,800	7,000	4,000	133.33%
63310	Travel & Meal Expenses	5,201	6,000	3,800	6,000		0.00%
63450	Maintenance of Equipment	26,464	25,000	30,700	25,000		0.00%
63500	Home Physician	12,045	13,140	13,100	13,200	60	0.46%
63502	Incontinent Supplies	51,830	52,925	47,800	52,000	(925)	-1.75%
63503	Medical Supplies	96,990	124,000	105,000	120,000	(4,000)	-3.23%
63507	Outside Services			1,400			0.00%
63518	Physician On Call	15,622	14,528	15,000	15,000	472	3.25%
63531	Other Expenditure Recovery	(10,870)	(4,558)	(19,200)	(8,000)	(3,442)	75.52%
64102	Professional & Consulting fees	483					0.00%
64120	Purchased Service	7,884		77,400			0.00%
	Total - Other Expenditures	***249,423***	***281,055***	***309,100***	***254,200***	***(26,855)***	***-9.56%***
	TOTAL EXPENDITURE	***5,284,842***	***5,371,480***	***5,137,000***	***5,436,500***	***65,020***	***1.21%***
	NET REQUIREMENT	***979,703***	***923,662***	***740,600***	***1,034,000***	***110,338***	***11.95%***

The County of Grey
Rockwood Terrace
Program & Support Services Summary (Operating)
2020 BUDGET
For the Twelve Months Ending
December 31, 2019

Account	Description	2018 ACTUAL	2019 BUDGET	2019 YE PROJECTION	2020 BUDGET	2020 BUDGET to 2019 BUDGET Variance $	2020 BUDGET to 2019 BUDGET Variance %
	REVENUE						
51100	Provincial Conditional Grant	($463,136)	($472,291)	($464,500)	($470,300)	$1,991	-0.42%
	TOTAL REVENUE	***(463,136)***	***(472,291)***	***(464,500)***	***(470,300)***	***1,991***	***-0.42%***
	EXPENDITURE						
	Salaries and Wages						
61000	Salaries and Wages	265,506	281,929	270,100	282,600	671	0.24%
61003	Overtime Wages	189		300			0.00%
	Total - Salaries & Wages	***265,695***	***281,929***	***270,400***	***282,600***	***671***	***0.24%***
	Employee Benefits						
61220	CPP	11,101	11,841	11,500	12,400	559	4.72%
61221	EI	5,278	5,693	5,300	5,700	7	0.12%
61222	WSIB Premiums	4,608	7,414	7,000	7,300	(114)	-1.54%
61223	OMERS	22,186	23,500	22,200	23,500		0.00%
61224	EHT	5,191	5,505	5,300	5,500	(5)	-0.09%
61225	Group Benefits	15,268	12,342	14,800	16,900	4,558	36.93%
	Total - Employee Benefits	***63,632***	***66,295***	***66,100***	***71,300***	***5,005***	***7.55%***
	Total Salaries and Benefits	***329,327***	***348,224***	***336,500***	***353,900***	***5,676***	***1.63%***
	Other Expenditures						
63300	Staff Training and Development	1,370	2,000	300	2,000		0.00%
63310	Travel & Meal Expenses	2,052	2,000	700	2,000		0.00%
63450	Maintenance of Equipment	260	250	500	500	250	100.00%
63504	Raw Food		2,000	900	2,000		0.00%
63505	Recreation Supplies	6,422	8,000	3,500	4,000	(4,000)	-50.00%
63507	Outside Services	8,318	3,400	11,800	10,000	6,600	194.12%
63531	Other Expenditure Recovery	(2,311)	(2,000)	(4,900)	(2,000)		0.00%
63759	Volunteer Services	312	500	1,000	500		0.00%
64110	Physiotherapy			37,200	83,100	83,100	100.00%
64120	Purchased Service	141,235	155,553	82,400	68,000	(87,553)	-56.28%
64325	Chaplaincy Services	8,727	11,040	10,900	11,000	(40)	-0.36%
	Total - Other Expenditures	***166,385***	***182,743***	***144,300***	***181,100***	***(1,643)***	***-0.90%***
	TOTAL EXPENDITURE	***495,712***	***530,967***	***480,800***	***535,000***	***4,033***	***0.76%***
	NET REQUIREMENT	***32,576***	***58,676***	***16,300***	***64,700***	***6,024***	***10.27%***

The County of Grey
Rockwood Terrace
Capital Summary
2020 BUDGET
For the Twelve Months Ending
December 31, 2019

Account	Description	2018 ACTUAL	2019 BUDGET	2019 YE PROJECTION	2020 BUDGET	2020 BUDGET to 2019 BUDGET Variance $	2020 BUDGET to 2019 BUDGET Variance %
	REVENUE						
49300	Sale of Assets	($500)		($700)			0.00%
49400	Transfer From Reserve	(60,008)	(736,150)	(5,600)	(756,200)	(20,050)	2.72%
	TOTAL REVENUE	***(60,508)***	***(736,150)***	***(6,300)***	***(756,200)***	***(20,050)***	***2.72%***
	EXPENDITURE						
	Other Expenditures						
63041	Computer Purchases	24,309	40,000	19,800	15,000	(25,000)	-62.50%
63042	Equip/Furniture Purchases	82,493	103,500	132,400	87,400	(16,100)	-15.56%
63403	Maintenance of Buildings	121,375	778,650	29,500	814,700	36,050	4.63%
69100	Transfer to Reserves	143,309	104,009	104,000	134,900	30,891	29.70%
	Total - Other Expenditures	***371,486***	***1,026,159***	***285,700***	***1,052,000***	***25,841***	***2.52%***
	TOTAL EXPENDITURE	***371,486***	***1,026,159***	***285,700***	***1,052,000***	***25,841***	***2.52%***
	NET REQUIREMENT	***310,978***	***290,009***	***279,400***	***295,800***	***5,791***	***2.00%***

Details on 2020 Capital Budget Summary

The County of Grey

Rockwood Terrace
2020 Capital Budget Summary

PROJECT	2020
Resident Lifts	16,300
Information Technology	15,000
High-Low Beds and Mattresses	25,000
Whirlpool Tubs	45,000
Medical Equipment	12,000
Kitchen Equipment	7,500
Dryer	8,600
Therapeutic (Relax) Chair	18,000
Electrical Systems	13,500
Window Replacement	20,000
From Reserve - Rockwood Terrace General Capital (BCA) Reserve	(20,000)
Plumbing Fixtures Replacement	10,000
From Reserve - Rockwood Terrace General Capital (BCA) Reserve	(10,000)
Vinyl Flooring Replacements	50,000
From Reserve - Rockwood Terrace General Capital (BCA) Reserve	(50,000)
Radiator Valve Replacement	60,000
From Reserve - Rockwood Terrace Reserve	(60,000)
Building Pumps Replacement	10,200
From Reserve - Rockwood Terrace Reserve	(10,200)
Key Pad Entry	25,250
From Reserve - Rockwood Terrace Reserve	(25,250)
Mechanical Systems	150,000
From Reserve - Rockwood Terrace Reserve	(150,000)
Makeup Air Units (Penthouse)	36,500
From Reserve - Rockwood Terrace Reserve	(36,500)
Sprinkler System - First Floor	115,000
From Reserve - Rockwood Terrace Reserve	(115,000)
Balcony Upgrades	33,000
From Reserve - Rockwood Terrace Reserve	(33,000)
Domestic Water Supply & Distribution	246,200
From Reserve - Rockwood Terrace Reserve	(246,200)
To Reserve - Rockwood Terrace General Capital (BCA) Reserve	134,900
Net Levy Requirements	**295,800**

COUNTY OF GREY
LONG TERM CARE REDEVELOPMENT
2020 BUDGET NET DEPARTMENT REQUIREMENT SUMMARY

OPERATING SUMMARY

	2018	2019		2020			Net Budget Change	
	Actual	Budgeted Levy	Year End Projection	Revenue	Budgeted Expenditure	Levy	2020 Budget vs 2019 Budget Variance $	Variance %
Long Term Care Redevelopment	$0	$0	$0	$0	$0	$0	$0	0.00%
Total Operating	**$0**	**$0**	**$0**	**$0**	**$0**	**$0**	**$0**	**0.00%**

CAPITAL SUMMARY

	2018	2019		2020			Net Budget Change	
	Actual	Budgeted Levy	Year End Projection	Revenue	Budgeted Expenditure	Levy	2020 Budget vs 2019 Budget Variance $	Variance %
Long Term Care Redevelopment	$1,361,010	$1,361,010	$1,361,000	$0	$1,361,000	$1,361,000	($10)	0.00%
Total Capital	**$1,361,010**	**$1,361,010**	**$1,361,000**	**$0**	**$1,361,000**	**$1,361,000**	**($10)**	**0.00%**

OPERATING AND CAPITAL COMBINED SUMMARY

	2018	2019		2020			Net Budget Change	
	Actual	Budgeted Levy	Year End Projection	Revenue	Budgeted Expenditure	Levy	2020 Budget vs 2019 Budget Variance $	Variance %
Operating	$0	$0	$0	$0	$0	$0	$0	0.00%
Capital	$1,361,010	$1,361,010	$1,361,000	$0	$1,361,000	$1,361,000	($10)	0.00%
Grand Total	**$1,361,010**	**$1,361,010**	**$1,361,000**	**$0**	**$1,361,000**	**$1,361,000**	**($10)**	**0.00%**

The County of Grey
Long Term Care Redevelopment
Operating Summary
2020 BUDGET
For the Twelve Months Ending
December 31, 2019

Account	Description	2018 ACTUAL	2019 BUDGET	2019 YE PROJECTION	2020 BUDGET	2020 BUDGET to 2019 BUDGET Variance $	2020 BUDGET to 2019 BUDGET Variance %
	REVENUE						
49400	Transfer From Reserve	($127)					0.00%
	TOTAL REVENUE	***(127)***					***0.00%***
	EXPENDITURE						
	Other Expenditures						
64100	Legal Fees	127					0.00%
	Total - Other Expenditures	***127***					***0.00%***
	TOTAL EXPENDITURE	***127***					***0.00%***

The County of Grey

Long Term Care Redevelopment

LTC Capital

2020 BUDGET

For the Twelve Months Ending

December 31, 2019

Account	Description	2018 ACTUAL	2019 BUDGET	2019 YE PROJECTION	2020 BUDGET	2020 BUDGET to 2019 BUDGET Variance $	2020 BUDGET to 2019 BUDGET Variance %
	REVENUE						
49400	Transfer From Reserve	($10,556)		($36,600)			0.00%
	TOTAL REVENUE	***(10,556)***		***(36,600)***			***0.00%***
	EXPENDITURE						
	Other Expenditures						
63911	Land			2,000			0.00%
64102	Professional & Consulting fees	10,556		34,600			0.00%
69100	Transfer to Reserves	1,361,010	1,361,010	1,361,000	1,361,000	(10)	0.00%
	Total - Other Expenditures	***1,371,566***	***1,361,010***	***1,397,600***	***1,361,000***	***(10)***	***0.00%***
	TOTAL EXPENDITURE	***1,371,566***	***1,361,010***	***1,397,600***	***1,361,000***	***(10)***	***0.00%***
	NET REQUIREMENT	***1,361,010***	***1,361,010***	***1,361,000***	***1,361,000***	***(10)***	***0.00%***

Transportation and Public Safety Budget DETAIL

Transportation and Public Safety Function Overview

The 2020 budgets for the Transportation and Public Safety function includes a net requirement (total of operating and capital) of $27,100,200 compared to $25,569,025 in 2019, an increase of $1,531,175.

Paramedic Services DETAILS

The 2020 Paramedic Services departmental budget(s) include a net departmental requirement (total of operating and capital) of $7,219,500 compared to $6,650,919 in 2019, an increase of $568,581.

Operating Budget

The 2020 operating budget reflects a $573,877 increase as compared to 2019.

The Ministry of Health and Long-Term Care previously provided a 50/50 conditional grant based upon the previous year's municipal approved budget adjusted for inflation. In 2019, $67,000 was received as compared to the 1.5% increase of $175,400 that had been included in the budget. This resulted in a loss in funding of $108,400 in 2019; the 2020 budget has been prepared estimating that $67,000 in additional funding will be received. If the 2019 and 2020 grant amounts matched historical increases, this would provide approximately $220,000 in additional provincial funding over the two years.

This Grant figure excludes provincial funding provided by the South West LHIN (SW LHIN) budgeted for the Community Paramedicine initiative.

Excluding the Community Paramedicine program and wages paid to Transportation Services staff performing repairs on Paramedic Services vehicles, salaries and benefits have increased $549,700 as compared with the 2019 budget. Salaries and Benefits represent 83.9% of the total operating budget expenditures. The salaries and benefits budget lines have been impacted by the following:

- Wage increase of 1.65% for unionized staff as per collective agreement that expires December 31, 2020, as well as 1.62% for non union staff.
- The increase in number of WSIB claims and the associated cost of these claims that is not funded by the self insured WSIB program. Approximately 32% of salary and benefit costs are not funded from WSIB self insured budget.

The 2020 budget for the Community Paramedic program has been developed on the basis that program funding will continue for the full year. Funding for this program to continue past March 31, 2020 is uncertain until the Southwest LHIN announces the 2020/2021 funding amounts. The current program consists of home visits, remote patient monitoring, community clinics and referrals and runs seven days a week;

any change in funding will impact service levels as this program is fully funded by the Province.

The *Supporting Ontario's First Responders Act, 2016* is a key component of a comprehensive strategy to deal with first responder PTSD. Grey County paramedics are included in the list of workers affected under this legislation. Included in the Act are strategies to prevent or mitigate PTSD. One requirement is for employer to develop and deliver workplace policies and prevention programs for paramedics and other first responders. The 2020 budget continues to build on a program that began in 2018 that invests in programs to prevent/reduce operational stress and PTSD as well as trains additional peer support members and provides an online peer support referral and resource program. This initiative, including training, staff time, software and clinical oversight has a cost of $70,700.

The budget page "Paramedic Services General" includes a $69,600 transfer from the Paramedic Services Reserve; this funds the purchase of uniform jackets that are on a five year replacement cycle.

The Public Access Defib Program (PAD) budget includes $9,300 to provide Automatic External Defibrillator (AED) supplies to public access program locations and a PAD loaner program as per report PSR-CW-01-20. There are currently 148 AED's in the community as part of the PAD program. The loaner program will allow the public to borrow an AED at no cost for short-term community and family events within Grey County.

A transfer from reserve of $38,600 on the "Station Summary" funds the acquisition of generators for the Durham and Hanover stations, replacement of garage door openers at Durham, reconfiguration of the coat/locker area at Meaford as well as station security cameras.

The 2020 budget includes a transfer to reserve of $592,100 ($553,400 to the equipment reserve to fund future capital purchases, $12,000 for the replacement of paramedic jackets that are purchased every five years and $15,200 for helmets and bags that have a 15-year lifespan, $2,600 for snow pants to be replaced on a 5 year cycle and $8,900 to replace the community paramedicine vehicle every 5 years).

The vehicle operations budget has decreased by $30,500 and includes a $7,000 increase to the fuel budgets based on 2019 costs and call volume and has been assisted by a decrease in the corporate allocation for insurance.

Capital Budget

The 2020 capital budget has a levy impact totalling $88,700 to fund the debenture for the Chatsworth station and a reserve contribution of $32,200 for future station capital repairs at the County owned stations in Owen Sound, Craigleith and Chatsworth as identified in the Building Condition Assessment.

Vehicle and equipment purchases are funded through the equipment reserve. Capital purchases for 2020 are as follows:

- 2 ambulances – Paramedic Services has a fleet of 15 ambulances with two or three replaced annually. Ambulances are on a six year replacement schedule and at time of replacement, typically have mileage exceeding 275,000 km.

Transportation Services DETAILS

The 2020 Transportation Services departmental budget(s) includes a net departmental requirement (total of operating and capital) of $19,880,700 compared to $18,918,106 in 2019, an increase of $962,594.

Ordinary Maintenance Budget

The 2020 Ordinary Maintenance budget reflects a $224,300 increase as compared to 2019.

Notable budget changes are:

- Pavement marking has increased by $70,000 in 2020 due to additional work being performed with the adding of white edge lines on Grey County roads and an increase in unit prices.
- Sign installation has increased by $60,000 to address some deficiencies in material used for signs created prior to 2013.
- Winter maintenance has increased by $70,300 for 2020. The proposed amount was based on an estimate from previous years with a 2% inflationary increase.
- Road top maintenance costs have decreased by $110,000, due to a decrease in shoulder granular sealing, crack filling, and washout repairs. Shoulder gravelling increased by $30,000 as there is a need for additional material at the south end of Grey County.

Construction, Resurfacing and Minor Capital Budget

The 2020 Construction, Resurfacing and Minor Capital budget reflects an increase of $825,394, as compared to 2019.

The 2020 planned work is based on the 2020-2029 Ten-Year Capital Forecast.

Overall the projects scheduled for 2020 construction remain the same as projects identified in the 2020-2029 capital forecast, with the following exceptions:

1. Grey Road 119 Stormwater Diversion
    - The Town of the Blue Mountains, in partnership with Grey County, will be completing this work in 2021 rather than 2020.
2. Grey Road 3 and Grey Road 16 Intersection Improvements in Keady.
    - The municipal drain in Keady is not yet finalized. Grey County completed an asphalt overlay in the area in 2019. This area will not require construction for the next few years.
3. Grey Road 16 Pulverize & Pave Rehabilitation: Grey Road 10 – 300m west of Grey Road 3
    - Maintenance treatments in 2019 have helped to prolong the service life of this section enabling the project to be deferred to a future year.
4. Grey Road 40 Overlay: Gore Crescent to Veterans Road North

- Budgetary constraints have deferred this project to a future year.

5. Grey Road 7 Pulverize & Pave Rehabilitation: Grey Road 40 - 4 Sideroad
    - The current condition is stable, minor repairs can continue until a full construction tender is needed.

As well, 6 additional capital projects have been included in the 2020 budget. These projects are as follows:

1. Grey Road 4 Lambton Street to Highway 6 in Durham
    - This is the final phase of work carried over from 2019.
2. Grey Road 9 Reconstruction: Artemesia Street - Highway 10
    - This is the final phase of work carried over from 2019.
3. Structure 109-353 Grey Road 109 Holstein
    - This is the final phase of work carried over from 2019.
4. Grey Road 9 Rehabilitation: Melancthon-Osprey Townline – Grey Road 124
    - This project was originally scheduled to be undertaken in 2022 but is deteriorating more quickly than anticipated.
5. Grey Road 15 Retaining Wall & Hydro Relocates: 28th St
    - This is the first phase of an upcoming road rehabilitation to be completed in partnership with Owen Sound.
6. Grey Road 19 Pulverize & Pave Rehabilitation: The Blue Mountains/Clearview Townline - Grey Road 21
    - This project was originally scheduled to be undertaken in 2022 but has been initiated forward by Simcoe County.
7. Structure 124-145: Singhampton Bridge
    - This project has been initiated by Simcoe County. Simcoe is currently reviewing details of cost/benefit vs a full replacement.

A 2020 Major Capital Construction map has been included with this budget package and this map identifies the 2020 proposed construction projects.

Supervision and Overhead Budget

The 2020 Supervision and Overhead budget reflects a decrease of $20,700, as compared to 2019.

Much of this decrease comes from reduced insurance rates.

Budgeted in 2020 is funding for the replacement of the Transportation Services work and asset management software. An expenditure of $184,600 has been planned for Year 1 of this project and is being funded from Reserves.

Facilities, Depots and Domes Budget

The 2020 Facilities, Depots and Domes operating and capital budgets reflect an increase of $8,100, as compared to 2019.

The capital portion of this budget will increase to a net requirement of $312,100 for 2020, up from $306,000 in 2019. The planned work is based on the 2020-2029 Ten-Year Capital Forecast. Overall, the projects scheduled for 2020 remain as identified in the forecast with the following changes:

- Replacement of the roof at the Clarksburg Sand/Salt dome shared with the Town of the Blue Mountains.
    - Carried forward from 2019
- Ayton Dome Entry Repair
    - Carried forward from 2019
- $500,000 from reserves be directed to the Patrol D purchase of land

The amount of funding required to maintain depots and domes is based on the 2017 Building Condition Assessments.

Equipment Budget

In 2020, the Transportation Services Department is planning to purchase $1,092,800 in new equipment. The current fleet consists of 31 vehicles and 40 pieces of equipment valued at over $11,000,000. The planned new equipment purchases are based on the 2020-2029 Ten-Year Capital Forecast, with two modifications.

- Defer the purchase of a Gradall. The higher than anticipated cost of a Gradall ($580,000 vs $400,000) has initiated the need to complete an internal cost benefit analysis comparing a Gradall verses Excavator purchase or leasing. This will be completed prior to the 2021-2030 Ten-Year Capital Forecast.
- The existing Grader replacement has also been postponed a year as it is in good condition.

The following are the 2020 budgeted purchases:

- Half-ton Trucks (3) - $109,000
- Tandem Trucks (2) - $634,500
- Payloader (1) - $260,000
- Bridge Crew Utility Vehicle (Used Ambulance) $13,300
- Sign Shop Printer (1) - $13,000
- Sign Shop Plotter (1) - $7,000
- Non-licensed Equipment - $56,000

These purchases will be funded from the Equipment Reserve and from the sale of equipment. To maintain an adequate balance in the Equipment Reserve, there will be $960,000 transferred into the reserve in 2020.

Asset Management Budget

The 2020 Asset Management departmental budget reflects a decrease of $74,500, as compared to 2019.

The Stormwater Sewer Inspection project will be in its final year of the two-year project. This inspection involves flushing, video inspection and a structural condition analysis. Subsequent inspections will be required every 5 years.

Quarry Budget

The Quarry budget remains at a net departmental operating requirement of $13,000.

COUNTY OF GREY
TRANSPORTATION AND PUBLIC SAFETY COMMITTEE
2020 BUDGET NET DEPARTMENT REQUIREMENT SUMMARY

OPERATING SUMMARY

	2018	2019		2020			Net Budget Change	
	Actual	Budgeted Levy	Year End Projection	Revenue	Budgeted Expenditure	Levy	2020 Budget vs 2019 Budget Variance $	Variance %
Transportation Services	$10,044,927	$10,255,100	$10,872,000	($639,600)	$11,025,800	$10,386,200	$131,100	1.28%
Paramedic Services	$6,885,493	$6,556,923	$7,230,000	($7,923,100)	$15,053,900	$7,130,800	$573,877	8.75%
Total Operating	**$16,930,420**	**$16,812,023**	**$18,102,000**	**($8,562,700)**	**$26,079,700**	**$17,517,000**	**$704,977**	**4.19%**

CAPITAL SUMMARY

	2018	2019		2020			Net Budget Change	
	Actual	Budgeted Levy	Year End Projection	Revenue	Budgeted Expenditure	Levy	2020 Budget vs 2019 Budget Variance $	Variance %
Transportation Services	$7,914,866	$8,663,006	$7,884,200	($11,227,200)	$20,721,700	$9,494,500	$831,494	9.60%
Paramedic Services	$78,593	$93,996	$94,000	($330,500)	$419,200	$88,700	($5,296)	-5.63%
Total Capital	**$7,993,459**	**$8,757,002**	**$7,978,200**	**($11,557,700)**	**$21,140,900**	**$9,583,200**	**$826,198**	**9.43%**

OPERATING AND CAPITAL COMBINED SUMMARY

	2018	2019		2020			Net Budget Change	
	Actual	Budgeted Levy	Year End Projection	Revenue	Budgeted Expenditure	Levy	2020 Budget vs 2019 Budget Variance $	Variance %
Transportation Services	$17,959,793	$18,918,106	$18,756,200	($11,866,800)	$31,747,500	$19,880,700	$962,594	5.09%
Paramedic Services	$6,964,086	$6,650,919	$7,324,000	($8,253,600)	$15,473,100	$7,219,500	$568,581	8.55%
Total - Operating & Capital Summary	**$24,923,879**	**$25,569,025**	**$26,080,200**	**($20,120,400)**	**$47,220,600**	**$27,100,200**	**$1,531,175**	**5.99%**

COUNTY OF GREY
PARAMEDIC SERVICES
2020 BUDGET NET DEPARTMENT REQUIREMENT SUMMARY

OPERATING SUMMARY

	2018	2019		2020			Net Budget Change	
	Actual	Budgeted Levy	Year End Projection	Revenue	Budgeted Expenditure	Levy	2020 Budget vs 2019 Budget Variance $	Variance %
General	($6,746,947)	($6,881,027)	($6,744,200)	($7,363,400)	$581,800	($6,781,600)	$99,427	-1.44%
Administration	$2,887,482	$2,894,200	$2,852,000	($154,100)	$3,127,000	$2,972,900	$78,700	2.72%
Public Access Defib Program	($357)	$0	$300	$0	$9,300	$9,300	$9,300	100.00%
Community Paramedicine	($2,394)	$0	$0	($364,000)	$364,000	$0	$0	0.00%
PTSD Peer Support	$30,915	$67,750	$54,500	($3,000)	$73,700	$70,700	$2,950	4.35%
Station Summary	$10,722,196	$10,516,500	$11,060,700	($38,600)	$10,988,400	$10,949,800	$433,300	4.12%
Vehicle Operations	$679,067	$666,200	$713,400	$0	$635,700	$635,700	($30,500)	-4.58%
Other Administration	($684,469)	($706,700)	($706,700)	$0	($726,000)	($726,000)	($19,300)	2.73%
Total Operating	**$6,885,493**	**$6,556,923**	**$7,230,000**	**($7,923,100)**	**$15,053,900**	**$7,130,800**	**$573,877**	**8.75%**

CAPITAL SUMMARY

	2018	2019		2020			Net Budget Change	
	Actual	Budgeted Levy	Year End Projection	Revenue	Budgeted Expenditure	Levy	2020 Budget vs 2019 Budget Variance $	Variance %
Capital	$78,593	$93,996	$94,000	($330,500)	$419,200	$88,700	($5,296)	-5.63%
Total Capital	**$78,593**	**$93,996**	**$94,000**	**($330,500)**	**$419,200**	**$88,700**	**($5,296)**	**-5.63%**

OPERATING AND CAPITAL COMBINED SUMMARY

	2018	2019		2020			Net Budget Change	
	Actual	Budgeted Levy	Year End Projection	Revenue	Budgeted Expenditure	Levy	2020 Budget vs 2019 Budget Variance $	Variance %
Operations	$6,885,493	$6,556,923	$7,230,000	($7,923,100)	$15,053,900	$7,130,800	$573,877	8.75%
Capital	$78,593	$93,996	$94,000	($330,500)	$419,200	$88,700	($5,296)	-5.63%
Total - Operating & Capital Summary	**$6,964,086**	**$6,650,919**	**$7,324,000**	**($8,253,600)**	**$15,473,100**	**$7,219,500**	**$568,581**	**8.55%**

The County of Grey
Paramedic Services General
2020 Budget
For the Twelve Months Ending
December 31, 2019

Account	Description	2018 ACTUAL	2019 BUDGET	2019 YEAR END PROJECTION	2020 BUDGET	2020 BUDGET to 2019 BUDGET Variance $	2020 BUDGET to 2019 BUDGET Variance %
	REVENUE						
49400	Transfer From Reserve		($69,900)	($69,900)	($69,600)	$300	-0.43%
51100	Provincial Conditional Grant	(7,159,820)	(7,335,227)	(7,226,800)	(7,293,800)	41,427	-0.56%
	TOTAL REVENUE	***(7,159,820)***	***(7,405,127)***	***(7,296,700)***	***(7,363,400)***	***41,727***	***-0.56%***
	EXPENDITURE						
	Other Expenditures						
63041	Computer Purchases	1,389	18,300	21,000	18,000	(300)	-1.64%
63042	Equip/Furniture Purchases	8,155	35,400	35,400	7,700	(27,700)	-78.25%
63070	Other Materials & Services	3,448	9,100	12,000	3,900	(5,200)	-57.14%
63300	Staff Training and Development	2,180	18,000	17,000	8,000	(10,000)	-55.56%
63310	Travel & Meal Expenses	214		400			0.00%
63318	Paramedic Meals	44,210	43,200	46,600	48,000	4,800	11.11%
63319	Paramedic Medcial Certificates	3,050	3,000	2,500	3,000		0.00%
63401	Cleaning Supplies	10,217	9,500	14,400	11,000	1,500	15.79%
63450	Maintenance of Equipment	21,330	15,000	25,000	22,000	7,000	46.67%
63455	Biomedical Engineering	3,099	3,000	5,700	3,000		0.00%
63503	Medical Supplies	92,061	85,000	87,000	90,000	5,000	5.88%
63512	Oxygen	9,465	15,000	11,000	11,000	(4,000)	-26.67%
63514	Medications	20,897	22,000	20,000	22,000		0.00%
63516	Patient Care Equipment	16,196	37,800	39,000	34,700	(3,100)	-8.20%
63525	Laundry	7,090	6,000	7,500	7,500	1,500	25.00%
63762	Uniforms	44,760	55,000	55,000	129,600	74,600	135.64%
64020	Computer Support/Maintenance	90,112	98,600	102,800	109,600	11,000	11.16%
67023	Interfunc. Laundry	23,000	23,000	23,000	23,000		0.00%
69100	Transfer to Reserves	12,000	27,200	27,200	29,800	2,600	9.56%
	Total - Other Expenditures	***412,873***	***524,100***	***552,500***	***581,800***	***57,700***	***11.01%***
	TOTAL EXPENDITURE	***412,873***	***524,100***	***552,500***	***581,800***	***57,700***	***11.01%***
	NET REQUIREMENT	***(6,746,947)***	***(6,881,027)***	***(6,744,200)***	***(6,781,600)***	***99,427***	***-1.44%***

The County of Grey
Paramedic Services Administration
2020 Budget
For the Twelve Months Ending
December 31, 2019

Account	Description	2018 ACTUAL	2019 BUDGET	2019 YEAR END PROJECTION	2020 BUDGET	2020 BUDGET to 2019 BUDGET Variance $	2020 BUDGET to 2019 BUDGET Variance %
	REVENUE						
49400	Transfer From Reserve				($74,100)	($74,100)	100.00%
49405	From Reserve - One Time Funding	(46,700)	(80,000)	(80,000)	(80,000)		0.00%
	TOTAL REVENUE	***(46,700)***	***(80,000)***	***(80,000)***	***(154,100)***	***(74,100)***	***92.63%***
	EXPENDITURE						
	Salaries and Wages						
61000	Salaries and Wages	1,101,985	1,071,100	1,019,300	1,185,900	114,800	10.72%
61003	Overtime Wages	14,893	20,200	9,800	19,600	(600)	-2.97%
	Total - Salaries & Wages	***1,116,878***	***1,091,300***	***1,029,100***	***1,205,500***	***114,200***	***10.46%***
	Employee Benefits						
61220	CPP	28,975	31,600	31,400	33,400	1,800	5.70%
61221	EI	11,884	12,900	11,900	13,000	100	0.78%
61222	WSIB Premiums	23,927	29,600	21,700	30,800	1,200	4.05%
61223	OMERS	101,996	119,200	108,100	124,100	4,900	4.11%
61224	EHT	19,871	21,400	20,100	22,800	1,400	6.54%
61225	Group Benefits	86,015	101,800	102,800	104,200	2,400	2.36%
61228	Boot Allowance	1,204	2,400	1,000	2,400		0.00%
61260	Service Awards	4,960	3,800	3,600	1,700	(2,100)	-55.26%
	Total - Employee Benefits	***278,832***	***322,700***	***300,600***	***332,400***	***9,700***	***3.01%***
	Total Salaries and Benefits	***1,395,710***	***1,414,000***	***1,329,700***	***1,537,900***	***123,900***	***8.76%***
	Other Expenditures						
63010	Association/Membership Fees	2,170	2,200	2,200	2,300	100	4.55%
63027	Global Positioning System	12,089	12,100	9,100	3,000	(9,100)	-75.21%
63030	Copying & Printing	3,283	4,000	4,000	4,000		0.00%
63042	Equip/Furniture Purchases	33					0.00%
63051	Telephone	908	600	600	600		0.00%
63052	Cellular	6,675	15,300	16,800	18,400	3,100	20.26%
63060	Office & Charting Supplies	2,135	2,100	2,600	2,100		0.00%
63063	Postage/Courier/Freight	1,573	2,000	1,400	1,600	(400)	-20.00%
63064	Subscriptions & Publications		300	300	300		0.00%
63070	Other Materials & Services	126	2,000	2,000	2,000		0.00%
63300	Staff Training and Development	22,282	12,200	5,500	15,600	3,400	27.87%
63304	Training Supplies	794	1,000	1,000	1,000		0.00%
63310	Travel & Meal Expenses	10,609	12,000	11,900	12,000		0.00%
63450	Maintenance of Equipment	1,432					0.00%
63754	Promotion & Public Relations	2,832	3,900	3,900	3,900		0.00%
64100	Legal Fees	77,272	100,000	150,000	100,000		0.00%
64102	Professional & Consulting fees	21,968		900			0.00%
65110	Insurance	94,386	89,200	89,000	65,200	(24,000)	-26.91%
67000	Interfunc. Admin Charges	662,206	697,600	697,600	716,900	19,300	2.77%
67013	Interfunc. Audit Fees	2,586	2,600	2,400	2,500	(100)	-3.85%
67014	Interfunc. IS Costs	65,548	55,200	55,200	75,400	20,200	36.59%
69100	Transfer to Reserves	547,565	545,900	545,900	562,300	16,400	3.00%
	Total - Other Expenditures	***1,538,472***	***1,560,200***	***1,602,300***	***1,589,100***	***28,900***	***1.85%***
	TOTAL EXPENDITURE	***2,934,182***	***2,974,200***	***2,932,000***	***3,127,000***	***152,800***	***5.14%***
	NET REQUIREMENT	***2,887,482***	***2,894,200***	***2,852,000***	***2,972,900***	***78,700***	***2.72%***

The County of Grey
Paramedic Services Public Access Defib Program
2020 Budget
For the Twelve Months Ending
December 31, 2019

Account	Description	2018 ACTUAL	2019 BUDGET	2019 YEAR END PROJECTION	2020 BUDGET	2020 BUDGET to 2019 BUDGET Variance $	2020 BUDGET to 2019 BUDGET Variance %
	EXPENDITURE						
	Other Expenditures						
63070	Other Materials & Services	$1,909	$1,000	$5,400	$1,000		0.00%
63304	Training Supplies	748	500	1,800	500		0.00%
63503	Medical Supplies	985			9,300	9,300	100.00%
63531	Other Expenditure Recovery	(3,999)	(1,500)	(6,900)	(1,500)		0.00%
	Total - Other Expenditures	***(357)***		***300***	***9,300***	***9,300***	***100.00%***
	TOTAL EXPENDITURE	***(357)***		***300***	***9,300***	***9,300***	***100.00%***
	NET REQUIREMENT	***(357)***		***300***	***9,300***	***9,300***	***100.00%***

The County of Grey
Paramedic Services Community Paramedicine
2020 Budget
For the Twelve Months Ending
December 31, 2019

Account	Description	2018 ACTUAL	2019 BUDGET	2019 YEAR END PROJECTION	2020 BUDGET	2020 BUDGET to 2019 BUDGET Variance $	2020 BUDGET to 2019 BUDGET Variance %
	REVENUE						
51100	Provincial Conditional Grant	($316,431)	($262,600)	($183,700)	($364,000)	($101,400)	38.61%
54060	Miscellaneous Receipts	(2,949)		(28,000)			0.00%
	TOTAL REVENUE	***(319,380)***	***(262,600)***	***(211,700)***	***(364,000)***	***(101,400)***	***38.61%***
	EXPENDITURE						
	Salaries and Wages						
61000	Salaries and Wages	178,702	165,700	157,800	237,600	71,900	43.39%
61003	Overtime Wages	7,124	7,300	10,700	7,500	200	2.74%
61009	Salary Recoveries			(56,800)			0.00%
	Total - Salaries & Wages	***185,826***	***173,000***	***111,700***	***245,100***	***72,100***	***41.68%***
	Employee Benefits						
61220	CPP	5,312	7,100	5,200	8,000	900	12.68%
61221	EI	2,131	2,900	2,000	2,900		0.00%
61222	WSIB Premiums	5,448	5,500	4,800	7,400	1,900	34.55%
61223	OMERS	18,876	14,800	17,700	25,500	10,700	72.30%
61224	EHT	3,649	3,400	3,300	4,800	1,400	41.18%
61225	Group Benefits	14,404	8,000	13,000	19,200	11,200	140.00%
61228	Boot Allowance		300	400	300		0.00%
	Total - Employee Benefits	***49,820***	***42,000***	***46,400***	***68,100***	***26,100***	***62.14%***
	Total Salaries and Benefits	***235,646***	***215,000***	***158,100***	***313,200***	***98,200***	***45.67%***
	Other Expenditures						
63042	Equip/Furniture Purchases	11,505					0.00%
63052	Cellular	773	700	400	1,300	600	85.71%
63060	Office & Charting Supplies		100	800	100		0.00%
63070	Other Materials & Services	99	200		200		0.00%
63300	Staff Training and Development			7,300			0.00%
63450	Maintenance of Equipment				2,000	2,000	100.00%
63455	Biomedical Engineering		1,600	1,600	1,600		0.00%
63503	Medical Supplies	5,672	8,500	7,000	8,500		0.00%
63514	Medications	554	1,000	1,000	1,000		0.00%
63600	Fuel	1,134	2,200	2,000	2,200		0.00%
63603	Vehicle Operations	1,134	1,000	1,000	1,000		0.00%
63708	Licenses and Fees	152	400	400	400		0.00%
64020	Computer Support/Maintenance	10,685	12,400	12,600	13,000	600	4.84%
65110	Insurance		1,500	1,500	1,500		0.00%
67000	Interfunc. Admin Charges	22,263	9,100	9,100	9,100		0.00%
67002	Interfunc. Equip Operations	5,560					0.00%
67021	Interfunc. Fuel	3,768					0.00%
67022	Interfunc. Vehicle Parts	241					0.00%
67027	Interfunc. Vehicle Charge	17,800	8,900	8,900	8,900		0.00%
	Total - Other Expenditures	***81,340***	***47,600***	***53,600***	***50,800***	***3,200***	***6.72%***
	TOTAL EXPENDITURE	***316,986***	***262,600***	***211,700***	***364,000***	***101,400***	***38.61%***
	NET REQUIREMENT	***(2,394)***					***0.00%***

The County of Grey
Paramedic Services PTSD Peer Support
2020 Budget
For the Twelve Months Ending
December 31, 2019

Account	Description	2018 ACTUAL	2019 BUDGET	2019 YEAR END PROJECTION	2020 BUDGET	2020 BUDGET to 2019 BUDGET Variance $	2020 BUDGET to 2019 BUDGET Variance %
	REVENUE						
49400	Transfer From Reserve	($5,000)					0.00%
51100	Provincial Conditional Grant	(24,241)					0.00%
54060	Miscellaneous Receipts	(10,855)			(3,000)	(3,000)	100.00%
	TOTAL REVENUE	***(40,096)***			***(3,000)***	***(3,000)***	***100.00%***
	EXPENDITURE						
	Salaries and Wages						
61000	Salaries and Wages	16,173	26,800	25,000	9,000	(17,800)	-66.42%
	Total - Salaries & Wages	***16,173***	***26,800***	***25,000***	***9,000***	***(17,800)***	***-66.42%***
	Employee Benefits						
61220	CPP		1,000	1,000	500	(500)	-50.00%
61221	EI		600	600	300	(300)	-50.00%
61222	WSIB Premiums	492	800	800	300	(500)	-62.50%
61223	OMERS	2,361	3,100	3,100	900	(2,200)	-70.97%
61224	EHT	315	500	500	200	(300)	-60.00%
61225	Group Benefits			600			0.00%
	Total - Employee Benefits	***3,168***	***6,000***	***6,600***	***2,200***	***(3,800)***	***-63.33%***
	Total Salaries and Benefits	***19,341***	***32,800***	***31,600***	***11,200***	***(21,600)***	***-65.85%***
	Other Expenditures						
63052	Cellular			800			0.00%
63070	Other Materials & Services	5,088					0.00%
63300	Staff Training and Development	18,188	1,500		16,000	14,500	966.67%
63310	Travel & Meal Expenses	1,718	1,500	300	1,500		0.00%
63317	Employee Wellness/PTSD	916					0.00%
64020	Computer Support/Maintenance				12,000	12,000	100.00%
64102	Professional & Consulting fees	25,760	31,950	21,800	33,000	1,050	3.29%
	Total - Other Expenditures	***51,670***	***34,950***	***22,900***	***62,500***	***27,550***	***78.83%***
	TOTAL EXPENDITURE	***71,011***	***67,750***	***54,500***	***73,700***	***5,950***	***8.78%***
	NET REQUIREMENT	***30,915***	***67,750***	***54,500***	***70,700***	***2,950***	***4.35%***

The County of Grey
Paramedic Services - Stations Summary
2020 Budget
For the Twelve Months Ending
December 31, 2019

Account	Description	2018 ACTUAL	2019 BUDGET	2019 YEAR END PROJECTION	2020 BUDGET	2020 BUDGET to 2019 BUDGET Variance $	2020 BUDGET to 2019 BUDGET Variance %
	REVENUE						
49300	Sale of Assets	($66)					0.00%
49400	Transfer From Reserve		(5,900)	(5,900)	(38,600)	(32,700)	554.24%
	TOTAL REVENUE	***(66)***	***(5,900)***	***(5,900)***	***(38,600)***	***(32,700)***	***554.24%***
	EXPENDITURE						
	Salaries and Wages						
61000	Salaries and Wages	8,176,127	7,838,000	8,378,200	8,209,100	371,100	4.73%
61003	Overtime Wages	219,169	224,200	256,800	242,900	18,700	8.34%
61009	Salary Recoveries	(57,577)	(15,000)	(28,800)	(23,000)	(8,000)	53.33%
	Total - Salaries & Wages	***8,337,719***	***8,047,200***	***8,606,200***	***8,429,000***	***381,800***	***4.74%***
	Employee Benefits						
61220	CPP	263,337	266,000	279,300	271,200	5,200	1.95%
61221	EI	114,234	112,200	112,400	112,600	400	0.36%
61222	WSIB Premiums	252,561	250,800	259,300	257,200	6,400	2.55%
61223	OMERS	798,006	803,500	781,400	819,600	16,100	2.00%
61224	EHT	165,026	157,900	171,800	168,500	10,600	6.71%
61225	Group Benefits	511,340	579,400	575,700	606,300	26,900	4.64%
61228	Boot Allowance	7,002	14,300	10,400	14,300		0.00%
	Total - Employee Benefits	***2,111,506***	***2,184,100***	***2,190,300***	***2,249,700***	***65,600***	***3.00%***
	Total Salaries and Benefits	***10,449,225***	***10,231,300***	***10,796,500***	***10,678,700***	***447,400***	***4.37%***
	Other Expenditures						
63042	Equip/Furniture Purchases	6,899	12,100	15,100	6,800	(5,300)	-43.80%
63051	Telephone	18,799	23,800	17,700	18,100	(5,700)	-23.95%
63070	Other Materials & Services	5		200			0.00%
63403	Maintenance of Buildings	48,652	45,000	33,100	72,100	27,100	60.22%
63440	Heat	19,730	19,100	17,100	18,400	(700)	-3.66%
63441	Hydro/Water	33,818	42,800	34,000	36,300	(6,500)	-15.19%
63442	Water/Sewage & Fire Protect.	12,299	11,400	11,600	13,100	1,700	14.91%
63485	Maintenance of Grounds	2,671	2,700	1,300	2,300	(400)	-14.81%
64419	Waste Removal	1,798	1,800	2,100	2,100	300	16.67%
64486	Snow Removal	11,060	14,200	19,700	21,000	6,800	47.89%
65300	Rent	117,306	118,200	118,200	119,500	1,300	1.10%
	Total - Other Expenditures	***273,037***	***291,100***	***270,100***	***309,700***	***18,600***	***6.39%***
	TOTAL EXPENDITURE	***10,722,262***	***10,522,400***	***11,066,600***	***10,988,400***	***466,000***	***4.43%***
	NET REQUIREMENT	***10,722,196***	***10,516,500***	***11,060,700***	***10,949,800***	***433,300***	***4.12%***

The County of Grey
Paramedic Services - Vehicle Operations
2020 Budget
For the Twelve Months Ending
December 31, 2019

Account	Description	2018 ACTUAL	2019 BUDGET	2019 YEAR END PROJECTION	2020 BUDGET	2020 BUDGET to 2019 BUDGET Variance $	2020 BUDGET to 2019 BUDGET Variance %
	EXPENDITURE						
	Salaries and Wages						
61000	Salaries and Wages	$61,656	$63,200	$64,000	$67,000	$3,800	6.01%
61003	Overtime Wages	581	800	600	1,000	200	25.00%
	Total - Salaries & Wages	***62,237***	***64,000***	***64,600***	***68,000***	***4,000***	***6.25%***
	Employee Benefits						
61220	CPP	2,161	2,400	2,700	2,700	300	12.50%
61221	EI	864	800	1,000	1,100	300	37.50%
61222	WSIB Premiums	827	900	900	1,100	200	22.22%
61223	OMERS	6,076	5,800	6,400	6,500	700	12.07%
61224	EHT	1,212	1,300	1,300	1,500	200	15.38%
61225	Group Benefits	6,959	6,500	7,600	7,800	1,300	20.00%
61228	Boot Allowance	211		200			0.00%
	Total - Employee Benefits	***18,310***	***17,700***	***20,100***	***20,700***	***3,000***	***16.95%***
	Total Salaries and Benefits	***80,547***	***81,700***	***84,700***	***88,700***	***7,000***	***8.57%***
	Other Expenditures						
63063	Postage/Courier/Freight	40		100			0.00%
63600	Fuel	156,640	153,000	137,000	140,000	(13,000)	-8.50%
63603	Vehicle Operations	57,697	70,000	110,000	70,000		0.00%
63610	Tires	22,230	15,000	21,200	17,000	2,000	13.33%
63708	Licenses and Fees	6,264	6,000	7,200	7,200	1,200	20.00%
65110	Insurance	181,566	171,500	169,700	123,800	(47,700)	-27.81%
67002	Interfunc. Equip Operations	68,294	70,000	68,000	70,000		0.00%
67021	Interfunc. Fuel	97,837	90,000	107,000	110,000	20,000	22.22%
67022	Interfunc. Vehicle Parts	7,952	9,000	8,500	9,000		0.00%
	Total - Other Expenditures	***598,520***	***584,500***	***628,700***	***547,000***	***(37,500)***	***-6.42%***
	TOTAL EXPENDITURE	***679,067***	***666,200***	***713,400***	***635,700***	***(30,500)***	***-4.58%***
	NET REQUIREMENT	***679,067***	***666,200***	***713,400***	***635,700***	***(30,500)***	***-4.58%***

The County of Grey
Paramedic Services - Other Administration
2020 Budget
For the Twelve Months Ending
December 31, 2019

Account	Description	2018 ACTUAL	2019 BUDGET	2019 YEAR END PROJECTION	2020 BUDGET	2020 BUDGET to 2019 BUDGET Variance $	2020 BUDGET to 2019 BUDGET Variance %
	EXPENDITURE						
	Other Expenditures						
67000	Interfunc. Admin Charges	($684,469)	($706,700)	($706,700)	($726,000)	($19,300)	2.73%
	Total - Other Expenditures	***(684,469)***	***(706,700)***	***(706,700)***	***(726,000)***	***(19,300)***	***2.73%***
	TOTAL EXPENDITURE	***(684,469)***	***(706,700)***	***(706,700)***	***(726,000)***	***(19,300)***	***2.73%***
	NET REQUIREMENT	***(684,469)***	***(706,700)***	***(706,700)***	***(726,000)***	***(19,300)***	***2.73%***

The County of Grey
Paramedic Services - Capital
2020 Budget
For the Twelve Months Ending
December 31, 2019

Account	Description	2018 ACTUAL	2019 BUDGET	2019 YEAR END PROJECTION	2020 BUDGET	2020 BUDGET to 2019 BUDGET Variance $	2020 BUDGET to 2019 BUDGET Variance %
	REVENUE						
49300	Sale of Assets	($4,500)	($20,500)	($34,800)	($20,000)	$500	-2.44%
49400	Transfer From Reserve	(297,814)	(623,900)	(596,900)	(310,500)	313,400	-50.23%
50000	Serial Debentures	(754,554)					0.00%
	TOTAL REVENUE	***(1,056,868)***	***(644,400)***	***(631,700)***	***(330,500)***	***313,900***	***-48.71%***
	EXPENDITURE						
	Other Expenditures						
62210	Debenture-Interest Payments	18,708	21,226	19,600	18,300	(2,926)	-13.78%
63047	Vehicle Purchases	380,922	759,000	750,000	330,500	(428,500)	-56.46%
63049	Equipment Purchases		43,400	56,600		(43,400)	-100.00%
63092	Insurance Recovery		(158,000)	(169,400)		158,000	-100.00%
63531	Other Expenditure Recovery	(63,800)					0.00%
64102	Professional & Consulting fees	44,015					0.00%
64429	Site Maintenance	2,992					0.00%
64500	Buildings/Renovations	770,539					0.00%
67000	Interfunc. Admin Charges	(60,000)					0.00%
67027	Interfunc. Vehicle Charge	(17,800)	(8,900)	(8,900)	(8,900)		0.00%
68210	Debenture/Debt Principal Pmts.	37,385	49,770	45,900	47,100	(2,670)	-5.36%
69100	Transfer to Reserves	22,500	31,900	31,900	32,200	300	0.94%
	Total - Other Expenditures	***1,135,461***	***738,396***	***725,700***	***419,200***	***(319,196)***	***-43.23%***
	TOTAL EXPENDITURE	***1,135,461***	***738,396***	***725,700***	***419,200***	***(319,196)***	***-43.23%***
	NET REQUIREMENT	***78,593***	***93,996***	***94,000***	***88,700***	***(5,296)***	***-5.63%***

COUNTY OF GREY
TRANSPORTATION SERVICES
2020 BUDGET NET DEPARTMENT REQUIREMENT SUMMARY

OPERATING SUMMARY

	2018	2019		2020			Net Budget Change	
	Actual	Budgeted	Year End		Budgeted		2020 Budget vs 2019 Budget	
		Levy	Projection	Revenue	Expenditure	Levy	Variance $	Variance %
Ordinary Maintenance	$7,692,351	$7,862,700	$8,471,200	($275,000)	$8,362,000	$8,087,000	$224,300	2.85%
Construction, Resurfacing and Minor Capital	$0	$0	$0	$0	$0	$0	$0	0.00%
Supervision and Overhead	$1,855,104	$1,820,400	$1,903,800	($184,600)	$1,984,300	$1,799,700	($20,700)	-1.14%
Facilities, Depots and Domes	$316,487	$321,000	$309,200	$0	$323,000	$323,000	$2,000	0.62%
Equipment Operations	$20,431	$0	$0	$0	$0	$0	$0	0.00%
Asset Management, Studies and Engineering	$151,664	$238,000	$178,900	($180,000)	$343,500	$163,500	($74,500)	-31.30%
Quarry	$8,890	$13,000	$8,900	$0	$13,000	$13,000	$0	0.00%
Total Operating	**$10,044,927**	**$10,255,100**	**$10,872,000**	**($639,600)**	**$11,025,800**	**$10,386,200**	**$131,100**	**1.28%**

CAPITAL SUMMARY

	2018	2019		2020			Net Budget Change	
	Actual	Budgeted	Year End		Budgeted		2020 Budget vs 2019 Budget	
		Levy	Projection	Revenue	Expenditure	Levy	Variance $	Variance %
Ordinary Maintenance	$0	$0	$0	$0	$0	$0	$0	0.00%
Construction, Resurfacing and Minor Capital	$7,614,866	$8,357,006	$7,578,200	($8,679,200)	$17,861,600	$9,182,400	$825,394	9.88%
Supervision and Overhead	$0	$0	$0	$0	$0	$0	$0	0.00%
Facilities, Depots and Domes	$300,000	$306,000	$306,000	($1,450,000)	$1,762,100	$312,100	$6,100	1.99%
Equipment Operations	$0	$0	$0	($1,098,000)	$1,098,000	$0	$0	0.00%
Asset Management, Studies and Engineering	$0	$0	$0	$0	$0	$0	$0	0.00%
Quarry	$0	$0	$0	$0	$0	$0	$0	0.00%
Total Capital	**$7,914,866**	**$8,663,006**	**$7,884,200**	**($11,227,200)**	**$20,721,700**	**$9,494,500**	**$831,494**	**9.60%**

COUNTY OF GREY
TRANSPORTATION SERVICES
2020 BUDGET NET DEPARTMENT REQUIREMENT SUMMARY

OPERATING AND CAPITAL COMBINED SUMMARY

	2018	2019		2020			Net Budget Change	
	Actual	Budgeted Levy	Year End Projection	Revenue	Budgeted Expenditure	Levy	2020 Budget vs 2019 Budget Variance $	Variance %
Ordinary Maintenance	$7,692,351	$7,862,700	$8,471,200	($275,000)	$8,362,000	$8,087,000	$224,300	2.85%
Construction, Resurfacing and Minor Capital	$7,614,866	$8,357,006	$7,578,200	($8,679,200)	$17,861,600	$9,182,400	$825,394	9.88%
Supervision and Overhead	$1,855,104	$1,820,400	$1,903,800	($184,600)	$1,984,300	$1,799,700	($20,700)	-1.14%
Facilities, Depots and Domes	$616,487	$627,000	$615,200	($1,450,000)	$2,085,100	$635,100	$8,100	1.29%
Equipment Operations	$20,431	$0	$0	($1,098,000)	$1,098,000	$0	$0	0.00%
Asset Management, Studies and Engineering	$151,664	$238,000	$178,900	($180,000)	$343,500	$163,500	($74,500)	-31.30%
Quarry	$8,890	$13,000	$8,900	$0	$13,000	$13,000	$0	0.00%
Total - Operating & Capital Summary	**$17,959,793**	**$18,918,106**	**$18,756,200**	**($11,866,800)**	**$31,747,500**	**$19,880,700**	**$962,594**	**5.09%**

The County of Grey

Ordinary Maintenance

2020 Budget

Description	2018 ACTUAL	2019 BUDGET	2019 YE PROJECTION	2020 BUDGET	2020 BUDGET to 2019 BUDGET Variance $	2020 BUDGET to 2019 BUDGET Variance %
Road Top Maintenance						
Pothole Patching	138,323	110,000	154,400	135,000	25,000	22.73%
Granular Seal	99,719	100,000	103,000	-	(100,000)	-100.00%
Crackfilling	76,256	125,000	126,800	100,000	(25,000)	-20.00%
Pavement Edge Repair	32,572	70,000	68,000	70,000	-	0.00%
Shoulder Gravelling	140,249	200,000	175,700	230,000	30,000	15.00%
Shoulder Grading	78,626	95,000	98,900	95,000	-	0.00%
Washout Repairs	31,685	70,000	51,200	60,000	(10,000)	-14.29%
Total	**597,429**	**770,000**	**778,000**	**690,000**	(80,000)	**-10.39%**
Right of Way Maintenance						
Summer Drainage	-	-	6,700	5,000	5,000	100.00%
Mowing	45,717	75,000	75,800	75,000	-	0.00%
Tree Planting	-	5,000	-	5,000	-	0.00%
Litter Pickup	20,110	25,000	23,000	25,000	-	0.00%
Street Sweeping (Non-Intersection)	69,607	80,000	104,700	100,000	20,000	25.00%
Street Sweeping (Intersection)	23,166	20,000	24,400	20,000	-	0.00%
Berm Removal at Guide Rails	-	35,000	4,300	10,000	(25,000)	-71.43%
Brushing	319,226	360,000	410,000	360,000	-	0.00%
Transfer from General Trans. Reserve	(75,000)	(75,000)	(75,000)	-	75,000	-100.00%
Ditching	219,589	225,000	174,800	225,000	-	0.00%
Bridge Washing	60,846	70,000	81,600	70,000	-	0.00%
Culvert Maintenance and Cleaning	29,825	45,000	53,500	45,000	-	0.00%
Culvert Placement	25,158	30,000	63,300	30,000	-	0.00%
Catch Basin Cleaning	28,282	40,000	44,600	34,000	(6,000)	-15.00%
Miscellaneous Maintenance	4,999	5,000	18,900	5,000	-	0.00%
Beaver Removal	10,874	8,000	9,200	8,000	-	0.00%
Catch Basin Repair	3,047	5,000	2,900	5,000	-	0.00%
Weed Control and Spraying	60,983	65,000	39,600	65,000	-	0.00%
Accident Cleanup and Response	18,588	10,000	25,000	20,000	10,000	100.00%
Dead Animal Disposal	14,323	15,000	14,100	15,000	-	0.00%
Total	**879,341**	**1,043,000**	**1,101,400**	**1,122,000**	79,000	**7.57%**
Maintenance Minor Capital						
Culverts under 3m	303,682	300,000	201,700	300,000	-	0.00%
3-cable Guide Rail Replacement	-	100,000	37,800	75,000	(25,000)	-25.00%
Transfer From Trans. General Reserve	(50,000)	(25,000)	-	-	25,000	-100.00%
Total	**253,682**	**375,000**	**239,500**	**375,000**	-	**0.00%**

The County of Grey

Ordinary Maintenance

2020 Budget

Description	2018 ACTUAL	2019 BUDGET	2019 YE PROJECTION	2020 BUDGET	2020 BUDGET to 2019 BUDGET Variance $	2020 BUDGET to 2019 BUDGET Variance %
Traffic Safety Device Maintenance						
Pavement Marking	329,720	375,000	424,700	445,000	70,000	18.67%
Pavement Marking Revenue	-	-	-	-	-	0.00%
Sign Shop Manufacture	114,787	75,000	100,600	100,000	25,000	33.33%
Tourism Signage Program	(8,700)	(10,000)	(9,800)	(10,000)	-	0.00%
Less Sign Shop Revenue	(66,845)	(45,000)	(82,700)	(45,000)	-	0.00%
Sign Installation and Maintenance	159,956	100,000	248,000	160,000	60,000	60.00%
Guide Post Repair	59,388	65,000	72,400	65,000	-	0.00%
Maintenance of Traffic Signals	37,993	100,000	79,100	100,000	-	0.00%
Maintenance RW Electrical	56,627	10,000	23,600	20,000	10,000	100.00%
Hydro for Roadside Assets	17,586	20,000	18,200	20,000	-	0.00%
Total	**700,512**	**690,000**	**874,100**	**855,000**	165,000	**23.91%**
Summer Supervision - Area Foreman	350,231	340,000	422,000	355,000	15,000	4.41%
Winter Control Maintenance						
Winter Maintenance	5,138,798	4,829,700	5,300,000	4,900,000	70,300	1.46%
Less Winter Maintenance Revenue	(73,836)	(70,000)	(70,000)	(70,000)	-	0.00%
Total	**5,064,962**	**4,759,700**	**5,230,000**	**4,830,000**	70,300	**1.48%**
Other						
Misc Revenue	(164,671)	(125,000)	(183,800)	(150,000)	(25,000)	20.00%
Transfer to Haul Route Reserve	10,864	10,000	10,000	10,000	-	0.00%
Total	**(153,807)**	**(115,000)**	**(173,800)**	**(140,000)**	(25,000)	**21.74%**
Net Requirement	**7,692,351**	**7,862,700**	**8,471,200**	**8,087,000**	**224,300**	**2.85%**

The County of Grey

Construction, Resurfacing and Minor Capital

2020 Budget

Description	2018 ACTUAL	2019 BUDGET	2019 YE PROJECTION	2020 BUDGET	2020 BUDGET to 2019 BUDGET Variance $	2020 BUDGET to 2019 BUDGET Variance %
Minor Capital						
Minor Capital	565,991	700,000	643,000	714,000	14,000	2.00%
Sub-Total - Minor Capital	**565,991**	**700,000**	**643,000**	**714,000**	**14,000**	**2.00%**
Major Bridge and Culvert Repairs						
Bridge Maintenance	440,319	459,000	397,000	468,200	9,200	2.00%
Catch Basin Repair	65,025	51,000	34,700	52,000	1,000	1.96%
Bridge Capital - 5 Year Bridge Designs	71,785	100,000	27,600	60,000	(40,000)	-40.00%
Structure Detailed Investigations	-	50,000	46,800	30,000	(20,000)	-40.00%
Transfer From Reserve - Transportation General	-	(25,000)	-	-	25,000	-100.00%
Sub-Total - Major Bridge and Culvert Repairs	**577,128**	**635,000**	**506,100**	**610,200**	**(24,800)**	**-3.91%**
Construction and Resurfacing						
Project Expenditures (see Detail page)	13,454,088	14,677,423	11,800,500	15,364,400	686,977	4.68%
Inspection and Quality Assurance	387,677	377,000	419,200	384,500	7,500	1.99%
Transfer to Reserve	933,325	-	721,500	-		
Transfer From Reserve - Development Charges	(2,529,508)	(2,502,407)	(2,125,100)	(112,100)	2,390,307	-95.52%
Transfer From Reserve - Transportation General	(1,687,363)	(500,000)	(500,000)	(400,000)	100,000	-20.00%
Transfer From Reserve - Durham Road	(45,162)	-	-	-	-	0.00%
Transfer From Reserve - Federal Gas Tax Funding	(3,456,080)	(4,046,448)	(3,282,200)	(4,832,500)	(786,052)	19.43%
Other Municipalities	-	(137,000)	-	(1,734,700)	(1,597,700)	1166.20%
Provincial Grant - OMCC Program	(234,440)	-	-	(190,000)	(190,000)	0.00%
Provincial Grant - OCIF Grant	(812,809)	(1,249,562)	(1,249,600)	(1,279,900)	(30,338)	2.43%
Provincial Grant - CWWF Grant	(9,462)	-	-	-	-	0.00%
Sub-Total - Construction and Resurfacing	**6,000,266**	**6,619,006**	**5,784,300**	**7,199,700**	**580,694**	**8.77%**
In-House Engineering Costs for Capital Projects	400,460	323,000	319,300	345,000	22,000	6.81%
External Engineering Costs	-	-	175,700	185,000	185,000	0.00%
Land Acquisitions	37,667	100,000	30,900	102,000	2,000	2.00%
Transfer from Transportation General Reserves	-	(100,000)	(30,900)	-	100,000	-100.00%
Transfer to Reserve - Land Acquisition Reserve	-	-	69,100	-	-	0.00%
Transfer from Reserve - Land Acquisition Reserve		-	-	(50,000)	(50,000)	100.00%
Provincial Grant - Ont. Mun. Commuter Cycling (OMCC)	-	-	-	-	-	0.00%
Traffic Signal Engineering	7,325	5,000	20,700	20,000	15,000	300.00%
Solar Flashing Red Lights at Stop Signs	2,924	-	-	-	-	0.00%
Traffic Signal Upgrades	23,104	125,000	-	136,500	11,500	9.20%
Transfer From Reserve - Traffic Light Maintenance	-	(50,000)	-	(80,000)	(30,000)	60.00%
Transfer to Reserve	-	-	60,000	-	-	0.00%
Total Expenditures	**16,389,690**	**16,967,423**	**14,766,000**	**17,861,600**	**894,177**	**5.27%**
Transfer From Reserve - Development Charges	**(2,529,508)**	**(2,502,407)**	**(2,125,100)**	**(112,100)**	**2,390,307**	
Transfer From Reserve - Transportation General	**(1,687,363)**	**(625,000)**	**(530,900)**	**(400,000)**	**225,000**	
Transfer From Reserve - Capital Infrastructure	**-**	**-**	**-**	**-**	**-**	
Transfer From Reserve - Federal Gas Tax Funding	**(3,456,080)**	**(4,046,448)**	**(3,282,200)**	**(4,832,500)**	**(786,052)**	
Transfer From Reserve - Durham Road	**(45,162)**	**-**	**-**	**-**	**-**	
Transfer From Reserve - Traffic Light Maintenance	**-**	**(50,000)**	**-**	**(80,000)**	**(30,000)**	
Transfer From Reserve - Land Acquisition Reserve	**-**	**-**	**-**	**(50,000)**		
Additional Funding Sources	**-**	**-**	**-**	**-**	**-**	
Federal Grant	**-**	**-**	**-**	**-**	**-**	
Provincial Conditional Grant - OCIF	**(812,809)**	**(1,249,562)**	**(1,249,600)**	**(1,279,900)**	**(30,338)**	
Provincial Conditional Grant - CWWF	**(9,462)**	**-**	**-**	**-**	**-**	
Provincial Conditional Grant - OMCC	**(234,440)**	**-**	**-**	**(190,000)**	**(190,000)**	
Other Municipalities	**-**	**(137,000)**	**-**	**(1,734,700)**	**(1,597,700)**	
Net Requirement	**7,614,866**	**8,357,006**	**7,578,200**	**9,182,400**	**825,394**	**9.88%**

Capital Project summary on following page

The County of Grey

Construction and Resurfacing

2020 Budget

Description	2020 BUDGET
Grey Road 2 Microsurfacing: Dufferin County Line to Grey Road 4 (2003-2009)	306,000
Grey Road 2 Pulverize and Pave - 18th Sideroad to 24th Sideroad (2045-2048)	1,506,700
Grey Road 4 - Lambton St to Highway 6 in Durham (4036-4042)	200,000
Transfer From Reserve - Transportation General	(200,000)
Grey Road 9 Pulverize and Pave Rehabilitation: Grey Road 109 to Grey Road 23 (9030)	3,047,000
Transfer From Reserve - Federal Gas Tax Funding	(1,257,500)
Provincial Grant - OCIF Grant	(1,279,900)
Grey Road 9 Rehabilitation: Melancthon-Osprey Townline - Grey Road 124 (9060-9069)	3,416,900
Partner - Dufferin	(617,100)
Transfer From Reserve - Federal Gas Tax Funding	(2,500,000)
Grey Road 9 Reconstruction: Artemesia Street - Highway 10 (9054-9057)	400,000
Transfer From Reserve - Federal Gas Tax Funding	(400,000)
Grey Road 11 Pulverize & Pave Rehabilitation: 1.2km South of Highway 26 - Highway 26 (11009-11012)	425,000
Grey Road 15 Pulverize & Pave Rehabilitation: Tom Thomson Lane - 4.1km North of Highway 26, South Limit Annan (15060-15067)	1,250,000
Provincial Grant - OMCC Grant	(190,000)
Grey Road 15 Retaining Wall & Hydro Moves: 28th St (15033)	350,000
Transfer From Reserve - Development Charges	(112,100)
Grey Road 19 Pulverize & Pave Rehabilitation: The Blue Mountains/Clearview Townline - Grey Road 21 (19024-19027)	1,235,200
Partner - Simcoe	(617,600)
Grey Road 29 Pulverize and Pave Rehabilitation: Grey Road 40 to Holland Sydenham Townline (29003-29015)	1,400,100
Transfer From Reserve - Federal Gas Tax Funding	(675,000)
Structure 009-900 Grey Road 9 Lot 13, Conc XIII/XIV, Normanby	500,000
Structure 900-272: Orchardville Bridge Removal	127,500
Structure 124-145: Singhampton Bridge	1,000,000
Partner - Simcoe	(500,000)
Structure 109-353 Grey Road 109 Holstein	200,000
Transfer From Reserve - Transportation General	(200,000)
Total Expenditures	**15,364,400**
Transfer From Reserve - Development Charges	**(112,100)**
Transfer From Reserve - Transportation General	**(400,000)**
Partner - Dufferin	**(617,100)**
Partner - Simcoe	**(1,117,600)**
Transfer From Reserve - Federal Gas Tax Funding	**(4,832,500)**
Provincial Grant - OCIF Grant	**(1,279,900)**
Provincial Grant - OMCC Grant	**(190,000)**
Net Requirement	**6,815,200**

The County of Grey

Supervision and Overhead

2020 Budget

Description	2018 ACTUAL	2019 BUDGET	2019 YE PROJECTION	2020 BUDGET	2020 BUDGET to 2019 BUDGET Variance $	2020 BUDGET to 2019 BUDGET Variance %
Engineering Supervision	619,753	645,800	620,300	657,300	11,500	1.78%
Conference Expenses	8,097	6,000	9,600	7,000	1,000	16.67%
Travel Expenses - interdepot	10,239	10,000	1,900	5,000	(5,000)	-50.00%
Office Expenses	30,602	15,500	27,200	17,900	2,400	15.48%
Telephones and Dispatch Service	89,375	91,100	98,000	94,700	3,600	3.95%
Computer Support and Maintenance	133,907	147,600	149,500	166,200	18,600	12.60%
Transfer From Reserves - one time upgrades -Winfuel & Inform	(58,922)	-	-	-	-	0.00%
Work Management Software Acquisition and Implementation	-	200,000	-	184,600	(15,400)	-7.70%
Transfer From Reserves	-	(200,000)	-	(184,600)	15,400	-7.70%
Legal Fees	43,057	-	7,900	5,000	5,000	100.00%
Small Tools	22,914	25,000	30,200	23,000	(2,000)	-8.00%
On-Call Allowance	15,810	20,000	21,900	22,000	2,000	10.00%
Safety Supplies	39,470	40,000	45,500	35,000	(5,000)	-12.50%
Safety Committee	12,661	8,000	7,500	7,500	(500)	-6.25%
Radio Service	7,900	7,500	8,400	8,000	500	6.67%
Building and Equipment Insurance	434,504	372,600	457,000	300,000	(72,600)	-19.48%
Administration	398,582	415,300	398,000	430,000	14,700	3.54%
Union Business	26,535	7,000	13,000	12,000	5,000	71.43%
Overhead Expenses	18,789	7,500	6,400	7,600	100	1.33%
Service Awards	1,831	1,500	1,500	1,500	-	0.00%
	1,855,104	1,820,400	1,903,800	1,799,700	(20,700)	-1.14%
Administration Training	56,338	52,000	27,800	30,000	(22,000)	-42.31%
Construction and Engineering Training	52,032	15,800	25,000	25,500	9,700	61.39%
Maintenance Training (Summer and Winter)	150,204	100,000	119,000	100,000	-	0.00%
BridgeTraining	17,960	18,000	12,800	18,000	-	0.00%
Mechanic Training	8,624	2,300	14,600	5,000	2,700	117.39%
Travel - Training related	36,746	30,000	30,800	30,000	-	0.00%
Safety Shoes	11,171	10,000	11,400	10,000	-	0.00%
Employment Insurance	67,487	72,500	72,400	67,000	(5,500)	-7.59%
C.P.P.	165,615	183,800	186,600	190,000	6,200	3.37%
Group Insurance	482,957	567,100	551,300	568,500	1,400	0.25%
Employer's Health Tax	84,914	90,900	87,600	92,000	1,100	1.21%
W.S.I.B.	57,858	65,800	59,900	62,200	(3,600)	-5.47%
OMERS	354,658	371,700	364,800	387,800	16,100	4.33%
Statutory Holiday	205,868	214,700	244,600	215,500	800	0.37%
Vacation	340,075	331,500	369,300	329,500	(2,000)	-0.60%
Sick Leave	109,475	103,200	129,000	104,000	800	0.78%
WSIB Time Off With Pay	753	-	1,800	-	-	0.00%
Time Off With Pay	19,403	11,200	26,100	10,200	(1,000)	-8.93%
Overtime Credits	(8,675)	-	(4,800)	-	-	0.00%
Payroll Burden - Transfer To Activities	(2,213,462)	(2,240,500)	(2,330,000)	(2,245,200)	(4,700)	0.21%
Payroll Interfunctional Net	-	-	-	-	-	0.00%
Net Requirement	**1,855,104**	**1,820,400**	**1,903,800**	**1,799,700**	**(20,700)**	**-1.14%**

The County of Grey

Facilities, Depots & Domes

2020 Budget

Operating

Description	2018 ACTUAL	2019 BUDGET	2019 YE PROJECTION	2020 BUDGET	2020 BUDGET to 2019 BUDGET Variance $	2020 BUDGET to 2019 BUDGET Variance %
Chatsworth Maintenance Depot	118,696	100,000	99,500	100,000	-	0.00%
Less Revenue for Shop Rate for EMS	(36,567)	(30,000)	(30,700)	(30,000)	-	0.00%
Chatsworth Storage Shed	477	500	2,400	500	-	0.00%
Chatsworth Dome	373	1,000	100	1,000	-	0.00%
Keppel/Grey Cty Storage Structure	1,701	500	1,700	500	-	0.00%
Sarawak Sand/Salt Dome	1,142	500	1,500	500	-	0.00%
Clarksburg Maintenance Depot	82,279	85,000	85,700	85,000	-	0.00%
Less Revenue for Shop Rate for EMS	(36,567)	(30,000)	(30,700)	(30,000)	-	0.00%
Clarksburg Dome	-	500	-	500	-	0.00%
Meaford Depot	2,444	1,000	1,200	1,000	-	0.00%
Pendleton (Markdale) Dome	322	1,500	300	1,500	-	0.00%
Kimberley Sand/Salt Structure	1,496	1,500	1,300	1,500	-	0.00%
Kimberley Lookout	4,390	3,500	3,600	4,500	1,000	28.57%
Ayton Maintenance Depot	81,360	85,000	67,600	85,000	-	0.00%
Ayton Storage Shed	415	500	700	500	-	0.00%
Ayton Salt Shed	-	500	-	500	-	0.00%
Ayton Sand Dome	-	1,500	-	1,500	-	0.00%
Egremont Sand/Salt Storage Structure	1,709	1,000	1,000	1,000	-	0.00%
Flesherton MTO Yard	54,318	60,000	43,300	60,000	-	0.00%
Flesherton MTO Dome Operations	-	-	1,300	-	-	0.00%
Feversham Sand/Salt Dome	1,164	1,000	19,400	2,000	1,000	100.00%
Dundalk Maintenance Depot	37,337	35,000	39,500	35,000	-	0.00%
Dundalk Dome	-	1,000	500	1,000	-	0.00%
Operating Net Requirement	**316,487**	**321,000**	**309,200**	**323,000**	**2,000**	**0.62%**

Capital

Description	2018 ACTUAL	2019 BUDGET	2019 YE PROJECTION	2020 BUDGET	2020 BUDGET to 2019 BUDGET Variance $	2020 BUDGET to 2019 BUDGET Variance %
Various Capital Projects (see Detail Page)	118,651	215,000	157,000	650,000	435,000	202.33%
Transfer from Dome/Depot Replacement Reserves	(72,651)	(215,000)	(157,000)	(102,700)	112,300	-52.23%
Partner Share - Town of Blue Mountains	-	-	-	(47,300)	(47,300)	100.00%
Transfer From Trans Services General Reserve	(46,000)	-	-	(800,000)	(800,000)	100.00%
Transfer to Dome/Depot Replacement Reserve	190,000	150,000	150,000	153,000	3,000	2.00%
Transfer to Patrol D Housing Reserve	110,000	156,000	156,000	159,100	3,100	1.99%
Transfer from Equipment Reserve	-	(2,000,000)	(2,000,000)	-	2,000,000	-100.00%
Transfer to Patrol D Housing Reserve	-	2,000,000	2,000,000	800,000	(1,200,000)	-60.00%
Transfer from Reserve - Patrol D Housing Reserve	-	-	-	(500,000)	(500,000)	100.00%
Capital Net Requirement	**300,000**	**306,000**	**306,000**	**312,100**	**6,100**	**1.99%**
Total Operating and Capital Net Requirements	**616,487**	**627,000**	**615,200**	**635,100**	**8,100**	**1.29%**

Capital Project summary on following page

The County of Grey

Facilities Depots and Domes Capital

2020 Budget

Depot	Description	BUDGET
Clarksburg	Patrol B Clarksburg Cold Patch Shed and Sand Dome Roofing System	110,000
Egremont	Patrol C Egremont Roll Up Door	6,600
Ayton	Patrol C Ayton Cameras and CCTV	6,100
Ayton	Patrol C Ayton Dome Entrance Repair	5,500
Patrol D	Patrol D New Facility - Purchase of Land	500,000
Miscellaneous	Miscellaneous	21,800
Total Capital Expenditures		**650,000**

The County of Grey

Transportation Services - Equipment

2020 Budget

Operating

Description	2018 ACTUAL	2019 BUDGET	2019 YE PROJECTION	2020 BUDGET	2020 BUDGET to 2019 BUDGET Variance $	2020 BUDGET to 2019 BUDGET Variance %
Revenue						
Equipment Charge Out	(2,130,864)	(2,362,000)	(2,189,400)	(2,422,000)	(60,000)	2.54%
Social Services Van Lease	(15,000)	(15,000)	(15,000)	(15,000)	-	0.00%
Total Revenue	**(2,145,864)**	**(2,377,000)**	**(2,204,400)**	**(2,437,000)**	**(60,000)**	**2.52%**
Expenditures						
Fuel	510,234	525,000	495,000	480,000	(45,000)	-8.57%
Licences	53,734	60,000	60,000	60,000	-	0.00%
Vehicle Repairs	632,307	700,000	587,000	700,000	-	0.00%
Parts and Shop Supplies	126,005	152,000	113,000	120,000	(32,000)	-21.05%
Equipment Washing	14,551	16,000	12,800	12,000	(4,000)	-25.00%
Meetings and Administrative	107,465	90,000	102,600	90,000	-	0.00%
Total Expenditures	**1,444,295**	**1,543,000**	**1,370,400**	**1,462,000**	**17,705**	**-5.25%**
Net - Equipment Operations Before Transfer to Reserve	**(701,569)**	**(834,000)**	**(834,000)**	**(975,000)**	**(141,000)**	**16.91%**
Transfer from Transportation General Reserve	(188,000)	(141,000)	(141,000)	-	141,000	-100.00%
Transfer to Equipment Replacement Reserve	895,000	960,000	960,000	960,000	-	0.00%
Transfer to OW Van Replacement Reserve	15,000	15,000	15,000	15,000	-	0.00%
Total Transfers to Reserve	**722,000**	**834,000**	**834,000**	**975,000**	**141,000**	**16.91%**
Operating Net Requirement	**20,431**	**-**	**-**	**-**	**-**	**0.00%**

Capital

Description	2018 ACTUAL	2019 BUDGET	2019 YE PROJECTION	2020 BUDGET	2020 BUDGET to 2019 BUDGET Difference	2020 BUDGET to 2019 BUDGET Variance %
Sale of Equipment	(54,605)	(224,456)	(149,000)	(103,000)	121,456	-54.11%
Equipment Sale Auction Fees	4,404	10,688	11,700	5,200	(5,488)	-51.35%
Insurance Proceeds	(281,120)	-	-	-	-	0.00%
Equipment Purchases	1,823,513	1,902,468	1,842,500	1,092,800	(809,668)	-42.56%
Transfer From Equipment Replacement Reserve	(1,492,191)	(1,688,700)	(1,705,200)	(995,000)	693,700	-41.08%
Capital Net Requirement	**-**	**-**	**-**	**-**	**-**	**0.00%**
Total Operating and Capital Net Requirements	**20,431**	**-**	**-**	**-**	**-**	**0.00%**

2020 Equipment Purchases per 2020 Budget	
Half-tons - replace V001-13, V014-13, and V030-13	109,000
Tandems - replace V203-08 and V204-08	634,500
Payloader - replace V903-04	260,000
Bridge Crew Utility Vehicle (Used Ambulance) - replace V112-	13,300
Sign Shop Printer - replace	13,000
Sign Shop Plotter - replace	7,000
Non-licensed equipment	56,000
	1,092,800

The County of Grey

Asset Management, Studies and Engineering

2020 Budget

Description	2018 ACTUAL	2019 BUDGET	2019 YE PROJECTION	2020 BUDGET	2020 BUDGET to 2019 BUDGET Variance $	2020 BUDGET to 2019 BUDGET Variance %
Road Needs Study	20,833	20,000	21,600	25,000	5,000	25.00%
Structure Needs Study	38,873	35,000	41,800	35,000	-	0.00%
Stormwater Sewer Inspection Program	-	175,000	185,000	175,000	-	0.00%
Transfer from Transportation General Reserve	-	(140,000)	(140,000)	(140,000)	-	0.00%
Asset Management Administration	439	-	-	-	-	0.00%
Culvert Inspection Program	9,272	25,000	2,300	25,000	-	0.00%
Traffic Related Counts/Studies	30,973	18,000	11,600	18,000	-	0.00%
Severance Application Review and Comments	4,590	5,000	6,100	5,500	500	10.00%
Traffic Related Studies / Investigations	1,251	-	500	-	-	0.00%
Transportation Study Plan Update	-	40,000	-	40,000	-	0.00%
Transfer from Transportation General Reserve	-	(40,000)	-	(40,000)	-	0.00%
Drainage Assessments	50,000	-	-	-	-	0.00%
Transfer from Development Charges Reserve	(30,000)	-	-	-	-	0.00%
Transfer from Transportation General Reserve	(20,000)	-	-	-	-	0.00%
Geotechnical Investigations	45,434	100,000	50,000	20,000	(80,000)	-80.00%
Operating Net Requirement	**151,664**	**238,000**	**178,900**	**163,500**	**(74,500)**	**-31.30%**

The County of Grey

Quarry

2020 Budget

Operating

Description	2018 ACTUAL	2019 BUDGET	2019 YE PROJECTION	2020 BUDGET	2020 BUDGET to 2019 BUDGET Variance $	2020 BUDGET to 2019 BUDGET Variance %
Revenue						
Miscellaneous Receipts (County Jobs)	-	-	-	-	-	0.00%
Total Revenue	**-**	**-**	**-**	**-**	**-**	**0.00%**
Expenditures						
Hydro	770	1,000	500	1,000	-	0.00%
Scale Maintenance	-	1,000	-	-	(1,000)	-100.00%
Licences and Fees	7,238	5,000	5,700	6,000	1,000	20.00%
Loading	-	-	300	-	-	0.00%
Survey Service	661	2,000	300	2,000	-	0.00%
Maintenance of Grounds	-	3,000	2,100	3,000	-	0.00%
Quarry Evaluation and Business Plan	-	-	-	-	-	0.00%
Transfer to Reserve - Quarry Rehabilitation	220	1,000	-	1,000	-	0.00%
Total Expenditures	**8,890**	**13,000**	**8,900**	**13,000**	**-**	**0.00%**
Operating Net Requirement	**8,890**	**13,000**	**8,900**	**13,000**	**-**	**0.00%**

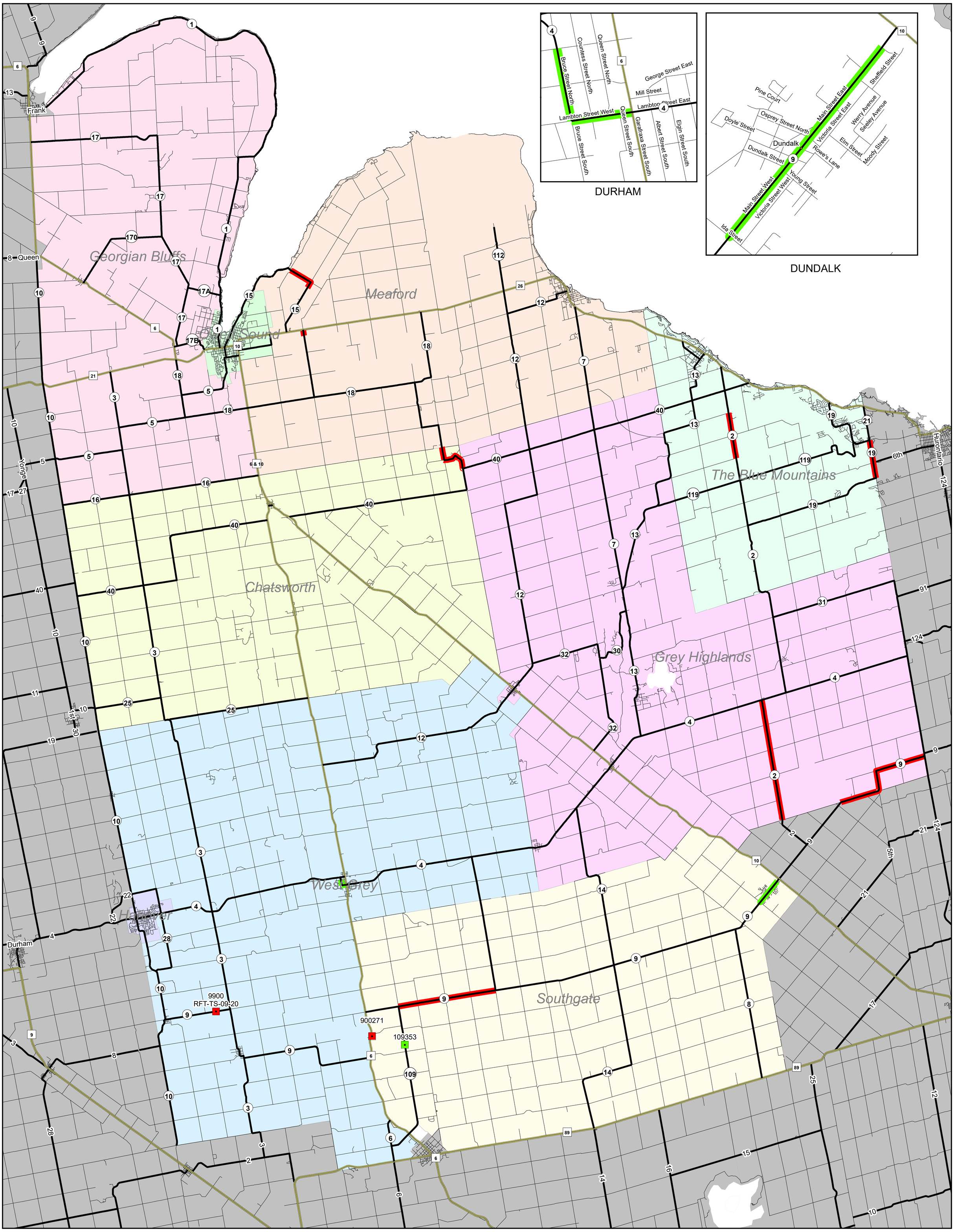

2020 - ROADS

CARRY OVER - ROADS

2020 - BRIDGES AND CULVERTS

CARRY OVER - BRIDGES AND CULVERTS

Coordinate System: NAD 1983 UTM Zone 17N
Units: Meter

ISSUE No.	DATE	DESCRIPTION
1	20/01/09	INTERNAL

Grey County
TRANSPORTATION SERVICES

2020 Construction and Resurfacing Map

SCALE 1:130,000 DATE 20/01/09
2020 Construction and Resurfacing Map

SHEET 1 OF 1

Document Path: E:\GIS\2020 Construction and Resurfacing Map.mxd

COUNTY OF GREY - RESERVES

RESERVE ACCOUNT TRANSACTIONS

FOR THE YEAR ENDING **December 31, 2019** **December 31, 2020**

Name	Account number	Purpose of Reserve	Bal. As at January 1/19	2019 Reserve Opening Balance Adjustment	2019 Estimated Current Contributions	2019 Estimated Capital Contributions	2019 Estimated Contributions	2019 Estimated Current Withdrawals	2019 Estimated Capital Withdrawals	2019 Estimated Withdrawals	2019 Unbudgeted Withdrawals/ Contributions as per Resolutions	2019 Projected Year End Balance	2020 Budgeted Contributions	2020 Budgeted Withdrawals	2020 Projected Year End Balance
RESERVES															
Corporate Services															
One-Time Funding	1-05-GRA-00-00	One-Time Funding	**1,084,592.41**		549,200.00		549,200.00	(310,900.00)	(689,770.00)	(1,000,670.00)		**633,122.41**	815,900.00	(813,700.00)	**635,322.41**
Modernization Funding		Modernization Funding	**0.00**				0.00			0.00	725,000.00	**725,000.00**		(228,400.00)	**496,600.00**
Cannabis Legalization Fund		Cannabis Legalization Implementation	**0.00**				0.00			0.00	156,101.00	**156,101.00**			**156,101.00**
Taxation - Capping	1-05-TAX-CC-00	Reserve for Commercial Tax Capping	**0.00**				0.00			0.00		**0.00**			**0.00**
Taxation	1-05-TAX-00-00	Allowance for tax write offs	**100,000.00**				0.00			0.00		**100,000.00**			**100,000.00**
Energy Audit	1-01-ADM-EC-00	Energy Audit and Conservation Expend.	**220,057.79**				0.00		(50,000.00)	(50,000.00)		**170,057.79**		(36,000.00)	**134,057.79**
Information Services	1-01-ADM-IS-00	Planned software purchase	**26,200.00**				0.00	(26,200.00)		(26,200.00)		**0.00**			**0.00**
Disaster Relief	1-01-ADM-DP-TD	Disaster Relief (Tornado)	**100,000.00**				0.00			0.00		**100,000.00**			**100,000.00**
IT - Infrastructure	1-01-ADM-DP-IN	Future IT Infrastructure Needs	**581,000.00**		163,000.00	30,000.00	193,000.00	(120,385.00)	(358,200.00)	(478,585.00)		**295,415.00**	174,900.00	(350,000.00)	**120,315.00**
IT - General	1-01-ADM-DP-IT	Information Technology General	**54,315.13**			8,000.00	8,000.00	(54,315.00)		(54,315.00)		**8,000.13**	8,000.00	(40,000.00)	**(23,999.87)**
IT - Corporate Photocopiers	1-01-ADM-DP-CR	Fund replacement of County Photocopiers	**116,279.64**			30,000.00	30,000.00			0.00		**146,279.64**	15,000.00	(74,400.00)	**86,879.64**
IT - Admin Bldg. Telephone System	1-01-ADM-DP-TP	Fund replacement of Telephone System	**30,000.00**			10,000.00	10,000.00			0.00		**40,000.00**	10,000.00	(50,000.00)	**0.00**
IT - Communication Tower Reserve	1-01-ADM-DP-TO	Fund Future Communication Tower needs	**130,750.00**			21,000.00	21,000.00			0.00		**151,750.00**	21,000.00		**172,750.00**
IT - Grey County Connected County	1-01-ADM-BB-00	Connected Community - Broadband	**1,000,000.00**				0.00			0.00	(25,000.00)	**975,000.00**		(50,000.00)	**925,000.00**
IT - Ortho Photography	1-01-ADM-DP-OP	Future Ortho Photography needs	**67,982.92**			3,000.00	3,000.00			0.00		**70,982.92**	2,000.00	(20,000.00)	**52,982.92**
Council Communications	1-01-ADM-CO-CC	Council Communications	**12,125.11**		5,400.00		5,400.00			0.00		**17,525.11**	5,400.00		**22,925.11**
Strategic Plan Review	1-01-ADM-CO-SR	Council/Departmental Strategic Reviews	**162,433.93**		75,000.00		75,000.00		(50,000.00)	(50,000.00)		**187,433.93**	75,000.00	(50,000.00)	**212,433.93**
Communication Plan	1-01-ADM-DP-CD	Communication Plan & Other Initiatives	**64,000.00**			5,000.00	5,000.00	(8,500.00)	(30,000.00)	(38,500.00)		**30,500.00**	11,900.00		**42,400.00**
Document Management	1-01-ADM-DP-CL	Document Management Software	**24,636.18**			20,000.00	20,000.00			0.00		**44,636.18**	20,000.00		**64,636.18**
POA Building	1-01-POA-00-00	POA Building (Museum) renovations	**9,612.98**				0.00			0.00		**9,612.98**			**9,612.98**
Administration - Conference/Sponsorships	1-01-ADM-DP-FI	Sponsorship of Conferences, etc.	**5,000.00**				0.00			0.00		**5,000.00**			**5,000.00**
Administration - Insurance Appraisals	1-01-ADM-DP-IA	Insurance Appraisals - County Properties	**0.00**				0.00			0.00		**0.00**			**0.00**
Administration - Human Resources	1-01-ADM-DP-PC	Ext. Salary Survey\Dis. Man.\HR Software	**101,881.77**			50,850.00	50,850.00		(30,000.00)	(30,000.00)		**122,731.77**	80,900.00	(101,200.00)	**102,431.77**
Administration Capital Replacement	1-01-ADM-DP-00	Administration future capital replacement	**294,675.24**				0.00			0.00		**294,675.24**			**294,675.24**
Administration- New G/L	1-01-ADM-DP-GL	New G/L Account Structure	**15,000.00**				0.00			0.00		**15,000.00**			**15,000.00**
Administration Pay Equity	1-01-ADM-PE-00	Pay Equity	**1,540,850.99**				0.00	(922,259.00)		(922,259.00)		**618,591.99**			**618,591.99**
Health Care - Centre Grey Hospital	1-01-HEA-MH-00	New Markdale Hospital	**785,159.40**				0.00			0.00		**785,159.40**			**785,159.40**
Health Care Initiatives	1-01-HEA-HF-00	Health Care Initiatives Funding	**228,044.00**		277,300.00		277,300.00			0.00		**505,344.00**	286,100.00		**791,444.00**
Health Unit Operations	1-01-HEA-HU-00	Health Unit General	**181,644.81**				0.00			0.00		**181,644.81**			**181,644.81**

COUNTY OF GREY - RESERVES

RESERVE ACCOUNT TRANSACTIONS

FOR THE YEAR ENDING **December 31, 2019** **December 31, 2020**

Name	Account number	Purpose of Reserve	Bal. As at January 1/19	2019 Reserve Opening Balance Adjustment	2019 Estimated Current Contributions	2019 Estimated Capital Contributions	2019 Estimated Contributions	2019 Estimated Current Withdrawals	2019 Estimated Capital Withdrawals	2019 Estimated Withdrawals	2019 Unbudgeted Withdrawals/ Contributions as per Resolutions	2019 Projected Year End Balance	2020 Budgeted Contributions	2020 Budgeted Withdrawals	2020 Projected Year End Balance
Heritage, Agriculture & Tourism															
Tourism - General	1-80-APT-TO-00	Tourism General	**124,504.30**			7,500.00	7,500.00	(20,000.00)		(20,000.00)	(4,000.00)	**108,004.30**		(25,000.00)	**83,004.30**
Tourism - Vehicle	1-80-APT-TO-VR	Tourism Vehicle Replacement	**5,379.59**			9,320.00	9,320.00			0.00		**14,699.59**	14,400.00		**29,099.59**
Tourism - Website	1-80-APT-TO-DW	Tourism Website Development	**30,000.00**			10,000.00	10,000.00	(20,000.00)		(20,000.00)		**20,000.00**		(10,000.00)	**10,000.00**
Forestry - General	1-80-APT-FM-00	Stewardship & mgmt of County forests	**77,046.11**				0.00	(30,000.00)		(30,000.00)		**47,046.11**	4,900.00		**51,946.11**
Trails - General	1-80-APT-TL-00	CP Rail Corridor	**507,422.33**			75,000.00	75,000.00	(58,500.00)	(167,000.00)	(225,500.00)		**356,922.33**	76,500.00	(458,300.00)	**(24,877.67)**
Economic Development - Initiatives	1-80-APT-ED-00	Economic Development Initiatives	**337,131.44**			5,000.00	5,000.00		(222,500.00)	(222,500.00)	(25,745.00)	**93,886.44**	5,000.00	(19,300.00)	**79,586.44**
Economic Development - Regional Skills Training, Trades & Innovation Centre	1-80-APT-ED-E4	Future Capital costs at the Regional Skills Training, Trades & Innovation Centre	**23,000.00**		80,000.00		80,000.00		(23,000.00)	(23,000.00)		**80,000.00**	80,000.00	(91,600.00)	**68,400.00**
Economic Development - Regional Skills Training, Trades & Innovation Centre - Donation	1-80-APT-ED-DO	Regional Skills Training, Trades & Innovation Centre - Donations	**0.00**				0.00			0.00		**0.00**			**0.00**
Economic Development - Business Enterprise Centre	1-80-APT-ED-E1	Business Enterprise Centre	**56,053.27**				0.00			0.00		**56,053.27**			**56,053.27**
Economic Development - Indigenous Support	1-80-APT-ED-ID	Indigenous Support	**10,000.00**				0.00			0.00		**10,000.00**			**10,000.00**
Economic Development - Saints & Sinners	1-80-APT-ED-SX	Saints & Sinners	**0.00**							0.00		**0.00**			**0.00**
Economic Development - Local Food	1-80-APT-AG-LF	Local Food Project	**6,299.58**				0.00			0.00		**6,299.58**			**6,299.58**
Grey Roots - Archives General	1-90-HER-AR-00	Grey Roots Archives	**4,000.00**		2,000.00		2,000.00			0.00		**6,000.00**	3,500.00		**9,500.00**
Museum - Artifacts	1-90-HER-MU-00	Ins proceeds/donations to replace/purchase artifacts	**24,819.77**				0.00			0.00		**24,819.77**			**24,819.77**
Grey Roots - General	1-90-HER-HC-00	Grey Roots General	**360,326.30**			1,400.00	1,400.00	(4,000.00)	(260,000.00)	(264,000.00)		**97,726.30**	4,100.00	(20,000.00)	**81,826.30**
Grey Roots - Strategic Plan	1-90-HER-HC-SR	Grey Roots Strategic Plan Updates	**18,000.00**			7,500.00	7,500.00			0.00		**25,500.00**	5,000.00		**30,500.00**
Grey Roots - Exhibit Building	1-90-HER-HC-EB	Exhibit Building	**25,000.00**				0.00		(25,000.00)	(25,000.00)		**0.00**			**0.00**
Grey Roots - Apple Exhibit	1-90-HER-HC-AE	Apple Exhibit	**0.00**				0.00			0.00		**0.00**			**0.00**
Grey Roots - Donation	1-90-HER-DO-00	Grey Roots Donation (Bequest) Reserve	**130,713.25**				0.00	(20,000.00)	(102,112.50)	(122,112.50)		**8,600.75**		(27,500.00)	**(18,899.25)**
Grey Roots - Main Building Improvements	1-90-HER-HC-BI	Grey Roots - Main Building Improvements	**543,497.25**			516,700.00	516,700.00		(225,800.00)	(225,800.00)		**834,397.25**	140,900.00	(140,400.00)	**834,897.25**
Grey Roots - Front of the House	1-90-HER-HC-FH	Grey Roots - Updates to House Front	**0.00**				0.00			0.00		**0.00**	10,000.00		**10,000.00**
Grey Roots - Moreston Village Building Improvements	1-90-HER-HC-MV	Moreston Village - Building Improvements	**131,100.00**			12,000.00	12,000.00		(115,000.00)	(115,000.00)		**28,100.00**	12,300.00		**40,400.00**
Grey Roots - Store	1-90-HER-HC-C3	Grey Roots - Store	**5,590.00**			204,000.00	204,000.00			0.00		**209,590.00**			**209,590.00**
Grey Roots - Heritage Buildings	1-90-HER-HC-HA	Heritage Buildings	**239,900.00**			65,100.00	65,100.00		(158,000.00)	(158,000.00)		**147,000.00**	69,500.00		**216,500.00**
Grey Roots - County Gallery	1-90-HER-HC-GE	Grey Roots - Future Dev. of County Gallery	**293,630.34**				0.00		(209,000.00)	(209,000.00)		**84,630.34**			**84,630.34**
Grey Roots - Landscaping	1-90-HER-HC-HL	Grey Roots Landscaping	**51,000.00**				0.00			0.00		**51,000.00**			**51,000.00**
Grey Roots - Computer Replacement	1-90-HER-CR-00	Grey Roots - Future Computer Replacements	**15,150.22**		2,065.00		2,065.00			0.00		**17,215.22**	2,000.00		**19,215.22**
Grey Roots - Website	1-90-HER-HC-DW	Grey Roots - Website Development	**44,751.52**			1,000.00	1,000.00			0.00		**45,751.52**	2,000.00		**47,751.52**
Grey Roots - Theatre Equipment	1-90-HER-MU-TE	Grey Roots - Future Theatre Equipment	**20,000.00**		5,000.00		5,000.00			0.00		**25,000.00**	5,000.00		**30,000.00**
Heritage Project - Automotive Garage	1-90-HER-HC-B2	Automotive Garage	**1,000.00**				0.00		(1,000.00)	(1,000.00)		**0.00**			**0.00**
Heritage Project - Church	1-90-HER-HC-C2	Church Construction	**97,887.50**				0.00		(97,887.50)	(97,887.50)		**0.00**			**0.00**
Planning & Development															
Planning - General	1-60-PLN-00-00	General Planning projects & office needs	**54,568.73**				0.00	(11,500.00)		(11,500.00)		**43,068.73**		(20,000.00)	**23,068.73**
Planning - Studies	1-60-PLN-ST-00	Planned studies	**67,907.57**			2,000.00	2,000.00			0.00		**69,907.57**	2,000.00		**71,907.57**
Planning - Legal	1-60-PLN-LG-00	Legal costs	**198,402.75**				0.00	(116,167.00)		(116,167.00)		**82,235.75**		(26,000.00)	**56,235.75**
Planning - ArcGIS	1-60-PLN-AS-00	ArcGIS Server	**28,000.00**				0.00			0.00		**28,000.00**			**28,000.00**
Planning - Plotter Replacement	1-60-PLN-PR-00	Equipment replacement - Plotter	**18,000.00**			4,000.00	4,000.00		(20,000.00)	(20,000.00)		**2,000.00**	4,200.00		**6,200.00**
Planning - Growth Management Study Update	1-60-PLN-ST-GS	To Fund Future Growth Management Study Update	**14,200.45**			1,650.00	1,650.00			0.00		**15,850.45**	1,700.00		**17,550.45**
Planning - Housing Study Update	1-60-PLN-ST-HS	To Fund Future Housing Study Update	**11,787.32**				0.00			0.00		**11,787.32**			**11,787.32**
Planning - Archaeological Master Plan	1-60-PLN-ST-AP	To Fund Future Archaeological Master Plan	**40,000.00**				0.00			0.00		**40,000.00**			**40,000.00**
Planning - Official Plan	1-60-PLL-00-00	Five year update	**36,523.04**			10,000.00	10,000.00			0.00		**46,523.04**	10,000.00		**56,523.04**
Planning - Waste Management	1-65-WTM-00-00	TBD	**86,076.22**				0.00			0.00		**86,076.22**			**86,076.22**

COUNTY OF GREY - RESERVES

RESERVE ACCOUNT TRANSACTIONS

FOR THE YEAR ENDING **December 31, 2019** **December 31, 2020**

Name	Account number	Purpose of Reserve	Bal. As at January 1/19	2019 Reserve Opening Balance Adjustment	2019 Estimated Current Contributions	2019 Estimated Capital Contributions	2019 Estimated Contributions	2019 Estimated Current Withdrawals	2019 Estimated Capital Withdrawals	2019 Estimated Withdrawals	2019 Unbudgeted Withdrawals/ Contributions as per Resolutions	2019 Projected Year End Balance	2020 Budgeted Contributions	2020 Budgeted Withdrawals	2020 Projected Year End Balance
Social Services, Housing & Long Term Care															
Social Services - General (Caseload)	1-10-ADM-00-00	Ontario Works caseload fluctuations, etc	**658,950.06**				0.00	(132,450.00)		(132,450.00)		**526,500.06**			**526,500.06**
Child Care - General (Caseload)	1-10-ADM-00-CH	Child Care Caseload/Statistical fluctuations, etc	**408,511.19**				0.00		(150,000.00)	(150,000.00)		**258,511.19**			**258,511.19**
Child Care Mitigation Funding	1-10-ADM-MI-CH	To assist with shortfall in Child Care funding, etc	**1,515,769.00**				0.00	(309,941.00)		(309,941.00)		**1,205,828.00**		(573,000.00)	**632,828.00**
Social Services - EarlyON Literacy Program	1-10-CHI-EL-00	To assist with providing Ont. Early Years Literacy Program.	**22,366.09**				0.00			0.00		**22,366.09**		(20,200.00)	**2,166.09**
Social Services - Computer Replacement.	1-10-ADM-CR-00	Future Computer Replacements	**243,201.77**		30,400.00		30,400.00		(60,000.00)	(60,000.00)		**213,601.77**	30,400.00	(75,100.00)	**168,901.77**
Social Services - Best Start	1-10-CHI-BS-00	One-Time Funding for Child Care costs	**114,232.43**				0.00	(6,000.00)	(50,000.00)	(56,000.00)		**58,232.43**		(6,000.00)	**52,232.43**
Social Services - EarlyON Centre Accessibility	1-10-CHI-00-00	For future renovation costs to meet accessbility standards	**305,572.15**			25,000.00	25,000.00			0.00		**330,572.15**	25,000.00		**355,572.15**
Social Services - EarlyON Centre Capital Replacement	1-10-CHI-EL-HR	To fund Future Capital projects at EarlyON Centre	**143,273.52**			219,350.00	219,350.00		(25,000.00)	(25,000.00)		**337,623.52**	19,800.00	(185,200.00)	**172,223.52**
Housing - General Capital	1-15-LHC-00-00	Housing Capital Projects, etc.	**2,760,140.93**				0.00		(778,428.00)	(778,428.00)	(330,000.00)	**1,651,712.93**	300.00	(1,512,800.00)	**139,212.93**
Housing - Computer Replacements	1-15-LHC-CR-00	Housing Computer Replacements	**7,147.88**		6,000.00		6,000.00			0.00		**13,147.88**	6,000.00	(13,000.00)	**6,147.88**
Housing - DOOR Funding	1-15-LHC-AH-DO	"DOOR Funding"	**30,199.77**				0.00			0.00		**30,199.77**			**30,199.77**
Housing - Revolving Fund Home Ownership	1-15-LHC-AH-HO	Revolving Fund Home Ownership	**178,494.35**				0.00	(50,000.00)		(50,000.00)		**128,494.35**		(50,000.00)	**78,494.35**
Housing - Affordable Housing Administration	1-15-LHC-IA-AD	Affordable Housing Administration	**49,100.94**				0.00	(27,225.00)		(27,225.00)		**21,875.94**			**21,875.94**
Housing - Revolving Fund Ontario Renovates	1-15-LHC-IA-ON	Revolving Fund Ontario Renovates	**45,094.15**				0.00	(50,000.00)		(50,000.00)		**(4,905.85)**		(33,900.00)	**(38,805.85)**
Housing - Golden Town	1-15-LHC-GL-01	Housing - Golden Town Buildings	**2,070,969.68**				0.00		(208,000.00)	(208,000.00)		**1,862,969.68**		(420,000.00)	**1,442,969.68**
Housing - Social Housing Apartment Improvement	1-15-LHC-SH-AD	Housing - Social Housing Apartment Improvement Program (SHAIP)	**47,071.15**				0.00			0.00		**47,071.15**			**47,071.15**
Housing - Social Infrastructure	1-15-LHC-SI-AD	Social Infrastructure Funds	**0.00**				0.00			0.00		**0.00**			**0.00**
Housing - Social Housing Improvement Funds	1-15-LHC-SO-AD	Social Housing Improvement Funds	**8,572.00**				0.00			0.00		**8,572.00**			**8,572.00**
Housing - Non Profit Housing General	1-15-NPH-00-00	Non-Profit Housing General Reserve	**247,592.09**				0.00			0.00		**247,592.09**			**247,592.09**
Administration Property - Capital Projects	1-15-PRO-AD-00	Cty Building Int. and Ext. Renovations	**345,587.74**		2,300.00	81,900.00	84,200.00		(206,100.00)	(206,100.00)		**223,687.74**	85,800.00	(316,700.00)	**(7,212.26)**
Grey Gables - General Capital	1-20-GGG-OA-AD	Future Capital projects, etc.	**418,149.49**				0.00	(19,333.00)	(322,242.00)	(341,575.00)		**76,574.49**		(168,700.00)	**(92,125.51)**
Grey Gables - Donations	1-20-GGG-DO-00	Local donations	**65,039.81**				0.00	(10,000.00)	(10,000.00)	(20,000.00)		**45,039.81**		(10,000.00)	**35,039.81**
Rockwood Terrace - General Capital	1-20-RRR-OA-AD	Future Capital projects, etc.	**1,989,276.24**			104,009.00	104,009.00	(19,333.00)	(726,150.00)	(745,483.00)		**1,347,802.24**	134,900.00	(839,900.00)	**642,802.24**
Rockwood Terrace - Donations	1-20-RRR-DO-00	Local donations	**83,092.26**				0.00	(10,000.00)	(10,000.00)	(20,000.00)		**63,092.26**		(10,000.00)	**53,092.26**
Long Term Care - Redevelopment	1-20-LTC-00-00	Future Redevelopment	**4,289,670.70**			1,361,010.00	1,361,010.00			0.00		**5,650,680.70**	1,361,000.00		**7,011,680.70**
Lee Manor - General Capital	1-20-LLL-OA-AD	Renovation & Future Capital projects, etc.	**659,257.68**				0.00	(19,333.00)	(263,391.00)	(282,724.00)		**376,533.68**		(77,500.00)	**299,033.68**
Lee Manor - Donations	1-20-LLL-DO-??	Local donations	**45,612.27**				0.00	(5,000.00)		(5,000.00)		**40,612.27**		(30,000.00)	**10,612.27**

COUNTY OF GREY - RESERVES

RESERVE ACCOUNT TRANSACTIONS

FOR THE YEAR ENDING **December 31, 2019** **December 31, 2020**

Name	Account number	Purpose of Reserve	Bal. As at January 1/19	2019 Reserve Opening Balance Adjustment	2019 Estimated Current Contributions	2019 Estimated Capital Contributions	2019 Estimated Contributions	2019 Estimated Current Withdrawals	2019 Estimated Capital Withdrawals	2019 Estimated Withdrawals	2019 Unbudgeted Withdrawals/ Contributions as per Resolutions	2019 Projected Year End Balance	2020 Budgeted Contributions	2020 Budgeted Withdrawals	2020 Projected Year End Balance
Transportation and Public Safety															
Transportation Services - General	1-30-000-00-00	Unscheduled Maintenance, Construction	**2,456,266.81**				0.00	(621,000.00)	(625,000.00)	(1,246,000.00)		**1,210,266.81**		(1,380,000.00)	**(169,733.19)**
Transportation Services - Construction Grey Road 19 & 21	1-30-CON-11-00	Future Construction Project - Grey Road 19 & Grey Road 21	**287,991.00**				0.00			0.00		**287,991.00**			**287,991.00**
Transportation Services - Construction Grey Road 119	1-30-CON-12-00	Future Construction Project - Grey Road 119-F18,21,24	**0.00**				0.00			0.00		**0.00**			**0.00**
Transportation Services - Construction Grey Road 4	1-30-CON-13-00	Future Construction Project - Grey Road 4 (4018)	**372,620.59**				0.00			0.00		**372,620.59**			**372,620.59**
Transportation Services - Construction Grey Road 15	1-30-CON-14-00	Future Construction Project - Grey Road 15 Owen Sound	**0.00**			200,000.00	200,000.00			0.00		**200,000.00**			**200,000.00**
Transportation Services - Land Acquisition	1-30-CON-15-00	Land Acquisitions	**0.00**				0.00			0.00		**0.00**		(50,000.00)	**(50,000.00)**
Transportation Services - Construction Grey Road 114 and 4	1-30-CON-31-00	Future Rehabiliation - Grey Road 14 and Grey Road 4 sections 4057-4066	**100,000.00**				0.00			0.00		**100,000.00**			**100,000.00**
Transportation Services - Winter Control	1-30-WIN-00-00	Winter maintenance fluctuations	**505,074.76**				0.00			0.00		**505,074.76**			**505,074.76**
Transportation Services - Equipment Reserve	1-30-MOP-00-00	Equipment Replacements	**4,460,235.22**		975,000.00		975,000.00		(3,688,700.00)	(3,688,700.00)		**1,746,535.22**	975,000.00	(995,000.00)	**1,726,535.22**
Transportation Services Facilities - Depots & Domes	1-30-HOU-00-00	Dome/Depot reserve	**477,868.40**			150,000.00	150,000.00		(215,000.00)	(215,000.00)		**412,868.40**	153,000.00	(102,700.00)	**463,168.40**
Transportation Services - New Depot Patrol D	1-30-HOU-DN-00	New Depot - Patrol D	**618,000.00**			2,156,000.00	2,156,000.00			0.00		**2,774,000.00**	959,100.00	(500,000.00)	**3,233,100.00**
Transportation Services - Traffic Light Maintenance	1-30-TLM-00-00	Traffic Light Maintenance	**307,000.00**				0.00		(50,000.00)	(50,000.00)		**257,000.00**		(80,000.00)	**177,000.00**
Transportation Services - Durham Road	1-30-SUP-00-00	Highway 4 transfer money	**0.00**				0.00			0.00		**0.00**			**0.00**
Transportation Services - Quarry Rehabilitation	1-30-QUA-00-00	Future Quarry Rehabilitation	**84,930.99**		1,000.00		1,000.00			0.00		**85,930.99**	1,000.00		**86,930.99**
Resurfacing & Minor Capital	1-30-RMC-00-00	Future Resurfacing & Minor Capital Projects	**0.00**				0.00			0.00		**0.00**			**0.00**
Transportation Services -Structures/Culvert Rehabilitation	1-30-SCR-00-00	Structures & Culvert Rehabilitation	**292,393.76**				0.00			0.00		**292,393.76**			**292,393.76**
Transportation Services - Work Manager	1-30-WKM-00-00	Work Manager Software Upgrade/Replacement	**0.00**				0.00			0.00		**0.00**			**0.00**
Paramedic Services - Equipment Replacement	1-40-AMB-00-00	Paramedic Equipment and general reserves	**1,861,355.31**		545,900.00	31,900.00	577,800.00	(75,800.00)	(623,900.00)	(699,700.00)	(347.84)	**1,739,107.47**	562,300.00	(414,600.00)	**1,886,807.47**
Paramedic Services - Buildings	1-40-AMB-??-00	Paramedic Capital BCA	**0.00**				0.00			0.00		**0.00**	32,200.00	(8,600.00)	**23,600.00**
Paramedic Services - General	1-40-AMB-GN-00	Paramedic General Operating	**37,723.24**				0.00			0.00		**37,723.24**			**37,723.24**
Paramedic Services - Uniform Replacement	1-40-AMB-UN-00	Paramedic Uniform Replacement	**36,000.00**		27,200.00		27,200.00			0.00		**63,200.00**	29,800.00	(69,600.00)	**23,400.00**
General															
Corporate - Insurance	1-01-ADM-CO-00	Reduce dependency on insurance; cover deductibles	**49,005.11**		75,000.00		75,000.00			0.00		**124,005.11**	75,000.00		**199,005.11**
Corporate - WSIB	0-00-000-00-00	Cover costs of self insured WSIB	**3,036,598.56**		92,500.00		92,500.00			0.00		**3,129,098.56**			**3,129,098.56**
Corporate - Weekly Indemnity - ST Disability	1-01-ADM-WI-00	Provide stability for future Weekly Indemnity premium rates	**50,579.09**				0.00			0.00		**50,579.09**			**50,579.09**
Corporate - Working Capital	1-01-ADM-GN-00	Ongoing financial operations	**1,930,799.28**				0.00			0.00		**1,930,799.28**			**1,930,799.28**
Corporate - Capital Infrastructure	1-01-ADM-GN-IN	Future Capital Infrastructure Needs	**3,720,983.00**			228,600.00	228,600.00			0.00		**3,949,583.00**			**3,949,583.00**
Reserve Totals			**48,112,281.61**	**0**	**2,914,265.00**	**5,667,789.00**	**8,582,054.00**	**(3,078,141.00)**	**(10,846,181.00)**	**(13,924,322.00)**	**496,008.16**	**43,266,021.77**	**6,429,700.00**	**(10,594,300.00)**	**39,101,421.77**

COUNTY OF GREY - RESERVES

RESERVE ACCOUNT TRANSACTIONS

FOR THE YEAR ENDING **December 31, 2019** **December 31, 2020**

Name	Account number	Purpose of Reserve	Bal. As at January 1/19	2019 Reserve Opening Balance Adjustment	2019 Estimated Current Contributions	2019 Estimated Capital Contributions	2019 Estimated Contributions	2019 Estimated Current Withdrawals	2019 Estimated Capital Withdrawals	2019 Estimated Withdrawals	2019 Unbudgeted Withdrawals/ Contributions as per Resolutions	2019 Projected Year End Balance	2020 Budgeted Contributions	2020 Budgeted Withdrawals	2020 Projected Year End Balance
OBLIGATORY RESERVES															
Federal Gas Tax - Grey Corporate	5-00-GRA-GT-GC	Mandated by Federal Gas Tax Agreement	**2,585,511.15**		2,846,449.00		2,846,449.00		(4,156,448.00)	(4,156,448.00)	3,003,291.00	**4,278,803.15**	2,846,449.00	(5,108,400.00)	**2,016,852.15**
Federal Gas Tax - Transportation	5-00-GRA-GT-GR	Mandated by Federal Gas Tax Agreement	**0.00**				0.00			0.00		**0.00**			**0.00**
							0.00								
Development Charges - Land Ambulance	5-00-DEV-01-00	To fund growth related capital costs for Land Ambulance	**(101,774.19)**		45,857.00		45,857.00			0.00	42,912.00	**(13,005.19)**	91,700.00		**78,694.81**
Development Charges - Social Housing	5-00-DEV-02-00	To fund growth related capital costs for Social Housing	**13,208.41**				0.00			0.00		**13,208.41**			**13,208.41**
Development Charges -Children's Services	5-00-DEV-03-00	To fund growth related capital costs for Children's Services	**10,860.25**				0.00			0.00		**10,860.25**			**10,860.25**
Development Charges - Public Works Buildings & Fleet	5-00-DEV-04-00	To fund growth related capital costs for Public Works - Buildings & Fleet	**443,081.60**				0.00			0.00		**443,081.60**			**443,081.60**
Development Charges - Provincial Offences	5-00-DEV-05-00	To fund growth related capital costs for Provincial Offences	**(66,488.65)**		6,459.00		6,459.00			0.00	5,870.00	**(54,159.65)**	12,300.00		**(41,859.65)**
Development Charges - Employment Resources	5-00-DEV-06-00	To fund growth related capital costs for Employment Resources	**89,688.10**				0.00			0.00		**89,688.10**			**89,688.10**
Development Charges - General Government	5-00-DEV-07-00	To fund growth related capital costs for General Government	**187,638.33**		52,315.00		52,315.00			0.00	49,194.00	**289,147.33**	104,900.00	(25,000.00)	**369,047.33**
Development Charges - Trails	5-00-DEV-08-00	To fund growth related capital costs for Trails	**4,736.99**		2,583.00		2,583.00	(2,700.00)		(2,700.00)	2,348.00	**6,967.99**	5,100.00		**12,067.99**
Development Charges - Roads and Related Works	5-00-DEV-09-00	To fund growth related capital costs for Roads and Related Works	**7,358,997.63**		1,969,907.00		1,969,907.00		(2,502,407.00)	(2,502,407.00)	1,845,109.00	**8,671,606.63**	3,940,900.00	(112,100.00)	**12,500,406.63**
Development Charges - Health Unit	5-00-DEV-10-00	To fund growth related capital costs for Health Unit	**(135,233.93)**		44,888.00		44,888.00	(44,200.00)		(44,200.00)	42,237.00	**(92,308.93)**	90,000.00	(44,200.00)	**(46,508.93)**
Obligatory Reserve Totals			**10,390,225.69**	**0.00**	**4,968,458.00**	**0.00**	**4,968,458.00**	**(46,900.00)**	**(6,658,855.00)**	**(6,705,755.00)**	**4,990,961.00**	**13,643,889.69**	**7,091,349.00**	**(5,289,700.00)**	**15,445,538.69**