

Grey Roots @ home

Explore traditions with Grey Roots!

Welcome to our special traditions @ home (or school) activities. These activities complement the new *Dressed for Christmas* videos on our website where you can visit the 1853 log cabin, 1886 log house and 1925 farm house. Through the series we hope you learn a bit about Christmas and wintertime traditions. Traditions fuel our experiences and we hope you and your family enjoy celebrating your traditions, whatever they are.

This programming is linked to grade two curriculum but also touches on other grades. These activities are great for all learners, just adjust and have fun!

Books for Children

Rondina, Catherine. *Lighting Our World: A Year of Celebrations*. Kids Can Press. 2012.

Web Sites

Smith, Brian. "11 Fantastic Books for Children That Celebrate Different Cultural Traditions."

<https://resilienteducator.com/classroom-resources/11-fantastic-books-for-children-that-celebrate-different-cultural-traditions/>

the conscious kid. <https://www.theconsciouskid.org/>

Activity: Making Connections Through Traditions

Background Information for Teachers & Parents

The goal of this activity is to compare how traditions were celebrated between different generations, friends and families.

Asking students to look at similarities and differences, outside of their experiences, they can gain a better understanding of changes in traditions over time and between people and cultures.

What you need:

- ★ Letter to parents re: activity
- ★ Worksheet – Tradition Tracker



Activity

Prior to the lesson, send home a letter to parents/guardians asking them to work with the student on the assignment (Tradition Tracker). Encourage a multi-generational approach, if possible.

After the worksheets are completed, select a space to hold a class discussion. Students will share their observations, discuss similarities and differences they encountered. Model this with an example of your own or show our example. How do we celebrate?

Students can bring in or email images to the teacher to share with the class.

Assessment Suggestions

Assess student worksheet, ability to draw comparisons and conclusions.

Curriculum

Grade 2: A1.1 compare ways in which some traditions have been celebrated over multiple generations in their family, and identify some of the main reasons for changes in these traditions (e.g., immigration to Canada, family members marrying someone from a different culture, changes in technology)

Grade 2: A2.1 formulate questions to guide investigations into some of the past and present traditions and celebrations in their own family and the communities to which they belong (e.g., simple questions related to past and present practices associated with Christmas, Yom Kippur, Eid ul-Fitr, Diwali, or Kwanzaa)

Grade 2: Language, 1.1 identify purposes for listening in a variety of situations, formal and informal, and set personal goals for listening, initially with support and direction (e.g., to acquire information from a presentation by a guest speaker; to exchange ideas in a small-group discussion; to enjoy and understand poetry)

Grade 2, Language: 1.3 gather information to support ideas for writing in a variety of ways and/or from a variety of sources (e.g., from discussions with family and friends; from a variety of texts, including teacher readalouds, mentor texts, shared-, guided-, and independent-reading texts, and media texts)



Tradition Tracker

Student Name

This page side is for notes. Interview at least two people about the same holiday celebration or tradition. Ask questions to get details so that you can compare what they did to what you do. Write notes here. Run out of space? Use notebook.

Who did you interview?

Interviewee #1 + connection to you (parent, sibling, Elder)

Interviewee #2 + connection to you (parent, sibling, Elder)



Tradition Tracker


What did you focus on?




What was a surprise?




Things that are the same.



Things that are different.



Why did things change?



I want to know more about...

